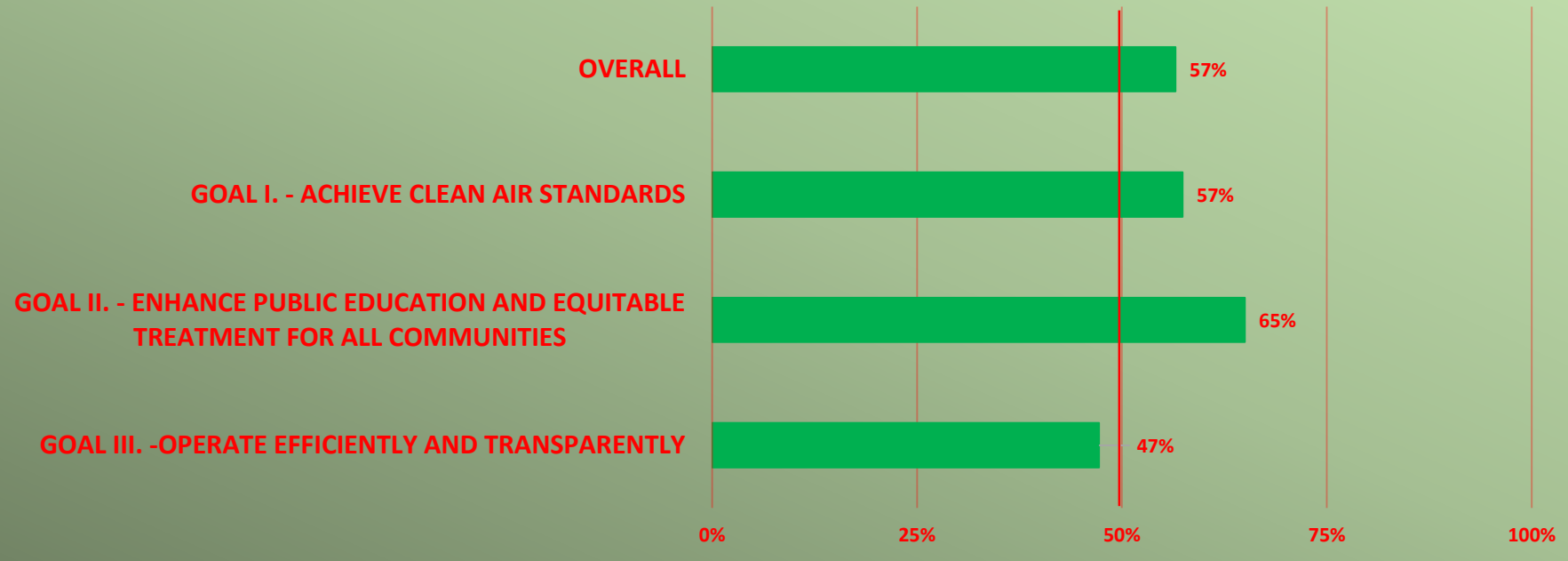
A close-up photograph of a car's dashboard. The central digital display is the focal point, showing a speedometer with a needle pointing to 0 and a digital readout of 236. To the left of the speedometer, there is a small image of a car and some text. To the right, there is a navigation map and some data. The dashboard is framed by a black steering wheel. The text "Goals & Priority Objectives" is overlaid in large red font at the top, "FY 2020/21 – 2<sup>nd</sup> Quarter" is overlaid in large red font in the middle, and "Dashboard" is overlaid in large red font at the bottom.

**Goals & Priority Objectives**  
**FY 2020/21 – 2<sup>nd</sup> Quarter**  
**Dashboard**

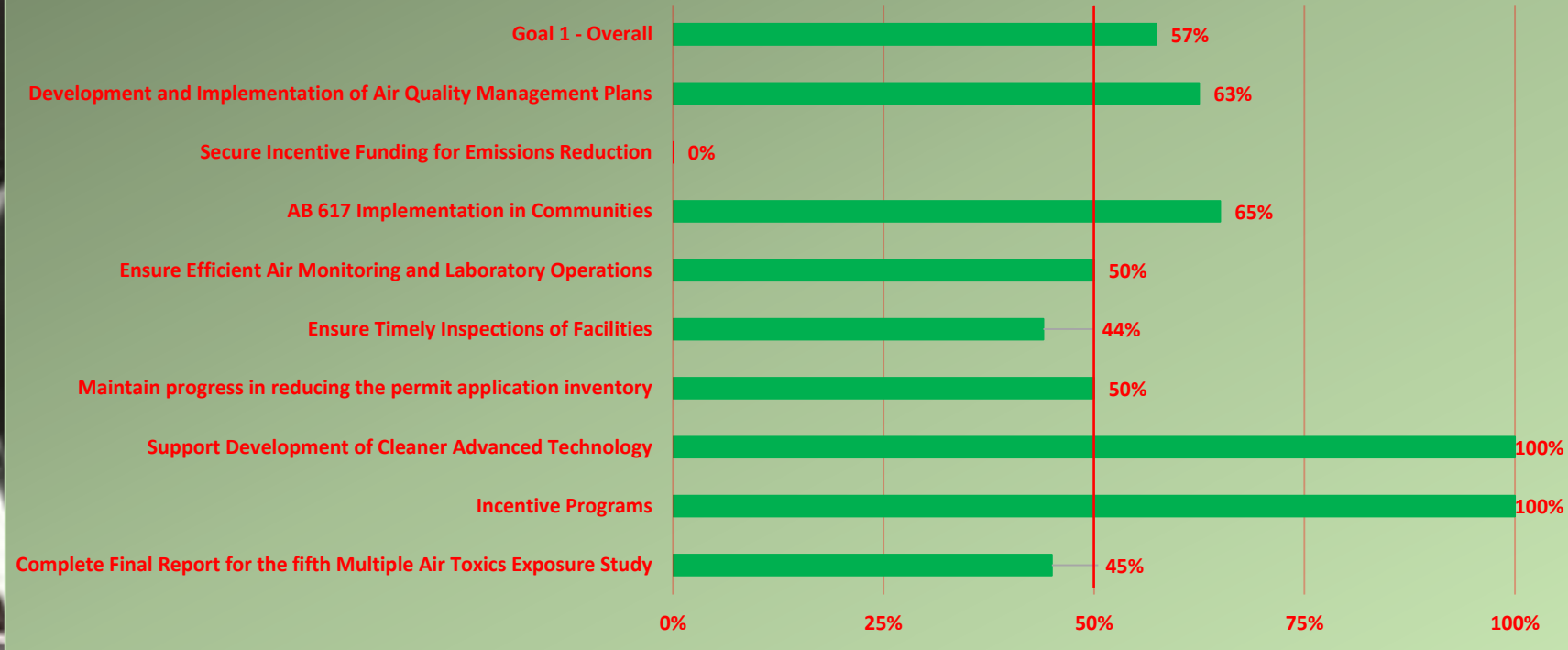
% of Completion	
37.5% +	Green
32.5% - 37.49%	Yellow
25%-32.49%	Orange
0%-24.99%	Red

## FY 2020-2021 Goals & Priority Objectives 2<sup>nd</sup> Quarter



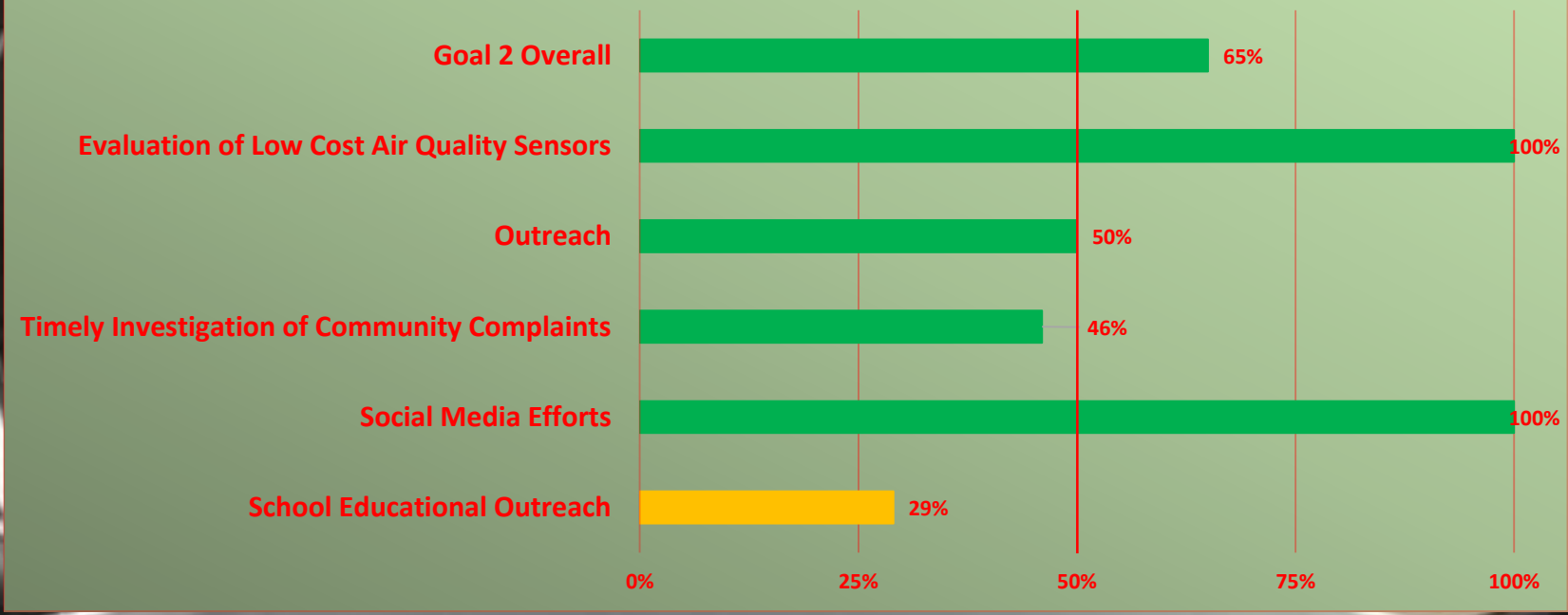
% of Completion	
37.5% +	<span style="color: green;">■</span>
32.5% - 37.49%	<span style="color: yellow;">■</span>
25%-32.49%	<span style="color: orange;">■</span>
0%-24.99%	<span style="color: red;">■</span>

## GOAL I. ACHIEVE CLEAN AIR STANDARDS FY 2020-21 – 2<sup>nd</sup> Quarter



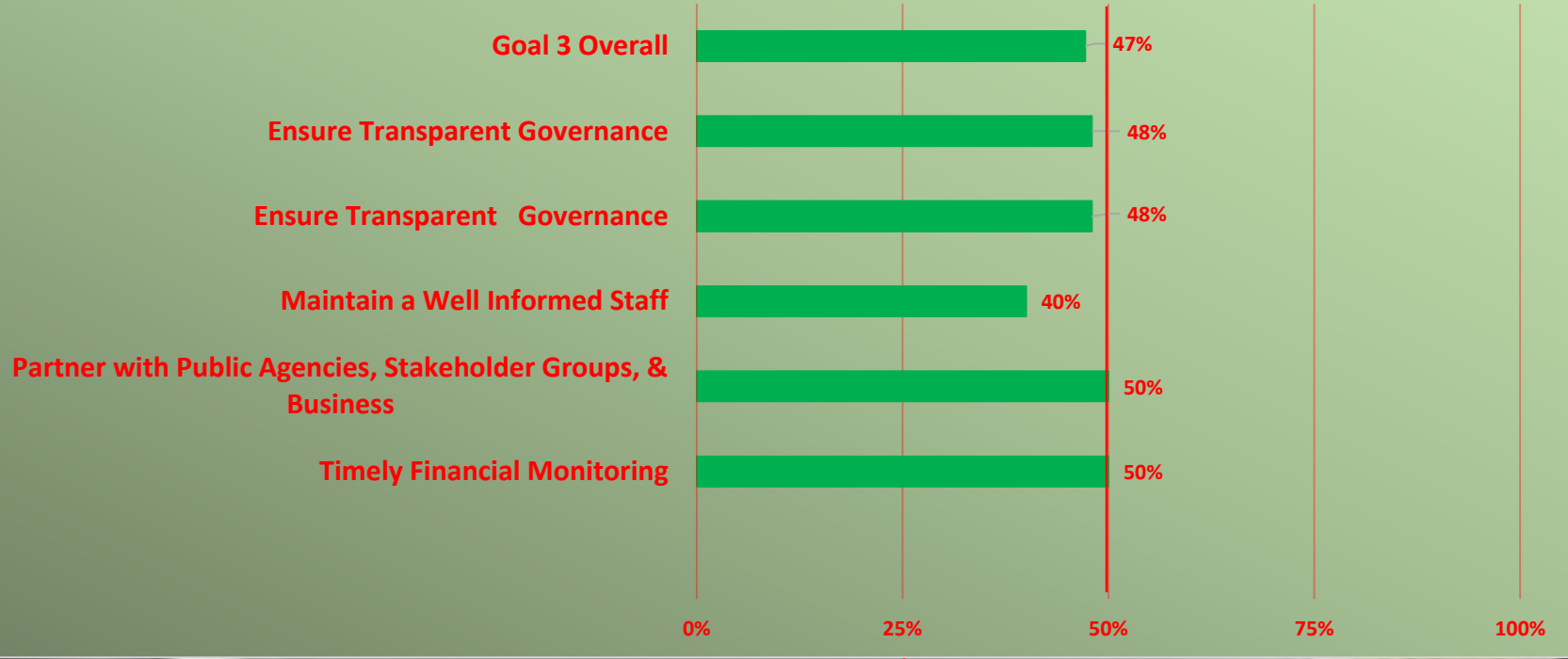
% of Completion	
37.5% +	<span style="color: green;">■</span>
32.5% - 37.49%	<span style="color: yellow;">■</span>
25%-32.49%	<span style="color: orange;">■</span>
0%-24.99%	<span style="color: red;">■</span>

**GOAL II. - ENHANCE PUBLIC EDUCATION AND EQUITABLE TREATMENT FOR ALL COMMUNITIES**  
**FY 2020-21 – 2<sup>nd</sup> Quarter**



37.5% +	Green
32.5% - 37.49%	Yellow
25% - 32.49%	Orange
0% - 24.99%	Red

**GOAL III. OPERATE EFFICIENTLY AND TRANSPARENTLY**  
**FY 2020-21 2<sup>nd</sup> Quarter**



## Goals & Priority Objectives

FY 2020-21

2<sup>nd</sup> Quarter Report

### GOAL I. ACHIEVE CLEAN AIR STANDARDS

Priority Objective		Responsible Department	Performance Indicator	Performance Measurement	Year-to-Date Actual Performance	Y-T-D % Complete	Narrative of Actual Performance
1	Development and Implementation of Air Quality Management Plans	PRA	Adherence to development, adoption and implementation schedules for rules related to Air Quality Management Plans.	Complete 6 rule adoptions and/or actions that result in achievements towards 2016 AQMP emissions reductions. Hold at least 4 AQMP advisory group meetings for 2022 AQMP development.	7 - rule adoptions/ amendments; 2 Attainment Plans & 1 AQMP Advisory Group meeting	63%	Staff continued ongoing rule development for BARCT and RECLAIM landing rules. Staff continued ongoing development of new/amended rules with working group meetings, committee meetings and discussions with stakeholders. New rules for facility-based measures continue to be discussed in working group meetings.
2	Secure Incentive Funding for Emissions Reduction	EO/LPAM/STA	Dollar amount of new funding sources for pollution reduction projects.	Secure \$250 Million of new funding sources.	\$0 secured through Q2.	0%	Due to the low Cap and Trade auction, there was no state GGRF allocation. There are continuing efforts to garner state funding as subsequent auctions may improve and other opportunities.
3	AB 617 Implementation in Communities	PRA	Conduct air monitoring and implement emission reduction plans for each of the three Year 1 communities and develop air monitoring and emission reduction plans for the 2 new communities.	Implementation of air monitoring and emission reduction plans for 3 Year-1 communities and development of these documents for 2 new communities.	3 Year-1 communities - 100% complete. 2 Year-2 communities - 30% complete.	65%	CARB approved the 3 CERPS for the 2018-designated communities and staff submitted the first annual progress report on these CERPs. Air monitoring and emission reduction plan implementation continues in the three 2018-designated communities. CERPs for the 2019-designated communities were adopted by the Board. Work continues to develop CERP amendment for the Eastern Coachella Valley community.

**Goals & Priority Objectives  
FY 2020-21  
2<sup>nd</sup> Quarter Report**

**GOAL I. ACHIEVE CLEAN AIR STANDARDS (cont.)**

Priority Objective	Responsible Department	Performance Indicator	Performance Measurement	Year-to-Date Actual Performance	Y-T-D % Complete	Narrative of Actual Performance
4 Ensure Efficient Air Monitoring and Laboratory Operations	STA	Achieve acceptable completion of valid data points out of the scheduled measurements in the South Coast AQMD air monitoring network for NAAQS pollutant before U.S. EPA deadline.	Achieve acceptable valid data completion submitted to U.S. EPA before deadline.	96.7% valid data points	50%	Completed and submitted over 242,900 valid criteria pollutant data points for the second quarter FY 2020-21 before the December 31, 2020 deadline. This represents 97.4%% of the scheduled measurements from July 1 through September 30, 2020.
5 Ensure Timely Inspections of Facilities	C&E	Total number of Title V Inspections completed annually.	Complete 100% Title V Inspections.	Completed 159 inspections of Title V facilities.	44%	159 out of 361 Title V facilities have been inspected through Q2.
6 Maintain progress in reducing the permit applications inventory	E&P	Number of pending permit applications.	Maintain pending permit applications inventory excluding Permits to Construct issued and RECLAIM transition applications at or near 3,000.	2,403 pending permit applications at the end of Q2.	50%	Pending permit applications excluding Permits to Construct and RECLAIM transitions applications at the end of Q2 was at 2,403.
7 Support Development of Cleaner Advanced Technology	STA	Amount of Clean Fuels Program projects funded.	Fund \$10 Million of Clean Fuels program projects with a 1:4 leveraging ratio.	Clean Fuels funds of \$3.6M committed with a total project costs of \$48.4M.	100%	Q2's \$1.2M investment in projects that covered microgrids, TRU's and CNG engine development. Cost share for these projects included \$2.1M award from EPA DERA and \$4.1M cost share from Albertson's for electric and hybrid TRU's.

**Goals & Priority Objectives  
FY 2020-21  
2<sup>nd</sup> Quarter Report**

**GOAL I. ACHIEVE CLEAN AIR STANDARDS (cont.)**

Priority Objective		Responsible Department	Performance Indicator	Performance Measurement	Year-to-Date Actual Performance	Y-T-D % Complete	Narrative of Actual Performance
8	Incentive Programs	STA	% of grant money executed in contracts	50% of grant money contracted within six months receipt of funds.	100% for Moyer, 38% for Year 2 CAPP incentives were encumbered/contracted within six months.	100%	\$54.7M of \$97.2M (56%) of incentive grants have been encumbered/contracted within six months.
9	Complete Final Report for the fifth Multiple Air Toxics Exposure Study	PRA/STA	Written report of fixed-site monitoring data, emission inventory and health risk modeling.	Written report of fixed-site monitoring data, emission inventory and health risk modeling.	Main MATES V report is being drafted and about 45% complete. We anticipate the draft report to be complete by mid-2021.	45%	MATES V draft report to be released in spring and anticipate the final report to be completed by mid-2021.



## Goals & Priority Objectives

FY 2020-21

### 2<sup>nd</sup> Quarter Report

#### GOAL II. - ENHANCE PUBLIC EDUCATION AND EQUITABLE TREATMENT FOR ALL COMMUNITIES

Priority Objective	Responsible Department	Performance Indicator	Performance Measurement	Year-to-Date Actual Performance	Y-T-D % Complete	Narrative of Actual Performance
1 Evaluation of Low-Cost Air Quality Sensors	STA	Evaluation and posting of results of low-cost air quality sensors that have reached the market.	Evaluate and post results of 75% of sensors that have reached the market.	Completed evaluation and posting of results of 23 out of 23 sensors	100%	AQ-SPEC has evaluated 114 sensors since its inception and 100% of the field and laboratory performance evaluation reports are posted online.
2 Outreach	LPAM	Number of large community outreach events conducted in each County and effective information distribution for South Coast AQMD programs that achieve clean air.	Conduct/participate in 1 large community outreach event per quarter, including 1 in each County starting 6 months after it is safe to have large gatherings. Develop and implement SOPs to provide information to the public as quickly and accurately as possible.	Conducted 2 large community events.	50%	In Q2 staff hosted a virtual event for the 6th Annual Environmental Justice Conference for over 750 people.
3 Timely Investigation of Community Complaints	C&E	Initiate complaint investigation within 2 hours of complaint receipt.	During normal South Coast AQMD business hours, contact 90% of complainants within 2 hours of complaint receipt.	81.9% complaints contacted within 2 hours of complaint receipt.	46%	Initiation of complaint investigations were initiated within two (2) hours of receipt for 2,328 out of 2,841 complaints.
4 Social Media Efforts	LPAM	Percentage increase in number of social media followers as well as increase audience engagement through impressions (views) of shared information via outreach on South Coast AQMD events, programs and major incidents. Contract with an outside consultant to form an internal committee to develop social media recommendations for Board approval.	15% to 20% increase in social media followers. Continue efforts to increase impressions and engagement on posts and/or campaigns with a monthly average goal of 2,400 Instagram impressions/8,000 impressions Facebook impressions/48,000 Twitter impressions on posts. Present recommendations to the Board.	Total Views: Twitter: 3,978,300 Facebook: 385,050 Instagram: 291,242	100%	Strong engagement during the wildfire season, daily air quality posts and air quality information helped meet the annual goals in the first quarter.

**Goals & Priority Objectives  
FY 2020-21  
2<sup>nd</sup> Quarter Report**

**GOAL II. - ENHANCE PUBLIC EDUCATION AND EQUITABLE TREATMENT FOR ALL COMMUNITIES (cont.)**

Priority Objective		Responsible Department	Performance Indicator	Performance Measurement	Year-to-Date Actual Performance	Y-T-D % Complete	Narrative of Actual Performance
5	School Educational Outreach	LPAM	Number of high schools participating in the air quality education program in environmental justice communities. Develop materials for other grade levels	Provide curriculums to 100 high schools throughout the 4 Counties in environmental justice communities and teach at schools as requested when schools are back in session. Develop air quality teaching materials for schools.	108 high school classrooms and 22 middle school classrooms committed to participating in the WHAM Program. 43 Year 1 high school classrooms have committed. 1 Year 2 implementation completed. 3 of 4 units for middle school curriculum have been drafted for internal review.	29%	108 high school classrooms and 22 middle school classrooms committed to participating in the WHAM Program. 43 Year 1 high school classrooms have committed. 1 Year 2 implementation completed. 3 of 4 units for middle school curriculum have been drafted for internal review.

**Goals & Priority Objectives**  
**FY 2020-21**  
**2<sup>nd</sup> Quarter Report**

**GOAL III. - OPERATE EFFICIENTLY AND TRANSPARENTLY**

Priority Objective	Responsible Department	Performance Indicator	Performance Measurement	Year-to-Date Actual Performance	Y-T-D % Complete	Narrative of Actual Performance
1 Ensure Transparent Governance (Board & Committee)	GB	Percentage of Committee and Board meeting agendas with materials made available to the public one week prior to the meeting.	100% of Committee and Board meeting agendas with materials made available to the public one week prior to the meeting.	48% were submitted on time through Q2.	48%	22 of 23 Committee and Board meeting agendas were provided seven days before the meeting. One meeting did not meet the goal due to having revised materials provided one day in advance.
2 Ensure Transparent Governance (Stakeholder Meetings)	All	Percentage of Stakeholder and Working Group meeting agendas with materials made available prior to the meeting.	100% of Stakeholder and Working Group meeting agendas with materials made available to the public three days prior to the meeting	94% were submitted on time in Q2.	48%	65 out of the 68 working group meetings reached the performance measure through Q2.
3 Maintain a Well-Informed Staff	EO	Number of all staff information sessions offered and conducted.	Offer and conduct 10 information sessions/training for all staff.	4 sessions held through Q2.	40%	Lunch & learn sessions were held on Air Quality during COVID-19 and the IDEA Panel this quarter.
4 Partner with Public Agencies, Stakeholder Groups, & Business	E&P	Number of meetings with Permit Streamlining Task Force subcommittee and stakeholders. Participate in a regional public health task force.	Conduct 2 meetings of the Permit Streamlining Task Force subcommittee and stakeholders. Participate in a regional public health task force.	Completed 1 of the 2 meetings	50%	Held one meeting with Stakeholders in the last quarter.
5 Timely Financial Monitoring	FIN	Timely budgetary financial reporting.	Submit quarterly budgetary financial reports to the Governing Board within 6 working days of the end of the quarter for quarters 1-3. Submit the 4th quarter report within 6 working days of the end of July.	Q2 report was submitted within 6 working days from quarter end.	50%	Q2 report was submitted within 6 working days from quarter end.