

WHAT'S NEXT?

LOOKING FORWARD – FISCAL YEAR 2008-2009

AQMD PERFORMANCE MEASUREMENT SYSTEM

- Lead implementation of district-wide performance measurement system to track performance of key indicators

OPERATIONAL METRICS - KEY INDICATORS

- Continued monthly tracking and analysis of Procurement, Accounting and Payroll Metrics
- Implementation of Billing Services metric


STREAMLINING / IMPROVEMENT OPPORTUNITIES

- Streamlined Automated Refund Process
- eProcurement initiatives: CalCard expansion and ePayables



**South Coast
Air Quality Management District**
21865 Copley Drive
Diamond Bar, CA 91765-4178
1-800-CUT-SMOG
www.aqmd.gov

Cleaning the air that we breathe...™



Certificate of Achievement for Excellence in Financial Reporting

Presented to

South Coast Air Quality Management District, California

For its Comprehensive Annual
Financial Report
for the Fiscal Year Ended
June 30, 2007

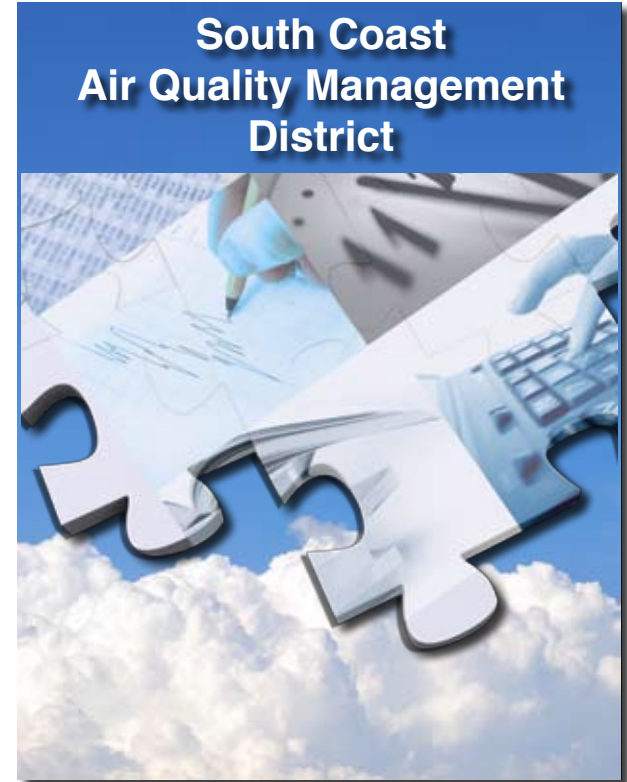
A Certificate of Achievement for Excellence in Financial Reporting is presented by the Government Finance Officers Association of the United States and Canada to government units and public employee retirement systems whose comprehensive annual financial reports (CAFRs) achieve the highest standards in government accounting and financial reporting.



Carla E. Fudge
President

Jeffrey R. Emmer
Executive Director

Finance Operations Scorecard Fiscal Year 2007 - 2008



MISSION STATEMENT

“The South Coast AQMD believes all residents have a right to live and work in an environment of clean air and is committed to undertaking all necessary steps to protect public health from air pollution with sensitivity to the impacts of its actions on the community and businesses.”

GOALS

- I. Ensure expeditious progress toward meeting clean air standards and protecting public health.
- II. Ensure equitable treatment for all communities.
- III. Operate efficiently and in a manner sensitive to business.

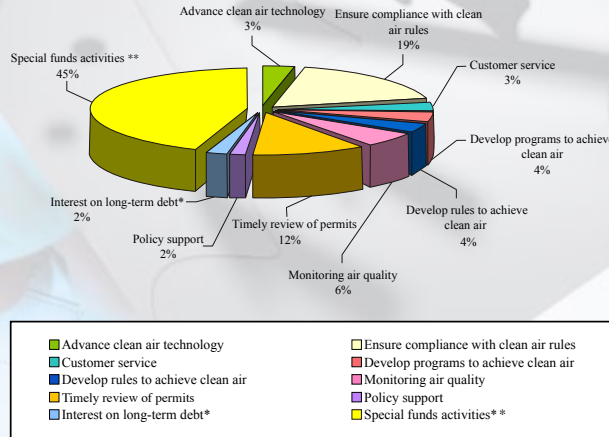
How does the Finance Division contribute?

APPLICABLE OBJECTIVES TO MEET GOALS

- Develop a sound budget
- Continue to streamline financial operations functions
- Communicate measurable performance indicators

How are AQMD's dollars spent?

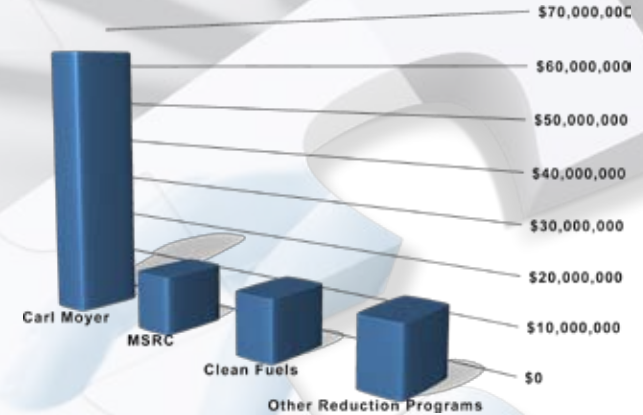
Expenses by Activity



How is funding distributed?

Emission Reduction Programs

Contracts Awards by Fund



What is our current financial position?

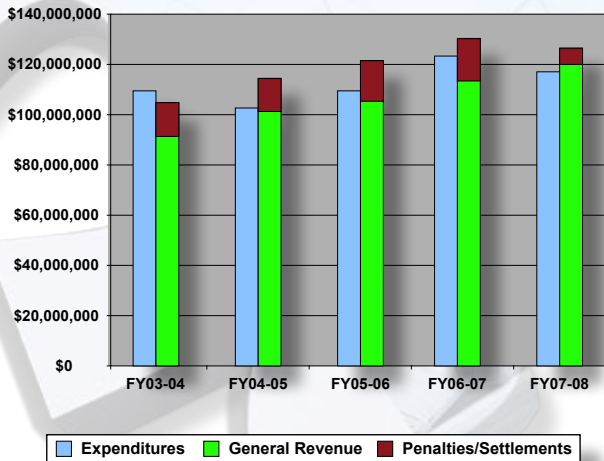
FINANCIAL HIGHLIGHTS

- Change in Net Assets (Restricted & Unrestricted) - 7.2% increase
- General Fund Balance - 21% increase (Special Funds – 3.9% increase)
- Long Term Debt - Decreased by \$8.3 million (7.5%)

Are we successful at what we do?

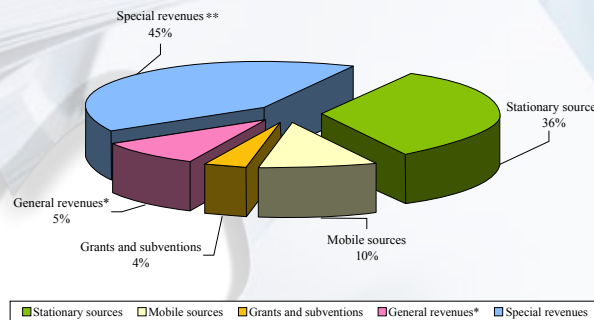
OPERATIONAL METRICS – KEY INDICATORS

Budget Surplus/Deficit – 5 Year look



How does AQMD obtain its resources?

Revenues by Major Source



Procurement

- Contract Completion and Review – 93% - same day or 1 day
- Purchase Order Processing – 66% 0-2 days
- Stockroom Delivery – 99% same day or 1 day

Accounts Payable

- Invoice Processing – 84% - 4 days

Payroll

- Retirement Data Processing – 9 days

AQMD is a fee supported agency and does not receive tax revenues