

Laboratory Evaluation Clarity Node PM Sensor



Background


Three **Clarity Movement Co.** sensor nodes (units IDs: N5L7, Y3GK, and 5KGG) were field-tested at the South Coast AQMD Rubidoux fixed ambient monitoring station (02/15/2018 to 04/25/2018) under ambient environmental conditions. Now, two Clarity Node sensors (units IDs: N5L7 and 5KGG. Unit Y3GK was not able to report data during lab evaluation) have been evaluated in the South Coast AQMD Chemistry Laboratory under controlled artificial aerosol concentration/size range, temperature, and relative humidity.

Clarity Node Sensor (2 units tested):

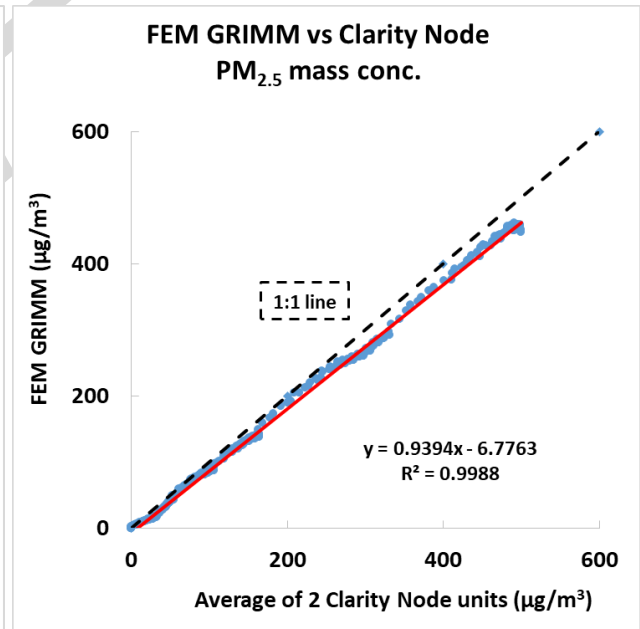
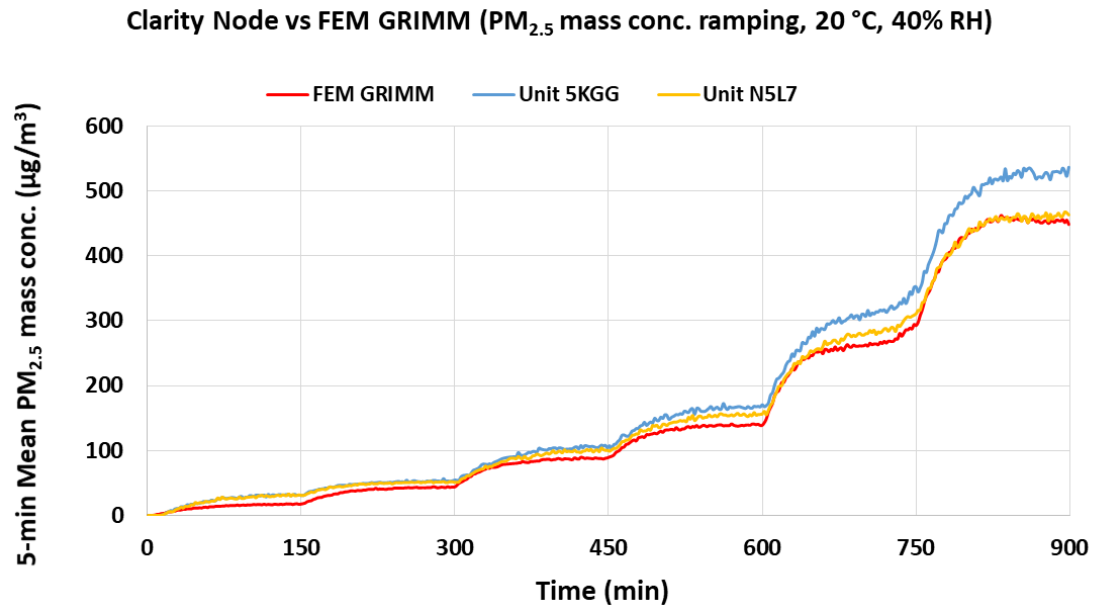
- Particle sensors (**optical; non-FEM**)
- Each unit measures:
 - PM_{2.5} mass concentration ($\mu\text{g}/\text{m}^3$)
 - NO₂, CO₂ and TVOC (**under Development**)
- **Unit cost: ~\$1300** (includes 1-yr of cloud data access, cellular connectivity and tech support)
- Time resolution: 2-min (90 sec. of sampling time + 20 sec. of warm-up time and 10 sec. of lag time)
- Units IDs: N5L7 and 5KGG

GRIMM (reference method):

- Optical particle counter
- **FEM PM_{2.5}**
- Uses proprietary algorithms to calculate total PM, PM₁₀, PM_{2.5}, and PM₁ mass conc. from particle number measurements
- **Cost: ~\$25,000**
- Time resolution: 1-min



Clarity Node vs FEM GRIMM (PM_{2.5} mass conc.)



- The two Clarity Node sensors tracked well with the concentration variation recorded by FEM GRIMM in the concentration range of 0-450 µg/m³.

- Two Clarity Node sensors showed very strong correlations with GRIMM PM_{2.5} mass conc. ($R^2 > 0.99$)

Clarity Node vs FEM GRIMM PM_{2.5} Accuracy

- Accuracy (20 °C and 40% RH)

| Steady State # | Sensor mean (µg/m ³) | FEM GRIMM (µg/m ³) | Accuracy (%) |
|----------------|----------------------------------|--------------------------------|--------------|
| 1 | 31.2 | 17.3 | 19.2 |
| 2 | 52.4 | 43.5 | 79.5 |
| 3 | 103.0 | 88.0 | 82.9 |
| 4 | 161.2 | 139.3 | 84.3 |
| 5 | 313.7 | 279.2 | 87.7 |
| 6 | 494.7 | 452.6 | 90.7 |

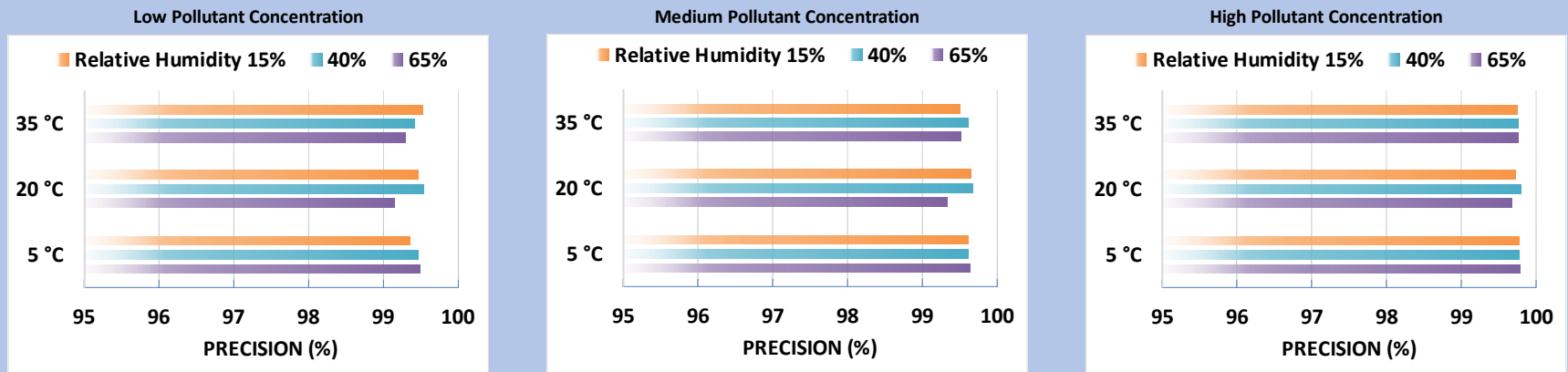
- The two Clarity Node sensors overestimated FEM GRIMM PM_{2.5} mass concentration. The accuracy of the Clarity Node sensors increases as concentration increases, ranging from 19.2% at the lowest concentration to 90.7% at the highest concentration.

Clarity Node Data Recovery and Intra-model variability

- Data recovery for PM_{2.5} mass concentration from both sensors was 100%
- Very low PM_{2.5} measurement variations were observed among the two Clarity Node sensors

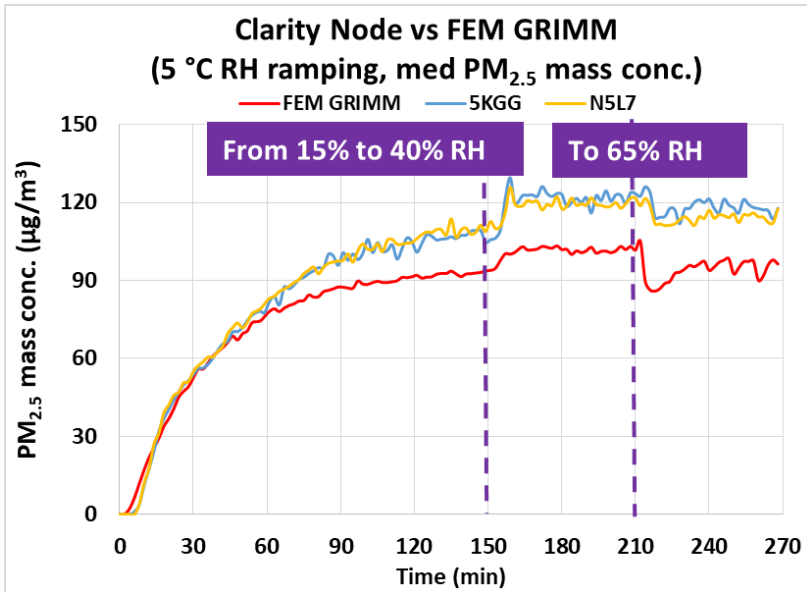
PM_{2.5} Precision: Clarity Node

- Precision (Effect of PM_{2.5} conc., Temperature and Relative Humidity)



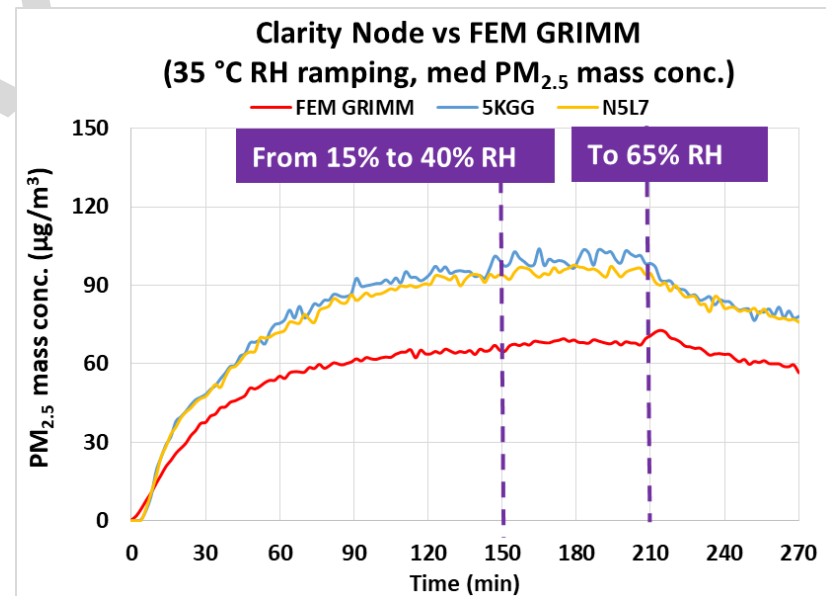
- Overall, the two Clarity Node sensors showed high precision for all of the combinations of low, medium and high PM_{2.5} conc., T, and RH.

Clarity Node Climate Susceptibility



Low Temp - RH ramping
(medium conc.)

High Temp - RH ramping
(medium conc.)



Discussion

- **Accuracy:** Overall, the two Clarity Node sensors have high accuracy, compared to FEM GRIMM PM_{2.5} in the range of 0.0 to 450 µg/m³, except for the lowest concentration tested (~17 µg/m³). Clarity Node sensors overestimated FEM GRIMM's reading in the laboratory experiments.
- **Precision:** The Clarity Node sensors have high precision for all test combinations (PM concentrations, T and RH).
- **Intra-model variability:** Very low intra-model variability was observed among the two Clarity Node sensors.
- **Data Recovery:** Data recovery for PM_{2.5} mass concentration from both units was 100%.
- **Coefficient of Determination:** The two Clarity Node sensors showed very strong correlation/linear response with the corresponding FEM GRIMM PM_{2.5} measurement data ($R^2 > 0.99$).
- **Climate susceptibility:** For most of the temperature and relative humidity combinations, the climate condition had minimal effect on the Clarity Node's precision. At the set-points of RH changes at low PM concentrations, Clarity Node sensors had some small spikes or dips.