



# 2019 AB 617 Community Self-Recommendation Form

Please fill out this form by **June 30, 2019** and

Email it to:  
*ab617@aqmd.gov*

OR

Mail it to:  
*Attn: AB617 forms  
21865 Copley Dr.  
Diamond Bar, CA 91765*

**Note:** Information provided by you on this worksheet (including contact or other personal information) is a public record and may be released in response to a California Public Records Act request

Date:

## Contact Information

1. First and Last Name:

2. Phone:

3. Email:

4. Organization (if applicable):

## Input on Community Selection and Priorities

5. Was this community or community area recommended in the previous year?

6. Is there any new information available from 2018-2019 that could be considered in prioritizing communities for this program?

## Community Information

7. Community Name (as known by community members):

8. What areas does this community include? (City Name, Neighborhood Name, and Zip Code):

9. Is your community recommending itself for deployment of a community air monitoring campaign, for development of a community emissions reduction program, or both?

- Community air monitoring
- Community emissions reduction program
- Both

10. Why and for what purpose? (Related to question 9)

11. What are the characteristics of your community that make it a good candidate for this program? For example, this could include having many engaged community organizations, experience with developing and implementing community plans, and demonstrated experience and willingness to collaborate with diverse stakeholders (government agencies, community organizations, businesses, schools, hospitals, etc.).

**Additional Information**

12. Would you like to sign up for updates on AB617? Select "Yes" to be included in the e-mail list.

- Yes                       No

**Please save and email this worksheet to [ab617@aqmd.gov](mailto:ab617@aqmd.gov)**



# AB617 Community Self-Nomination

## EASTERN COACHELLA VALLEY

City of Coachella, Thermal, Oasis, Mecca, Chiriaco Summit, and North Shore

**SUBMITTED BY:**

Coachella Valley Unified School District, Comité Civico Del Valle (CCV), Communities For A New California, Promotores Comunitarios Del Desierto (PCD), La Union Hace La Fuerza, Health Assessment and Research for Communities (HARC), and Farmworker Institute of Education & Leadership Development(FIELD).



## TABLE OF CONTENTS

Acknowledgement	2
Acronyms and Abbreviations	3
List of Maps	4
List of Figures	4
List of Images	4
<b>Community Nomination Narratives</b>	<b>5</b>
<b>Introduction to the Eastern Coachella Valley</b>	<b>5</b>
<b>Analysis of Community Selection Process and Methodology</b>	<b>7</b>
Process for Inclusion	8
Methodology for Selection	9
<b>Air Pollution Concerns in the ECV</b>	<b>10</b>
The IVAN Air Model	14
The 2015 Comprehensive Health Study	15
Indoor air quality - High Mold Contamination	16
<b>Public Investment to Address Sources of Pollution</b>	<b>17</b>
<b>Regional Summaries of Environmental Health</b>	<b>17</b>
Coachella	19
Thermal	20
Oasis	21
Mecca	21
North Shore	22
Chiriaco Summit	23
<b>Eastern Coachella Valley: Promise for Opportunity</b>	<b>23</b>
<b>Changing the Landscape</b>	<b>24</b>
<b>EJ Community Science Committee</b>	<b>28</b>
<b>Community Monitoring at the Salton Sea Air Basin</b>	<b>29</b>
<b>Conclusion</b>	<b>30</b>
<b>Work Cited</b>	<b>31</b>

## Acknowledgement

The research team would like to thank the individuals and organizations who generously shared their time, experience, and materials for the purpose of this nomination. AB617 Self-Nomination and all its content for Eastern Coachella Valley nomination are a collaborative interpretation of the collective wisdom of the champions and visionaries below, and would not be possible without their support and participation:

**Coachella Valley Unified School District  
(CVUSD)**

87-225 Church Street  
Thermal, CA 92274  
(760) 399-5137  
<https://www.cvusd.us>

**Comité Civico del Valle (CCV)**

699 E. Street  
Brawley, CA 92227  
(760) 351-8761  
<https://www.ccvhealth.org>

**Communities for a New California (CNC)**

Eastern Coachella Valley  
78-115 Calle Estado, Ste 204  
La Quinta, CA 92253  
(760) 335-6547  
<https://www.cncedfund.org/>

**Farmworkers Institute for Education and  
Leadership Development (FIELD)**

47-701 Monroe St. Suite M  
Indio, CA 92201  
(760) 972-4852  
<https://www.farmworkerinstitute.>

**Health Assessment and Research for  
Communities (HARC)**

41-550 Eclectic St., Suite B100  
Palm Desert, CA 92260  
(760) 404-1945  
<http://www.harcddata.org/>

**Promotores Comunitarios del Desierto  
(PCD)**

62450 Chiriaco Rd.  
Chiriaco Summit, CA. 92201  
<https://www.pcdecv.org>

**La Unión Hace la Fuerza**

## Acronyms and Abbreviations

AB – Assembly Bill	FIELD – Farmworkers Institute of Education and Leadership Development
ACE – Action for Climate Equity	GAMA - Groundwater Ambient Monitoring and Assessment
ASES – After School Education & Safety Program	GGRD – Greenhouse Gas Reduction Fund
BHC – Building Healthy Communities (Alianza)	HAP – Single Hazardous Air Pollutants
BRFSS – Behavioral Risk Factor Surveillance System	HAPs – Combination of Hazardous Air Pollutants
CAAQS – California Ambient Quality Standards	HARC - Health Assessment and Research for Communities
CAEPA – California Environmental Protection Agency	IVAN – Identifying Violations Affecting Neighborhoods
CAPP – Community Air Protection Program	LCJA – Leadership Council for Justice and Accountability
CARB – California Air Resources Board	LLU – Loma Linda University
CDC – Center for Disease Control and Prevention	MATES – Multiple Air Toxics Exposure Study
CCV – Comité Civico del Valle	MHI – Median Household Income
CHIS – California Health Interview Survey	NOx – Nitrogen Oxides
CIRS – California Institute for Rural Studies	PCD – Promotores Comunitarios del Desierto
CNC – Communities for A New California	SB – Senate Bill
CO – Carbon Monoxide	SCAB – South Coast Air Basin
CSC – Community Steering Committee	SCAG – Southern California Association of Government
CVAG – Coachella Valley Association of Governments	SCAQMD – South Coast Air Quality Management District
CVUSD – Coachella Valley Unified School District	SOx – Sulfur Oxides
DACITF – Disadvantaged Communities Infrastructure Task Force	TCC – Transformative Climate Communities
ECV – Eastern Coachella Valley	UC – University of California
EJCSC – Environmental Justice Community Science Committee	USEPA – United States Environmental Protection Agency
EJETF – Environmental Justice Enforcement Task Force	VOC – Volatile Organic Compounds or Hydrocarbons
ERMI – Environmental Relative Moldiness Index	WCV – Western Coachella Valley
	WEI – Western Environmental Industries

List of Maps

Map 1 - Western Coachella Valley and Eastern Coachella Valley ..... Page 5  
Map 2 - SCAQMD Major Air Basins in Southern California.....Page 9  
Map 3 - East Coachella Valley Area Land Use Planning.....Page 11  
Map 4 - Eastern Coachella Valley Communities and Boundaries.....Page 13  
Map 5 - Eastern Coachella Valley IVAN sensor locations.....Page 14  
Map 6 - East Coachella Valley Communities and Population Densities.....Page 15  
Map 7 - CalEnviroscreen 3.0 Percentile Scores.....Page 18  
Map 8 - GAMA Groundwater Information System for Eastern Coachella Valley..... Page 20  
Map 9 - The CVAG Eastern Coachella Valley Climate Resilience Action Plan..... Page 24

List of Figures

Figure 1 - 2017 ACS 5 Year Population Estimate and Housing Units for ECV.....Page 6  
Figure 2 - SCAQMD Major Source Potential to Emit Emission Thresholds..... Page 12  
Figure 3 - Coachella Valley Annual Median Income.....Page 12  
Figure 4 - California Enviro Screen Indicator score for ECV..... Page 19  
Figure 5 - The North Shore PM2.5 Data.....Page 22

List of Images

Image 1 - CNC hosts a community workshop on May 18, 2019 ..... Page 26  
Image 2 - Community Mapping Activity at Desert Mirage High School, May 2016..... Page 27

## 1. Community Nomination Narratives

The Coachella Valley Unified School District (CVUSD), Comite Civico Del Valle (CCV), Communities For A New California (CNC), Promotores Comunitarios Del Desierto (PCD), Farmworker Institute of Education and Leadership Development (FIELD), Health Assessment and Research for Communities (HARC), and La Union Hace La Fuerza (La Union) nominate the City of Coachella, Thermal, Oasis, Mecca, Chiriaco Summit, and North Shore as one community for air monitoring and emissions reduction programs under the following name: The Eastern Coachella Valley.

## 2. Introduction to the Eastern Coachella Valley



Map 1. Geographic locations of Western Coachella Valley and Eastern Coachella Valley

The Eastern Coachella Valley (ECV) is a region distinguished from the Western Coachella Valley (WCV) as a separate geographic subdivision (Map 1). The Eastern Coachella Valley is an area whose population is increasing fast due to its location. Its location being of great importance due to the proximity to the Californian and Mexican Border, in which most immigrants tend to settle in search for year-round or seasonal work. The ECV consists of 6 regional communities including the City of Coachella, and the five unincorporated communities of Thermal, Oasis, Mecca, Chiriaco Summit, and North Shore. With an estimated population of ECV approximately 62,433 compared to 370,250 the rest the population of the valley<sup>1</sup> (Figure 1). Communities in the ECV are home to underserved, low-income, immigrant

communities of color, Native American Tribes, and indigenous populations, reflecting rich, vibrant, and resilient cultures that have allowed cross-cultural interaction between community members. Nearly everyone living in the ECV identifies as Hispanic/Latino. Aproximately 91% of adults and 94% of children living in the ECV identify as Hispanic/Latino, compared to less than 36% of adults and 70% of children who live in the west of Coachella<sup>2</sup>. On citizenship, adults living in the ECV are significantly less likely to be a U.S. citizen than those who live

<sup>1</sup> U.S. Census Bureau. American Community Survey (ACS) 5-Year Population Estimates, 2013 - 2017.

<sup>2</sup> HARC, Inc. (2017). 2016 Coachella Valley Community Health Survey. Available online at HARCdata.org.



	Community	Population	Housing Units
1	City of Coachella	45,839	13,660
2	Thermal CDP	2,166	839
3	Mecca CDP	7,893	2,169
4	Oasis CDP	3,240	1,213
5	North Shore CDP	3,349	880
6	Chiriaco Summit*	46	24

\* Census data does not exist for Chiriaco Summit. Population and Housing Units are Self-Reported.

Figure 1. 2017 ACS 5 - Year Population Estimate and Housing Units for ECV

further west of Coachella. Approximately 58% of adults in the ECV are citizens, compared to 85% of adults who live west of Coachella<sup>3</sup>. People living in the ECV are significantly more likely to be living in poverty than those who live west of Coachella. Approximately 46% of adults and 54% of children living in the ECV live below the poverty line, compared to only 23% of adults and 28% of children who live in the west of Coachella.<sup>4</sup> This distinction of East and West coincides with stark differences and inequalities between the regions. While the west side is largely characterized by abundant infrastructure, accessible amenities, golf clubs, and country clubs, the east side lacks access to the most

basic and fundamental services such as potable drinking water, sewer systems, reliable transportation, and other amenities that residents need on a daily basis. Despite the extent of poverty in the ECV, the luxury and exclusivity of more affluent communities like Indian Wells and Palm Springs as well world-wide renowned events such as the Palm Springs International Film Festival and Coachella Music and Arts Festival overshadow the unhealthy and unjust living conditions that exist just 30 minutes away.

Here, in the ECV, residents work primarily in agriculture picking dates, strawberries, grapes, citrus and other fruits and vegetables in the process contributing to one of the most vital agricultural regions in both the state and country. Coachella Valleys agricultural industry is the second largest contributor to the local economy, employing approximately 12,000 people and producing nearly a billion dollars in agricultural products each year.<sup>5</sup> In addition to their arduous agricultural labor, ECV residents are also the backbone of the hospitality and tourism industries in the WCV making the industry the largest employer and the number one contributor to the local economy. An economy generating over four billion dollars a year and employing over 19,000 people.<sup>6</sup> But regardless of their contribution to the success and wealth of the desert allure, their neighborhoods and homes in the ECV receive little benefit. The lack of infrastructure and

<sup>3</sup> HARC, Inc. (2017). 2016 Coachella Valley Community Health Survey. Available online at HARCdata.org.

<sup>4</sup> HARC, Inc. (2017). 2016 Coachella Valley Community Health Survey. Available online at HARCdata.org.

<sup>5</sup> Coachella Valley Economic Partnership (CVEP). *E!evate - Driving Innovation and Enterprise in Greater Palm Springs*. 2018 Greater Palm Springs Economic Report.; CA Employment Development Department.

<sup>6</sup> Coachella Valley Economic Partnership (CVEP). *E!evate - Driving Innovation and Enterprise in Greater Palm Springs*. 2018 Greater Palm Springs Economic Report.

investment in ECV communities contributes to both the environmental challenges that the region faces and the vulnerability of residents to those challenges.

Additionally, Some of the conditions that contribute to the health and environmental vulnerability in the region include agricultural pesticide use,<sup>7</sup> illegal dumping, hazardous waste facilities, unpaved roads, substandard housing conditions,<sup>8</sup> inadequate public transportation,<sup>9</sup> inadequate water and wastewater services and amenities,<sup>10</sup> goods movement, and the declining Salton Sea.<sup>11</sup> Despite the number and proximity of pollution sources, the ECV risks being overlooked and marginalized yet again due to the lack of air quality data in the region, low population density, and rural characteristics.

### 3. Analysis of Community Selection Process and Methodology

In response to Assembly Bill (AB) 617<sup>12</sup> and the California Air Resources Board (CARB) Community Air Protection Program (CAPP), which focuses on air pollution exposure reduction in communities, South Coast Air Quality Management District (SCAQMD) required to submit to CARB recommended communities based on documentation addressing five elements. The law mandated CARB to select the first round of communities for the preparation of emissions reduction and air monitoring programs by October 1st, 2018. These five elements include:

- A list of all communities recommended for action that year, including community descriptions, identifying characteristics, geographic boundaries, and applicable census tract(s).
- A description of any air district assessments of communities identified for recommendation.
- A description of each community's capacity to participate, including a summary of the air district's relationships with members of the recommended communities or two community-based organizations located in the recommended communities.
- A description of the process used to refine the list of communities.
- If the communities are recommended for community air monitoring, a description of the known monitoring needs.

---

<sup>7</sup> Building Healthy Communities. "Eastern Coachella Valley Health Profile." UCLA Center for Health Policy Research. November 2011.; Villarejo, Don. Kresge, Lisa. Wadsworth, Gail. "The Health Status of Eastern Coachella Valley" California Institute of Rural Studies. December 31, 2012.

<sup>8</sup> Jacobs, Lynn. Minnehan, Christine. "Improving Housing Conditions in the Eastern Coachella Valley," Building Healthy Communities, April 2014.

<sup>9</sup> California Institute for Rural Studies, "Policy Brief: East Coachella Valley Public Transportation" 2012.

<sup>10</sup> Coachella Valley Water District 2017-18 Annual review Centerial Edition.

<sup>11</sup> Taylor, Mac. *The Salton Sea: A Status Update*. Legislative Analyst's Office Report August 28, 2018.

<sup>12</sup> C. Garcia, Chapter 136, Statutes of 2017

- If the communities are recommended for community emissions reduction programs, must provide the following information:
  - Description of air quality challenges affecting the community, and potential sources.
  - Confirmation that emissions sources are well-characterized in the community.
  - Confirmation that air monitoring results are available that characterize the high air pollution exposure burden experienced by the community well enough to inform community emissions reduction program development.
  - Confirmation that sufficient data and resources are available to produce source attribution results for use in strategy development within the necessary time frames prescribed by statute.

The South Coast Air Quality Management District (SCAQMD) process and methodology for community identification and prioritization for the first round of AB 617 funding does not appropriately or equitably consider communities outside of industrial and urban areas. Out of 148 nominations submitted to SCAQMD, only four are being recommended - all of which are located within urban areas with dense populations and near industrial sites - with a complete disregard for rural and agricultural communities in the easternmost part of the District's boundaries.

a. Process for Inclusion

SCAQMD held two rounds of public workshops to develop community nominations. The first round sought input on criteria to select communities for future air quality monitoring and emissions reduction programs. These initial meetings were held between February and April 2018 in Commerce, Wilmington, Riverside, San Bernardino, and Anaheim and at the IVAN-Coachella EJ Task Force Meeting February 21, 2018. The second round of workshops were held between May and June 2018 in Jurupa Valley, South Gate, Colton, Santa Ana and San Fernando - all over an hour away from the ECV, making it difficult for both local community-based organizations and community residents to attend, learn about the programs, and contribute relevant criteria for consideration.

Leadership Council for Justice and Accountability (LCJA) requested on multiple occasions and through various means that SCAQMD hold a meeting in the Eastern Coachella Valley. SCAQMD agreed to attend a regular meeting of the IVAN Environmental Justice Task Force in the City of Indio on June 27th. These meetings occur on a monthly basis from 3pm to 5pm. While several community residents were available to attend this meeting at this time of day, this meeting took place long after SCAQMD developed their recommendations and reasoning for first-year emissions reduction and monitoring programs. In response to community concerns about lack of outreach and inclusion of the region in this process, SCAQMD staff stated that due

to the unfamiliarity of the region by staff, they did not feel the need to hold a workshop in the ECV or further consider the region for selection under AB 617. This lack of familiarity by staff who are supposed to serve the entire region underscores the lack of attention paid to rural areas like ECV.

#### b. Methodology for Selection

Under the SCAQMD guiding principles for community identification and prioritization, the District is relying on particular indicators and communities with a “head start”. District staff has prioritized communities with existing air monitoring infrastructure, data, tools, and studies previously conducted in the selected communities. This method of prioritization automatically disqualifies communities without sufficient prior investment that could demonstrate levels and effects of air pollution. This simply perpetuates the cycle of lack of investment in disadvantaged communities. For example, while the ECV has a host of air contamination from a variety of sources, it has not received necessary investment in air monitoring infrastructure to catalogue this data, and thus has not been able to develop a stronger research foundation to compete well for programs such as those under AB 617, especially when a lack of investment itself becomes a criterion for exclusion. Additionally, SCAQMD relied heavily on the Multiple Air Toxics Exposure Study (MATES V), a monitoring and evaluation study focused on industrial areas. While it’s understandable that SCAQMD would select communities with a strong foundation on air pollution mitigation, it is unfair to exclude those communities that were not part of this study, especially those outside of the South Coast Air Basin, such as the ECV.

The input received at the original four community meetings focused specifically on industrial areas with a highly dense population. We believe that SCAQMD failed to adequately acknowledge rural and agricultural communities. This reflects their poor effort in outreaching to and meaningfully engaging all areas within their District and lack of knowledge of the diverse region and disadvantages of the ECV. This occurred despite AB617’s intent to identify communities most disproportionately impacted by multiple sources of pollution and CARB’s own proposal to select “communities with varying air pollution sources to support the development of a range of emissions reductions strategies that can be transferred to other, similar communities including rural sources



Map 2. SCAQMD Major Air Basins in Southern California

such as agricultural activities and fugitive dust,” both of which are prevalent in the ECV.<sup>13</sup>

In addition, SCAQMD separated the regions by air basin: the South Coast Air Basin and the Coachella Valley Air Basin (Map 2). This is simply furthering the disadvantage of ECV because of the more extensive consideration given to SC Air Basin over the CV Air Basin. This is a reflection of the historic marginalization of the Eastern Coachella Valley as well as a demonstration of the lack of familiarity of District staff with the region.<sup>14</sup>

#### 4. Air Pollution Concerns in the ECV

The ECV is located in SCAQMD Coachella Valley Planning Area 2. The Coachella Valley is classified as a “severe 15” ozone nonattainment areas for the 8-hour ozone National Ambient Air Quality Standards (NAAQS).<sup>15</sup> It is also classified as serious nonattainment for PM10 from 1992 through 2018.<sup>16</sup> Additionally, the Coachella Valley is also classified as a nonattainment area for ozone and PM10 under California Ambient Air Quality Standards (CAAQS). There are four monitors located in the Coachella Valley - in Palm Springs, Indio, Mecca, and near the shore of the Salton Sea. The air monitor in Mecca, which measures PM10, was installed at the request of U.S. EPA Region IX to help evaluate windblown dust in that portion of the Coachella Valley, which is potentially impacted by frequent high wind events, agricultural activities and fugitive dust from exposed shoreline of the Salton Sea.<sup>17</sup> The monitor near the shore of the Salton Sea is only measuring hydrogen sulfide as a direct result of serious odor complaints.

Ozone and particulate matter can create a host of health effects commonly and consistently referenced by ECV residents. These include serious risks to public health such as pulmonary and lung disease, increased mortality risk, respiratory-related hospital admissions and emergency room visits, exacerbation of symptoms in sensitive patients with respiratory or cardiovascular disease, declines in pulmonary function or growth in children, increased risk of lung cancer, asthma-related hospital admissions, school absences and lost work days which in turn creates undue financial burdens and stress. In the ECV, 11% of adults (approximately 5,775 people) have been diagnosed with asthma, as have 10% of the children (approximately 2,880 children).<sup>18</sup>

Agricultural activities, including pesticide application, is of concern to ECV residents. Notably, all ECV rank at or above the 90th percentile for exposure to pesticide application. In fact, a 2013

---

<sup>13</sup> California Air Resources Board, “*Draft Community Air Protection Blueprint*,” July 7, 2018. Report.

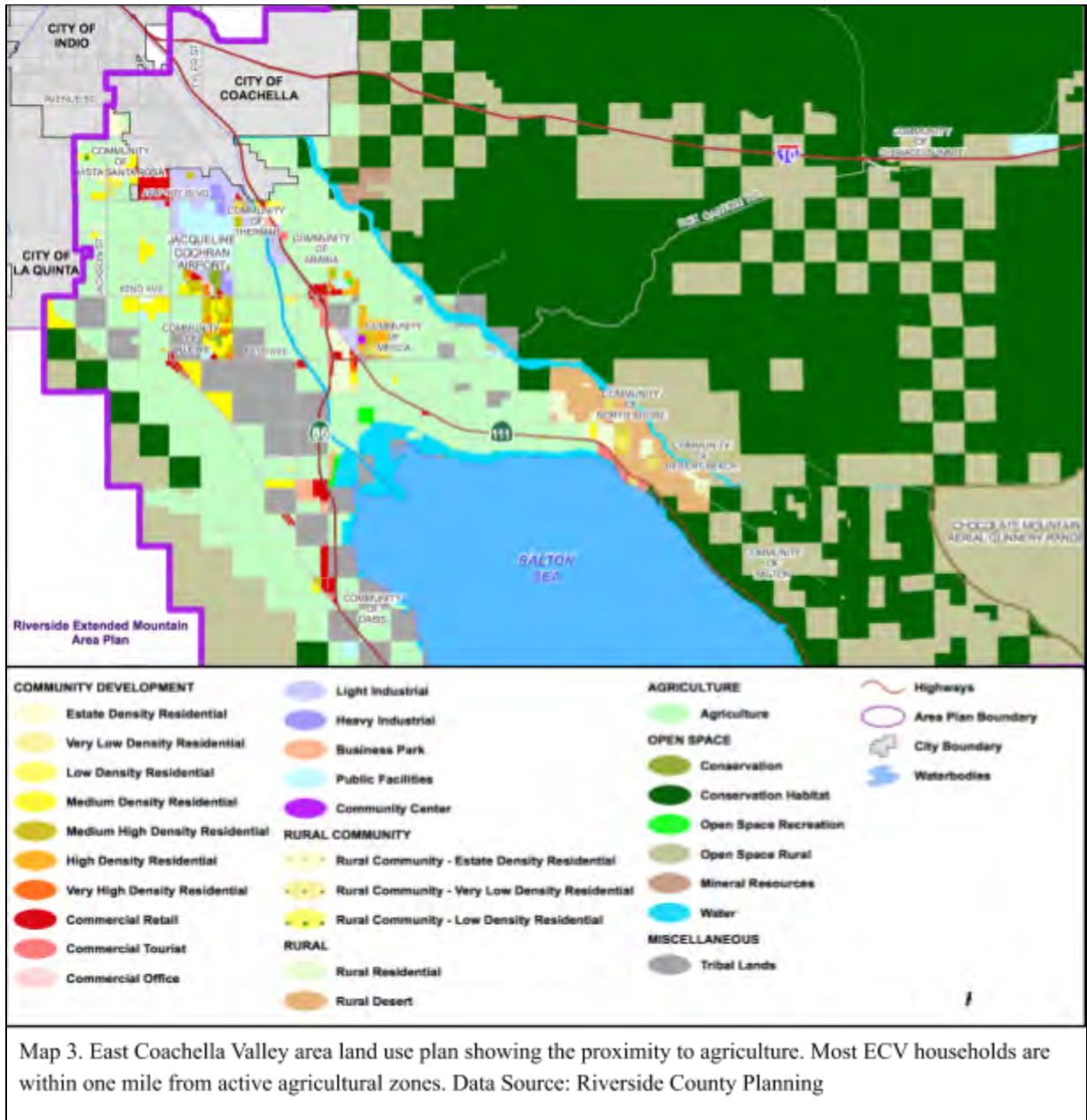
<sup>14</sup> South Coast Air Quality Management District, “*Cleaning the Air in the most Impacted Communities*.” Updated June 2018.

<sup>15</sup> South Coast Air Quality Management District, “*Final 2016: Air quality Management Plan*.” March 2017.

<sup>16</sup> South Coast Air Quality Management District, “*Ch7: Current and Future Air Quality - Desert Nonattainment Areas SIP*.” 2016.

<sup>17</sup> South Coast Air Quality Management District. “*Final2016: Air quality Management Plan*.” March 2017.

<sup>18</sup> HARC(2017). 2016 Coachella Valley Community Health Survey. Available online at HARCdata.org.



cumulative environmental analysis developed by the UC Davis Center for Regional Change in partnership with the California Institute for Rural Studies found that “the ECV has much higher agricultural pesticide applications than the Western Coachella Valley and the county as a whole.”<sup>19</sup> Similarly SCAQMD also identify major sources with potential of emitting emissions thresholds in Riverside County's portion of Salton Sea Air Basin Area 2. This includes Volatile Organic Compounds or Hydrocarbons (VOC), Nitrogen Oxides (NOx), Sulfur Oxides (SOx), Carbon Monoxide (CO), Fine Particulate Matter (PM-10), Single Hazardous Air Pollutants

<sup>19</sup>London, Johnathan Ph.D., Greenfield, Teri M.Ed., Zagofsky, Tara M.S. “Revealing the Invisible Coachella Valley.” UC Davis Center for Regional Change. June 2013.

(HAP) and Combination of Hazardous Air Pollutants (HAPs) as shown in Figure 2. Most of the Eastern Coachella Valley households are within one mile of agricultural activity (Map 3). The use of pesticides has been correlated with pesticide exposure and with acute pesticide-related illness, and there is evidence of association between pesticide use and chronic disease.<sup>20</sup>

Similarly, on and off farm equipment and associated goods movement make this region highly trafficked. The Coachella Valley holds the competitive advantage of having the I-10 Freeway and SR-86. These routes connect to Southern California, Arizona, and Northern Mexico's truck routes.<sup>21</sup> In addition, there is also Union Pacific Railroad's mainland that intersects the ECV. Although these are beneficial routes for trade, they are also cutting through communities, creating dangerous intersections and continuously polluting the air. According to Southern

Pollutant	Riverside County Portion of Salton Sea Air Basin Area 2
Volatile Organic Compounds or Hydrocarbons (VOC)	25
Nitrogen Oxides (NOx)	25
Sulfur Oxides (SOx)	100
Carbon Monoxide (CO)	100
Fine Particulate Matter (PM-10)	70
Single Hazardous Air Pollutant (HAP)	10
Combination of Hazardous Air Pollutants (HAPs)	25

Figure 2. SCAQMD Major Source Potential to Emit Emission Threshold (tons per year).

California Association of Governments (SCAG) report on the Transportation Goods Movement System, goods movement equipment including trucks and trains “are among the largest contributors to regional air pollution, which must be reduced to comply with federal law and

improve quality of life. Criteria pollutants such as NOx, PM2.5, SOX, and CO can have significant health impacts, including asthma and other respiratory ailments, increased stress and increased cancer risk”.<sup>22</sup>

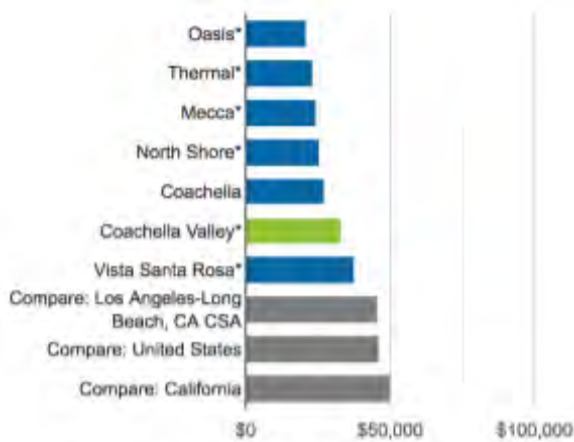


Figure 3. Coachella Valley Median Income

Additionally, little to no public transportation service with minimal routes in the region forces ECV residents to rely solely on personal occupancy vehicles for travel to their source of employment, basic services, and education.<sup>23</sup>

Poverty levels and annual household income

<sup>20</sup> CalEPA & OEHHA, “CalEnviroScreen 3.0: Update to the California Communities Environmental Health Screening Tool.” January 2017.

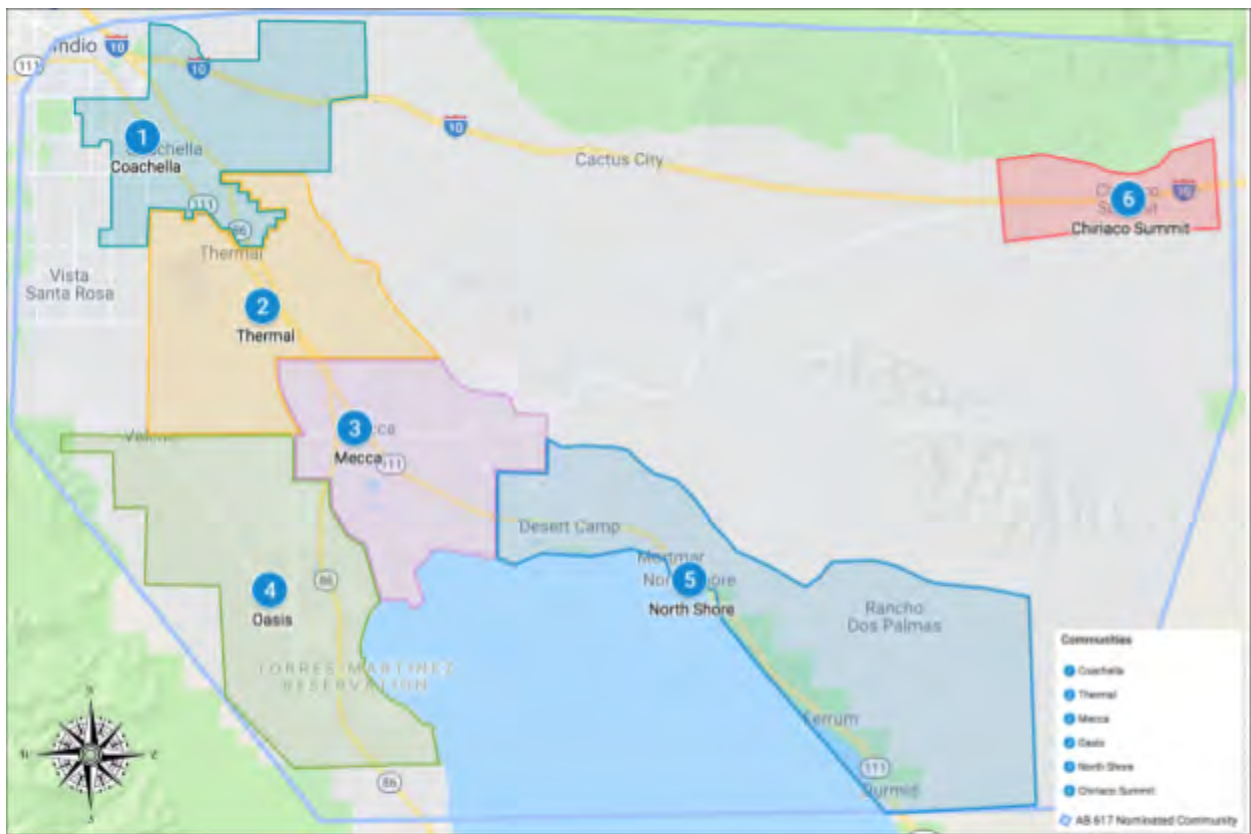
<sup>21</sup> Southern California Association of Government. “Industrial Space in Southern California: Future and Demand for Warehousing and Intermodal Facilities.” Cambridge Systematics, Inc. June 2010.

<sup>22</sup> Southern California Associate of Government. “Transportation System: Goods Movement.” December 2015.

<sup>23</sup> Gagliano, Katie. “Transportation access for Riverside County communities can be difference between life of pain or comfort.” The Desert Sun. August 30, 2017.

impacts the region’s limited access to more efficient or zero emission vehicles, thus creating increased reliance on older, less efficient and polluting vehicles which contribute to greenhouse gas emissions and criteria air pollutants. For example, households in census tract 456.09 in Thermal have a median income of \$28,398. In contrast, less than 8 miles away in census tract 456.08 in the City of La Quinta, the median income is more than \$141,750 per year. In short, 8 miles away in La Quinta, households are living on an income 5 times larger than households in Thermal<sup>24</sup> (Figure 3).<sup>25</sup>

Extreme heat, gusty winds, and reduced precipitation patterns also greatly affect the health of ECV residents. With poorly built infrastructure, residents that rely on public transportation are seen standing next to bus stops that lack seating and shade on unpaved roads in temperatures that often reach nearly 120 degrees. Not only this, but farm workers also work under these extreme weather conditions for over eight hours a day, working in fields next to open desert areas and around the Salton Sea. ECV farm workers are highly susceptible to windstorms and sandstorms

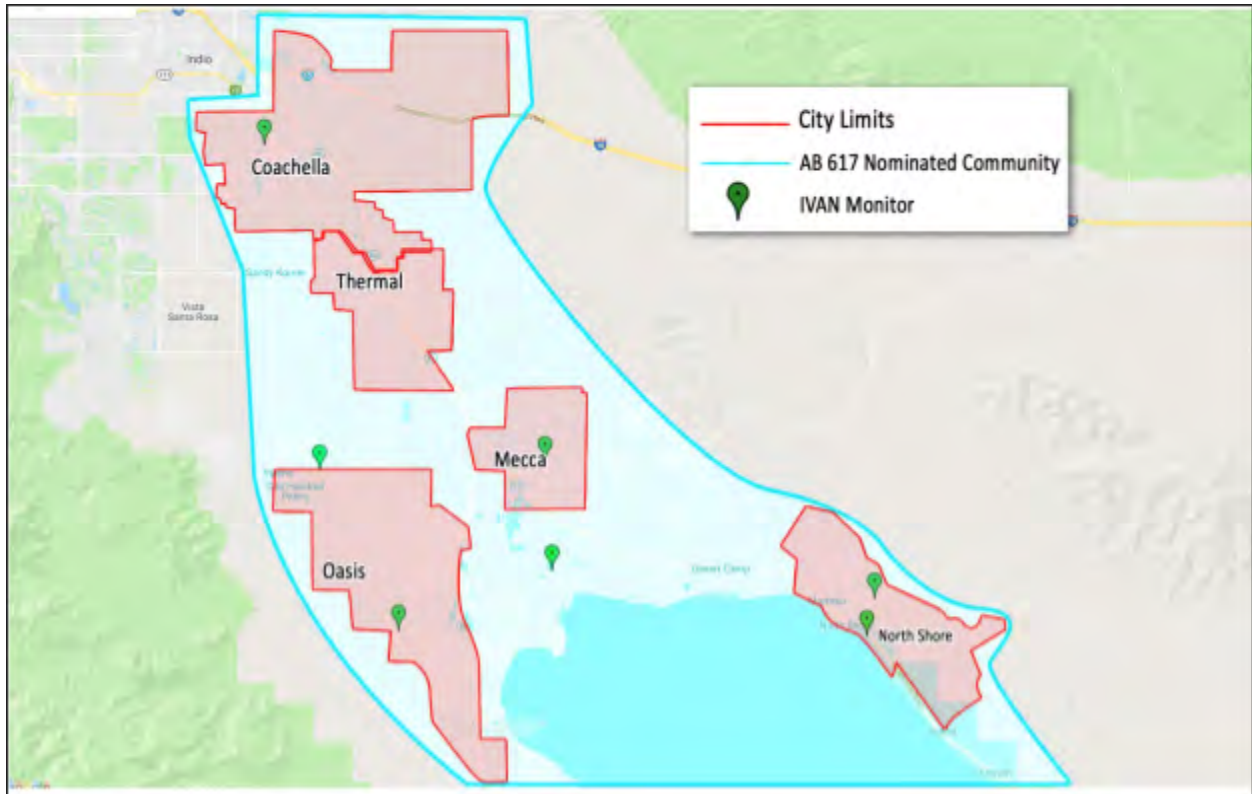


Map 4: Eastern Coachella Valley AB 617 nominated region and community boundaries.

<sup>24</sup> U.S. Census Bureau. American Community Survey (ACS) 5-Year Population Estimates, 2013 - 2017, adjusted for 2017 dollars.

<sup>25</sup> Town Charts. Coachella Valley Economy Data. Retrieve May 2019.





Map 5. Eastern Coachella Valley IVAN sensor locations and AB 617 nomination boundary

that regularly occur in the region, increasing exposure to harmful dust from fields, roads, and the receding shores of the Salton Sea. Many then return home to un-air-conditioned trailer homes in deplorable condition, providing no respite from these conditions.

There are several sources of health data regarding air pollution that are currently available to the SCAQMD. The following paragraphs and maps summarize three of the available data sources were collected by community partners. With Map 4 showing the six East Coachella Valley communities and their boundaries. These maps also include (1) a series of community air sensor organized through the CCV IVAN program (Map 5), (2) a comprehensive environmental health assessment survey of the five ECV communities and their population densities in their respective communities (Map 6) and (3) an indoor air pollution assessment of rural farmworker homes done in the five communities.

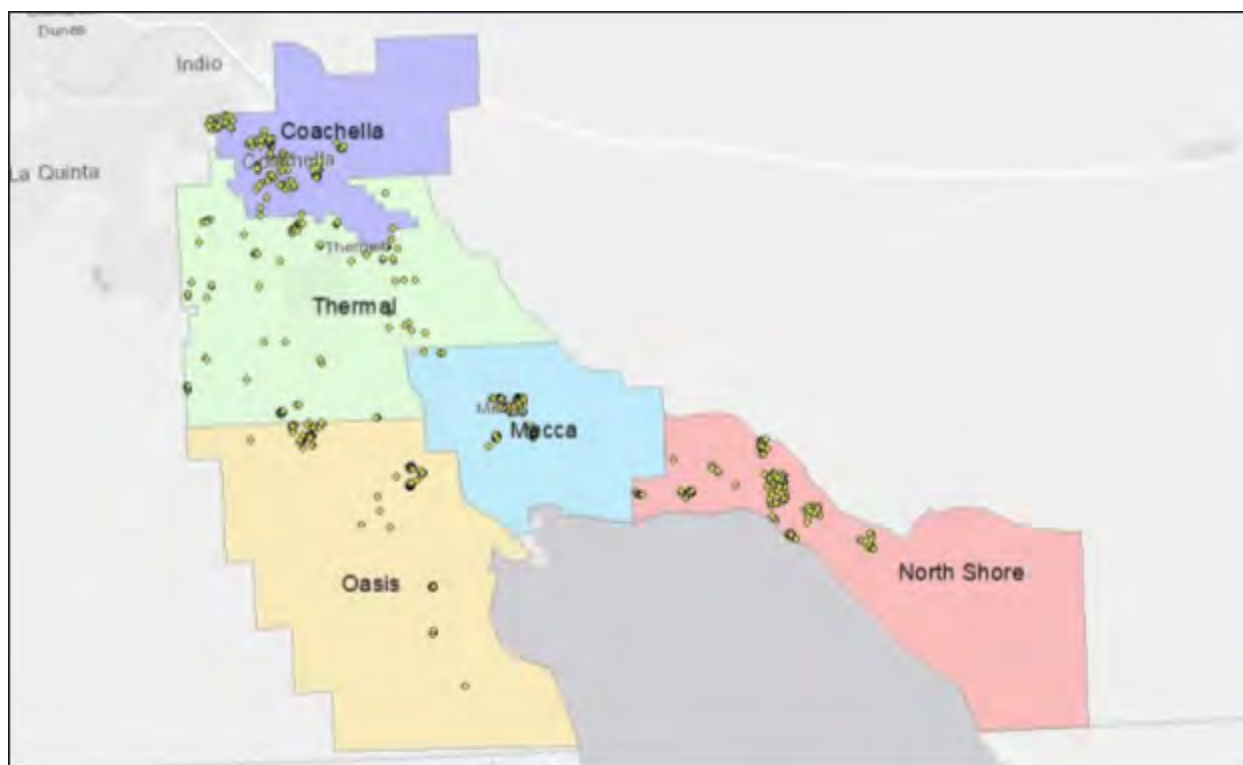
a. The IVAN Air Model

The CCV recently launched the Coachella Valley Community Air Monitoring Project using the [ivanair.org](http://ivanair.org) model. This uses laser-based particulate sensors that are installed to collect real-time

data at key sites important to the community. This organization and sensors are detailed in the “Changing the landscape” section 8 below.

b. The 2015 Comprehensive Health Study

In 2015, the California Institute for Rural Studies (CIRS) and Loma Linda University (LLU), in partnership with the California Endowment’s Building Healthy Communities (now Alianza), launched a comprehensive regional health survey of the five ECV communities (Map 6). This study focused on indoor environmental health contaminants, asthma, other respiratory issues, income, and several other health indicators. This cross-sectional survey sampled the five different areas using a rigorous multi-stage randomization methodology that required counting households from satellite maps and then ground-truthing that information to get an accurate population for which to draw a random sample from. The assessment took the team six months to design using a participatory method, two years to administer and involved over thirty different *promotoras*<sup>26</sup> and community representatives. The end result was a community-vetted survey questionnaire that was administered to 1,763 individuals in 645 households. The survey



Map 6. Eastern Coachella Valley Communities and Population Density. Each yellow dot representing 1,760 individuals based on the 2015 community health study and survey conducted by BHC.

<sup>26</sup> Guidi, Ruxandra. “In California’s Eastern Coachella Valley, promotores help residents take on environmental hazards.” USC Annenberg, Center for Health Journalism. July 27, 2017.

questionnaire was administered in person on paper forms. For that reason, we consider the assessment to be a much more rigorous and representative sample of the community than other efforts that use mailed surveys, internet or phone surveys.

The data from this assessment is discussed in the regional summaries section below. The respiratory distress and asthma prevalence estimates were gathered from a series of questions in the survey which included the following:

*“Has a doctor told you that you have asthma? Are you being treated for asthma? In the past 24 months have you had an asthma attack serious enough to limit your activity? Do you currently take medication for asthma? Have you had severe coughing episodes between once a month and more than once a day?”*

The percentages are much greater in rural North Shore which is adjacent to the Salton Sea and in rural Oasis which has a larger percentage of farm workers and poor housing infrastructure.

### c. Indoor air quality - High Mold Contamination

A subset of the Comprehensive Health Study addressed a community concern about inadequate housing infrastructure. The study consisted of a questionnaire to assess asthma/respiratory illness and the quantification of mold contamination in house-dust samples using the Environmental Relative Moldiness Index (ERMI) scale.<sup>27</sup> The US EPA National Exposure Research Laboratory collaborated with the study and processed 111 ERMI dust samples for 36 representative mold species. The average ERMI values in Mecca and Coachella City housing (10.3 and 6.0, respectively) are in the top 25% of ERMI values for the United States homes. Overall, the homes surveyed in these ECV communities had an average ERMI value of 9.0. The mold contamination in their homes appear to be greater than the averages for the rest of Riverside County (ERMI = 1.9) and the US (ERMI = 5).

The higher levels of mold contamination in older homes and mobile homes appear to be associated with a greater risk of asthma and respiratory illness among foreign-born agricultural workers and their families. These residents will often live in homes that are not equipped to handle the limited, but extreme precipitation events and evaporative coolers. A leak during a heavy rainstorm can initiate mold growth by introducing the necessary amount of moisture to aged building materials that will sustain mold indefinitely. Fortunately, this is not an indefinite problem and there are several options for physical mitigation that could protect adults and children from this mold contamination in the ECV. This is a serious issue and several new publications show that a high ERMI can initiate asthma in 0-5 year old children and trigger asthma in everyone else<sup>28</sup>.

---

<sup>27</sup> Sinclair, Ryan, et.al. *“Asthma Risk Associated with Indoor Mold Contamination in Hispanic Communities in Eastern Coachella Valley California.”* Journal of Environmental Public Health. Peer Reviewed. 2018.

<sup>28</sup> Vesper, Stephen, and Larry Wymer. *“The Relationship between Environmental Relative Moldiness Index Values and Asthma.”* International Journal of Hygiene and Environmental Health 219, no. 3 (May 2016): 233–38.

## 5. Public Investment to Address Sources of Pollution

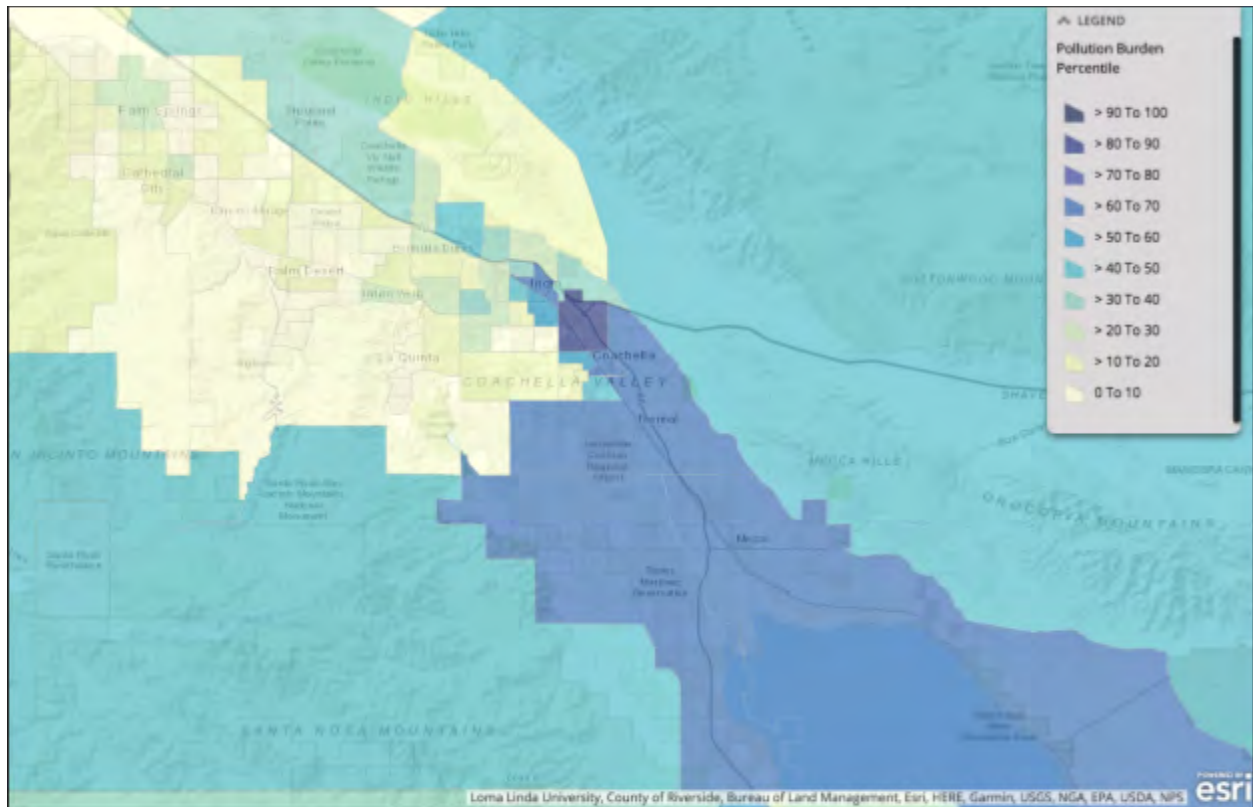
With the passage of Proposition 68, the promise of millions of dollars in investment to address lung-damaging dust from the Salton Sea is now a reality. Specifically, Proposition 68 allocates \$30 million to the Salton Sea Authority for capital outlay projects that provide air quality and habitat benefits, and that implement the Natural Resources Agency's Salton Sea Management Plan adopted in March 2017 (Public Resources Code Section 80110 (a)). Additionally, \$175 million is allocated to the California Natural Resources Agency for restoration activities identified in the Salton Sea Management Program, Phase I: 10-year plan, the final management plan report and any subsequent revisions to the plan (Public Resource Code Section 80116).

Most recently, the Legislature approved the Greenhouse Gas Reduction Fund Expenditure Plan for the fiscal year 2018-2019 which directs millions of dollars towards lower income communities to address climate adaptation and air pollution. The expenditure plan allocates \$645 million to CARB for mobile source, climate change, and community air protection funding programs. Of particular relevance are new requirements for projects funded under the community air protection program. Of CARB's allocation, \$245 million is available for financial incentives to reduce mobile and stationary sources of criteria air pollutants or toxic air contaminants consistent with community emission reduction programs. Projects funded under this program must further the rules and regulatory requirement that CARB and air districts have established or are in the process of developing to reduce or mitigate emissions from mobile or stationary sources in affected communities. Funds must be allocated to projects that benefit communities and are consistent with the priorities identified by selected AB 617 communities in a transparent meaningful public process.

Cumulatively, funds from Proposition 68, GGRF, TCC planning dollars, SB 1 and local and regional discretionary dollars create significant opportunities for the ECV to establish strong air quality monitoring and emissions reduction programs that target multiple sources of pollution associated with agricultural activities, goods movement, hazardous facilities and declining Salton Sea levels that create significant health hazards and can contribute to serious respiratory illness in children and adults.

## 6. Regional Summaries of Environmental Health

The Office of Environmental Health Hazard Assessment (OEHHA), on behalf of the California Environmental Protection Agency (CalEPA), released Version 3.0 of the California Communities Environmental Health Screening Tool (CalEnviroScreen). Overall CalEnviroScreen score are calculated from the scores of two groups of indicators: Pollution



Map 7. CalEnviroScreen score for ECV showing a combination of Pollution Burden and Population Characteristics made up of indicators from Exposures and Environmental Effects component of the CalEnviroScreen model.

Burden and Population Characteristics. Map 7 shows the combined Pollution Burden scores, which is made up of indicators from exposures and Environmental Effects components of the CalEnviroScreen model. Pollution burden represents the potential exposures to pollutants and the adverse environmental condition caused by pollutants (Map 7 & Figure 4).

Health Assessment and Research for Communities (HARC) conducted and released their 2016 Coachella Valley Community Health Survey revealing a comprehensive understanding of ECVs characteristic of environmental health and population characteristics (e.g., asthma, citizenship, and poverty rates). The Coachella Valley Community Health Survey is a random-digit-dial telephone survey of the Coachella Valley community. The survey instruments are modeled after the well-respected Centers for Disease Control and Prevention's (CDC) Behavioral Risk Factor Surveillance System (BRFSS), and the California Health Interview Survey (CHIS), and adapted for our unique Valley based on community stakeholder input. The survey has been completed four times: 2007, 2010, 2013, and 2016. For this dataset, data were collected from February to October 2016, with a finished sample size of 2,532 completed surveys. Of the completed surveys, 60% were conducted on cell phones and 40% on landlines. Approximately 21% were

	MECCA & NORTHSORE (Census Tract 6053040404)		THERMAL (Census Tract 6053040409)		Gaito (Census Tract 6053040405)		Coachella (Census Tract 6053040401)		Coachella (Census Tract 6053040407)		Coachella (Census Tract 6053040402)	
	CalEnviroScreen Percentile	n Indicator Score	CalEnviroScreen n Percentile	n Indicator Score	CalEnviroScreen Percentile	n Indicator Score	CalEnviroScreen Percentile	n Indicator Score	CalEnviroScreen n Percentile	n Indicator Score	CalEnviroScreen n Percentile	n Indicator Score
	80-85		70-75		70-75		80-85		75-80		85-90	
Crime	82		91		91		91		91		91	
PM2.5	8		18		20		18		20		20	
Diurnal	14		16		7		31		36		35	
Pesticides	92		93		95		85		78		83	
Toxic Releases	5		6		4		6		5		4	
Traffic	5		7		7		13		14		30	
Drinking Water	85		84		80		36		52		51	
Overseas	72		60		42		48		63		75	
Groundwater Threats	50		37		9		90		81		75	
Hazardous Waste	0		16		43		43		16		43	
Impaired Water	97		72		97		72		72		72	
Solid Waste	97		94		98		58		0		85	
Asthma	24		32		36		58		58		56	
Low Birth Weight	54		27		23		54		62		38	
Cardiovascular Rate	75		41		51		64		64		58	
Education	100		95		98		98		94		89	
Linguistic Isolation	99		97		98		99		98		94	
Poverty	96		88		97		94		84		81	
Unemployment	98		88		96		98		88		81	
Housing Burden	84		64		57		47		70		87	

Figure 4. The California Enviro Screen indicator scores for the five areas in the ECV.

The Following notes should be taken into consideration.

1. The boundaries for CalEnviroScreen are identified by census tracts.
2. Coachella: West part of Coachella is part of the census tract that includes Thermal.
3. Mecca and North Shore are part of the same census tract.

conducted in Spanish. Once data collection was complete, statisticians weighted the sample data to most accurately represent the entire population living in the Coachella Valley. The post-stratification weighting used the CDC raking protocol (CDC 2011). The data was weighted based on the U.S. Census Bureau’s American Community Survey. As mentioned in previous sections, HARC’s survey data has been invaluable to being able to describe the population of the ECV (ethnicity, citizenship, poverty, asthma incidence rates, etc.).

#### a. Coachella

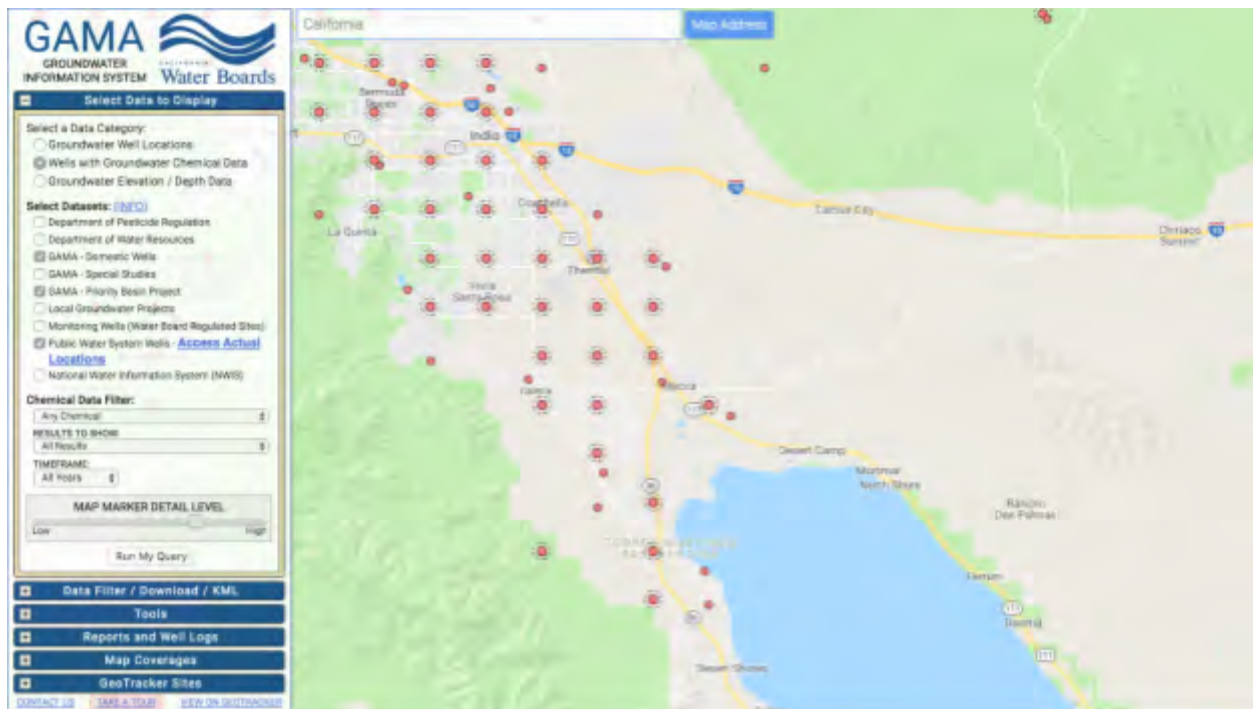
The City of Coachella is located at the east end of the Coachella Valley approximately 40 miles east of Palm Springs, California - east of Jackson Street, between Avenues 44 and Airport Boulevard with two main highways that intersect: Highway 111 and CA-86. The US Census reported a median household income of \$34,300 with a 28% of individuals earning below the federal poverty level. According to the Census, Coachella has a population of about 44,382 with a foreign born population of 17,459 and a 97.5% identifying as Latinx/Hispanic.<sup>29</sup> Educationally, 47.8% of adults over the age of 18 reported of completing and attaining less than a high school education or a GED. The health study analysis also showed an estimate respiratory illness prevalence to be between 9% and 12.5% for the various housing types within the city limits.

<sup>29</sup> U.S. Census Bureau. American Community Survey (ACS) 5-Year Population Estimates, 2013 - 2017.

Coachella is the nearest and most populous city in the ECV, serving the entirety of the region with grocery stores, gas stations, and areas for recreational activities, though still at a distance from the unincorporated communities.

b. Thermal

Thermal is an unincorporated community located south of the City of Coachella. Its rough boundaries are Harrison Street and CA-86; Airport Boulevard and Avenue 66, about halfway between the City of Coachella and the Salton Sea. The US Census reported a median household income of \$28,443 with nearly a third of the population having an income below the federal poverty level. However, our recent health survey estimated an average annual household income to be much less with a median of \$10,000 for the various housing types. The discrepancy can be attributed to the community composition as well to the lack of participation in government sponsored surveys and the US Census given that many of the residents are undocumented who fear that their participation in said surveys and questionnaires can raise their profile and be subject of deportation.<sup>30</sup> As a result, residents of communities such as the ECV are often underrepresented in the Census. Findings that carry important implications for resource



Map 8. GAMA Groundwater Information System for the Eastern Coachella Valley showing domestic wells, priority basin projects, and public water system wells.

<sup>30</sup> McNally, Stephanie, "2020 Census Trusted Messengers: Community Based Organizations Challenged to Make the Marginalized Matter" (2019). *Master's Projects and Capstones*. 899.

inequalities and advocacy capacity in minority communities.<sup>31</sup> Their participation increases in community-based surveys, bringing to light an additional community composition previously unknown. According to the Census, Thermal has a population of 2,166, with 99.9% of the population identifying as Latinx and about 45% of the population reporting to be foreign-born<sup>32</sup>. The census tract of Thermal is at 90% or higher in the state for worst ozone, pesticides, education, linguistic isolation, and solid waste, ranking in the top 30% most disadvantaged communities in the state. Preliminary analysis of our health study estimates the respiratory illness prevalence to be between 8% and 13% for adults and children across the different housing types. Additionally, some residents are not connected to a public water system and rely on groundwater from wells for their water. In the areas that rely on groundwater, the arsenic levels exceed the state standard, putting these residents at risk of health related problems. In addition to Thermal, high level of arsenic exceeding the MCL (standard) is found in public water wells in Mecca and Oasis (Map 8).

#### c. Oasis

Oasis is an unincorporated community located south of Thermal from Avenues 66 to 82 and between Harrison Street and CA-86. It also edges up to the northwestern part of the Salton Sea. According to the Census, Oasis has a population of 3,240, with 98.2% of the population identifying as Latinx and 1,747 of the population being foreign-born<sup>33</sup>. The US Census reports 42.9% of the population earning an income below the federal poverty level. Two-thirds of the population of Oasis were reported to be employed by the agriculture industry with an MHI of \$22,210. However, our recent community health survey reported even a lower MHI of \$6,700, varying based on the various housing types and immigration status. The census tract for Oasis – ranking in the top 20% most disadvantaged in the state – has some of the worst pollution by pesticides, impaired water, low educational attainment, severe linguistic isolation, and extremely high poverty and unemployment levels. Preliminary analysis of our health study estimates the respiratory illness prevalence to approach 70%.

#### d. Mecca

Mecca is an unincorporated community located east of Thermal. Its boundaries are CA-86 and Johnson Street, and Avenues 64 and 66, about halfway between Thermal and the Salton Sea. According to the Census, Mecca has a population of approximately 9,500, with 4,216 of the population being foreign-born<sup>34</sup>. Over 99% of the community identifies as Latinx/Hispanic and over 43% of residents (and 55% of children under the age of 18) living below the federal poverty

---

<sup>31</sup>Gleeson, Shannon and Bloermraad. *Assessing the Scope of Immigrant Organization: Official Undercounts and Actual Representation.* Latin American and Latino Studies Department, University of California, Berkeley. SAGE Publication. 2012

<sup>32</sup> U.S. Census Bureau. American Community Survey (ACS) 5-Year Population Estimates, 2013 - 2017.

<sup>33</sup> U.S. Census Bureau. American Community Survey (ACS) 5-Year Population Estimates, 2013 - 2017.

<sup>34</sup> U.S. Census Bureau. American Community Survey (ACS) 5-Year Population Estimates, 2013 - 2017.



level<sup>35</sup>. The median household income is \$25,863, significantly lower than the state's median income of \$61,818<sup>36</sup>. Our health survey reported Mecca's median annual household income of \$10,000 among the various housing types. Preliminary analysis of our health study estimates the respiratory illness prevalence to be between 8% and 15% for adults and children across the different housing types.

Mecca is the most developed and clustered community out of the four unincorporated communities in the ECV. Mecca is surrounded by agricultural fields and is located right next to Grapefruit Boulevard (Hwy 111) and about one mile from CA-86. This community also houses a factory adjacent to housing projects named GreenLeaf Power Desert View. In addition, locations around the Mecca community have been hotspots for illegal dumping of toxic and hazardous waste that produces continuous odor to neighboring residents and passersby.

#### e. North Shore

North Shore is an unincorporated community located east of Oasis and southeast of Mecca edging up to the northeastern part of the Salton Sea. This community is about 20 miles from the City of Coachella and comprised of three different clusters of homes. According to the Census, North Shore has a population of approximately 3,349, with a 1,542 being foreign born and over 95% identifying as Hispanic/Latinx.<sup>37</sup> Close to 38% of residents (and 51% of children) live below the poverty line, with a median household income of \$26,655, significantly lower than the rest of the state.<sup>38</sup> Our health survey estimated the median annual household income to be \$8,000. Preliminary analysis of our health study estimates the self-reported respiratory illness prevalence to approach 70% for adults. North Shore, through CCV IVAN - Coachella Valley Air Monitoring Project installed a laser-based particulate sensor enabling data collecting in real-time. Figure 5 shows daily PM2.5 data collected from July 2017 to September 2018. As indicated, many of the values shown are above the USEPA 2012 breakpoint level




Figure 5. The North Shore PM2.5 data from a community air monitor through the IVAN program. Note that many of the values are above the USEPA 2012 breakpoint level of 12.0µg/m3 representative of good air quality.

<sup>35</sup> U.S. Census Bureau. American Community Survey (ACS) 5-Year Population Estimates, 2013 - 2017.

<sup>36</sup> U.S. Census Bureau. American Community Survey (ACS) 5-Year Population Estimates, 2013 - 2017.

<sup>37</sup> U.S. Census Bureau. American Community Survey (ACS) 5-Year Population Estimates, 2013 - 2017.

<sup>38</sup> U.S. Census Bureau. American Community Survey (ACS) 5-Year Population Estimates, 2013 - 2017.

of 12.0/m3 representative of good air quality.

Both North Shore and Mecca lie in a census tract which ranks 81 - 85% on CalEnviroScreen 3.0 – the top 20% of disadvantaged communities in the State. Particularly onerous are socioeconomic factors like education (100th percentile), poverty (96th percentile), linguistic isolation (99th percentile), unemployment (99th percentile) and housing burdens (84th percentile), as well as environmental factors like exposure to pesticides (92nd percentile), ozone (82nd percentile), impaired water (97th percentile), exposure to solid waste (97th percentile) and contaminated drinking water (85th percentile).<sup>39</sup> The Health Disadvantage Index, which provides a detailed snapshot of the social determinants of health across the state, ranks the census tract that both communities are at a high of 94.2 indicating that residents face greater disadvantages related to health.

#### f. Chiriaco Summit

Chiriaco Summit is a small unincorporated community and travel stop located along Interstate 10. It lies 26 miles east of Indio and 19 miles west of Desert Center, on the divide between the Chuckwalla Valley and the Salton Sea basin at an elevation of 1,706 feet. The population of the city is 46 (including 8 children under the age of 18 and 8 adults over the age of 60). Over 80% of the community identifies as Latinx/Hispanic. The median household income is \$20,308,<sup>40</sup> significantly lower than the state's median income of \$61,818. Over forty percent of the population is foreign-born. There is currently no Census Data for Chiriaco Summit, the data provided on population, income, and housing units are self-reported by community members.

### 7. Eastern Coachella Valley: Promise for Opportunity

Despite stark environmental, public health and economic insecurity across the Eastern Coachella Valley, resilience to overcome adversity has long served as a defining characteristic of individuals and families in the region. The ECV has a history of community activism that ranges from securing basic services such as safe drinking water and proper wastewater disposal systems to securing policies and investments for affordable housing, parks, public and active transportation. With support from community-based organizations, community residents have engaged in local and regional land-use and transportation planning efforts and collaborated with local, regional, and state agencies and decision-makers to advance community priorities through various policy levels and investment opportunities.

---

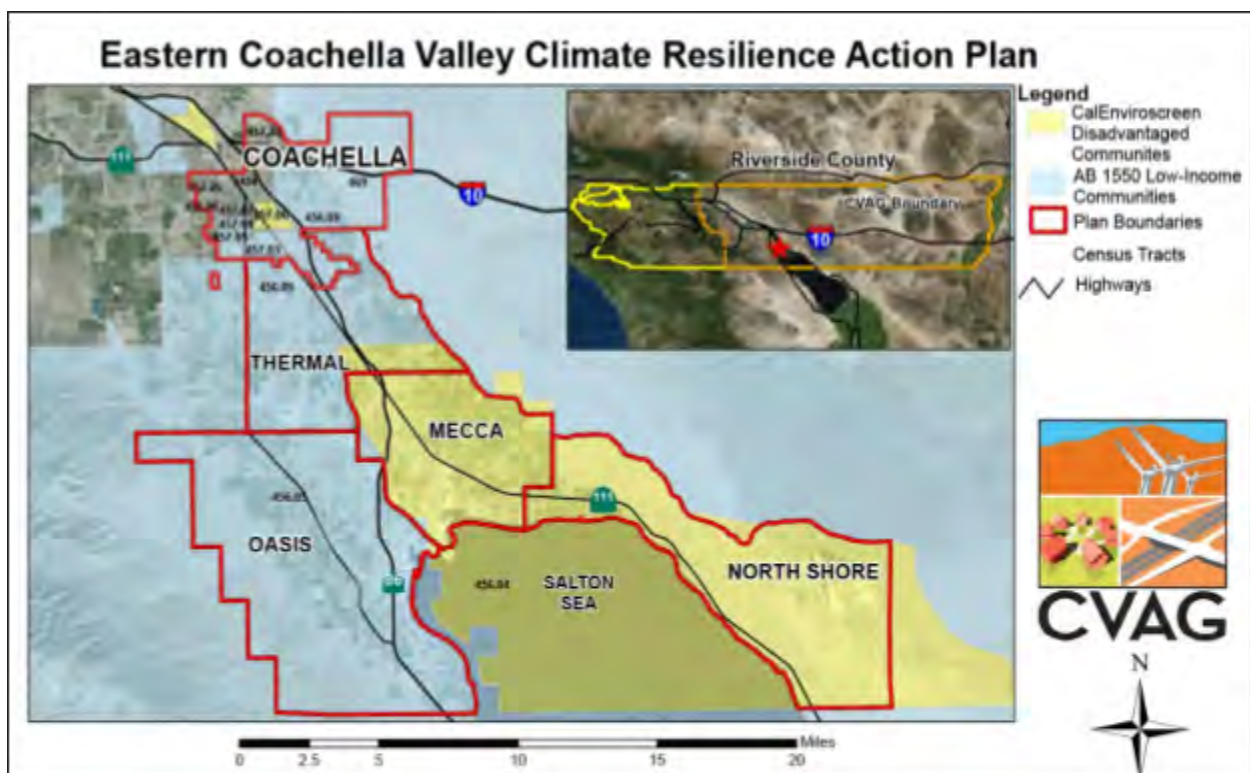
<sup>39</sup> CalEPA & OEHHA, “*CalEnviroScreen 3.0: Update to the California Communities Environmental Health Screening Tool.*” January 2017.

<sup>40</sup> RCAC. “*Median Household Income*” Independent Study. March 2014.

## 8. Changing the Landscape

As previously stated, the ECV has experienced historic exclusion and marginalization from state and regional environmental and investment efforts. While this phenomenon threatens to take a toll on community morale, residents of the ECV continue to demonstrate their passion and dedication to improving the conditions of their communities. LCJA have built and conserved relationships with community residents for the past five years, leading campaigns alongside residents on issues around transportation access, housing affordability, safe and affordable drinking water, and environmental justice. These campaigns and advocacy efforts have led to several community-led projects in recent years which serve to demonstrate the community's willingness and capacity to engage in the development of air monitoring and emissions reduction programs.

These efforts include participation in key public workshops, oral testimony in public hearings and development and submission of written comments designed to advance economic opportunity and public health in the region. Through regular community meetings and participation in critical decision-making processes, residents have informed the development of Riverside County's General Plan update, Housing Element Update, the Southern California



Map 9. The CVAG Eastern Coachella Valley Climate Resilience action plan map showing the five ECV areas and the overall socio-economic status.

Association of Governments 2012 and 2016 Regional Transportation Plan/Sustainable Communities Strategy, and provided input to large scale plan developments such as La Entrada and Paradise Valley.

Most recently, community leaders from these four unincorporated areas partnered with Riverside County, the City of Coachella and the Coachella Valley Association of Governments to apply for a Transformative Climate Communities (TCC) planning grant to develop a Climate Resilience Action Plan for the region (Map 9). In February 2018, the ECV was awarded a planning grant to provide residents the opportunity to be a part of the planning process for their communities to reduce greenhouse gases and local air pollution. In August 2018, CVAG and Coachella held a kickoff meeting with its grant partners - Riverside County and LCJA - to discuss the first steps in the planning process. Following the meeting, CVAG issued a request for proposal to hire consultants to complete the scope of work outlined in the grant. The consultant reviewed existing transportation, housing and general plans that relate cap-and-trade type projects and meet with local jurisdictions. Based on the work, they were able to condense the information into planning documents that can help communities in the Coachella Valley compete for future funding opportunities, especially those associated with disadvantaged communities. Subsequently, the City of Coachella held two community workshops in March 2019 that allowed the public to offer their thoughts on affordable housing, sidewalks, lighting, water and wastewater issues, community gardens, bus routes and stops, workforce program and much more. This effort further link together existing plans and consolidate community inputs for new programs and projects focused on addressing public health, advancing economic opportunity and reducing greenhouse gas emissions as well as other sources of pollution such as criteria pollutants and toxic air contaminants.

This year, the ECV also received a planning grant to develop a Neighborhood and Regional Mobility Plan for the communities of Mecca and North Shore. This grant came after nearly finalizing the current Thermal and Oasis Neighborhood and Regional Mobility Plan. These two mobility plans, which address active transportation infrastructure, will be used to create a regional mobility plan that will be included in the TCC plan that can be used for future implementation funds that will affect transformative change in one of the most disadvantaged areas in the state. In addition, we convened a Transportation Justice Coalition of local non-profit organizations, residents, and other stakeholders several years ago to assess the transportation and mobility needs of the ECV, which has since been meeting regularly to ensure accessibility to healthy and transformative transportation options.

The ECV is also benefiting from collaborative efforts among community-based organizations and public agencies working on environmental justice. Some of these include the Identifying Violations Affecting Neighborhoods (IVAN), the Environmental Justice Enforcement Task

Force (EJETF), IVAN-Coachella, and the Disadvantaged Communities Infrastructure Task Force (DACITF) - the first two of their kind in the state of California. Both of these task forces include stakeholders from different sectors that represent the ECV communities, each with the goal of driving investment to the ECV and improving the quality of life for its residents.

Organization such Communities for a New California (CNC) promotes economic prosperity and community health for residents in the rural areas of California. In the Coachella Valley, CNC brings valley residents together to champion the needs of poor and working-class families through community organizing, integrated leadership development, and mass non-partisan voter engagement. Here in the ECV, CNC are working with the community to “Finish Their Neighborhood” which has led to the development of Neighborhood Committees who are working to make the necessary improvements and positive changes in their immediate environment. Furthermore, CNC recently hosted a community workshop on



Image 1. CNC hosts a Community Workshop on May 18, 2019

May 18, 2019 (Image 1) where residents were asked to envision what they would like to see in their neighborhoods and communities. Engaging and empowering community members to prioritize their needs and issues such as safe parks and areas to play/gather, public safety, affordable housing and neighborhood beautification/clean up to name a few items discussed in the workshop.

*Promotores Comunitarios del Desierto*, a community health organization and *La Union Hace La Fuerza* (La Union), an environmental and farmworker justice organization in the Coachella Valley established the IVAN-Coachella network in September 2010 in partnership with CCV. What prompted the establishment of IVAN-Coachella was the controversy over the Western Environmental Industry (WEI) Hazardous Waste facility located in the community of Mecca. The IVAN-Coachella was an innovative and important forum where community members could collaborate with DTSC, U.S.-EPA, and the South Coast Air Quality Management District SCAQMD officials to improve their investigations and enforcement efforts regarding WEI hazardous waste processing facility that was illegally accepting waste material. Since its inception, the IVAN network has actively supported local residents’ efforts to overcome environmental justice issues not only by resolving individual reports and problems but also by

improving access to infrastructure and resources. An illustration of the latter was that the IVAN-Coachella-CCV convened diverse stakeholders including tribes, cities, elected officials, academics, and residents from disadvantaged communities in the Coachella Valley to ensure that projects that were prioritized by these communities were selected for mitigation funding. In 2013, the collaborative was successful in securing \$17 million in investments in ten projects benefiting environmental justice communities throughout the Coachella Valley. Among the most notable projects includes advocating for AB 1318 mitigation funding, which stemmed from the sale of air credits. CCV's proactive collaborative strategy resulted in a total of 10 projects, most of which were proposed and funded by the SCAQMD. CCV also collaborated with private enterprises to assure that projects were fully developed. In these instances, partnerships were forged within the community to ensure investments benefited the Eastern Coachella Valley.

In May 2016, CCV, the Coachella Valley Unified School District ASES Program, La Union, IVAN-Coachella, and SCAQMD hosted a workshop at Desert Mirage High School in Thermal (Image 2). Its purpose was for SCAQMD to hear from community members about air pollution in the selected communities, which included a mapping activity to identify areas of concern.

In May 2017, CCV launched the Coachella Valley Community Air Monitoring Project using the [ivanair.org](http://ivanair.org) model, and based on community recommendations, formed a Community Steering



Image 2. Community Mapping Activity, Desert Mirage High School, May 2016

Committee (CSC) to guide the project and help identify locations to place monitors and collect data on air quality in the ECV by installing 5 Air Monitors to measure levels of particulate matter; a follow-up meeting was held on September 8, 2017 at the Mecca Boys & Girls Club.

In addition to the above efforts with IVAN, our community collaborative installed several PurpleAir sensors in the ECV. There are now three current sensors in the ECV with additional historical data from 2016 and 2017 at four other sites within the ECV. The real-time and historical data is publicly available.

Finally, the CCV and LCJA partnership stems back over a decade working on policies that support rural environmental justice communities, most notably in 2015, LCJA and CCV formed a coalition named Action for Climate Equity (ACE) workgroup to provide guidance to CARB in the investment of GGRF Funding among California's most vulnerable communities, including the Eastern Coachella Valley.

## 9. EJ Community Science Committee

To ensure meaningful participation from the community, we will create an Environmental Justice Community Science Committee (EJCSC) which will be comprised of representatives within the nominated community who experience cumulative impacts from exposure to multiple toxic air pollutants, including but not limited to, communities with minority or low-income populations. This will allow for meaningful involvement in the development and implementation of the Community Air Protection Program, which includes air monitoring and an emissions reduction plan.

Any monitoring siting and emissions reduction plan will be done in consultation with the EJCSC, This advisory committee will engage in all stages of the process; the project, including participant recruitment, execution of community hazard/asset mapping,<sup>41</sup> air monitoring site selection and operation, development and implementation of an emissions reduction plan interpretation and dissemination of results, and project evaluation.

The EJCSC members will be involved in the decision on where to site monitors in a network with community participation or input, a continuing innovative idea of our project. We will engage the community in the design and expansion of the air quality monitoring network, collect data, analyze and show progress while developing an emissions reduction plan. We will refine previously developed, scientifically rigorous site-selection methods and include

---

<sup>41</sup> Basara, Heather G., Yuan, May. "Community Health Assessment Using Self-Organizing Maps and Geographic Information system" International Journal of Health Geographics 2008 7:67.

community knowledge of important sources of air pollution, cumulative hazards, and vulnerable populations.

We will facilitate discussions with community members to identify neighborhoods of concern and to conduct community mapping to identify assets if necessary as well as environmental hazards that are either sources of air pollution or may act cumulatively to affect the health of the neighborhoods' residents, including outreach to the community.

## 10. Community Monitoring at the Salton Sea Air Basin

Comite Civico del Valle is currently working on a project that includes maintaining and expanding the IVAN Particulate Matter (PM) monitoring in the Salton Sea Air Basin and Eastern Coachella Valley communities, along with the training of community members to conduct PM monitor operations and maintenance.

The goal of the project is to provide real-time monitoring information to the communities of the Eastern Coachella Valley; which can be a useful tool in reducing exposure to bad air quality through community level data on hand. The expansion of the network will also supplement the regulatory monitoring being conducted in the region.

The project consists of five phases which will be conducted over the next three years;

- Calibration – Use of gathered co-location data to calibrate monitors against a regulatory PM monitor for ECV region.
- Site Selection – CSC engaged in site selection and recruitment.
- Monitor Deployment – Development of training materials for community members interested in monitoring project, deployment, and maintenance. Local community will be trained to take ownership of community monitor operations in the area.
- Data Dissemination – IVAN Coachella updated to reflect expanded network.
- Communications and community emissions reduction plan – CSC convened to determine the emissions reduction plan.

The goal of calibrating the community sensors is to justify additional regulatory sensors in the ECV that help the community respond to adverse air pollution days. Additional regulatory sensors can also help SCAQMD and other groups facilitate community development through smart industrial activities that do not impair the health of the vulnerable population in the ECV.

The Building Healthy Communities/Alianza Neighborhood Action Team is preparing a parallel community science program that focuses on mapping and deploying community science air and water sensors. That program will also leverage community collected (and calibrated) data to



advocate for additional monitoring of the environment as the climate, industries and the Salton Sea change through the coming years.

## 11. Conclusion

Major components of AB 617 include air quality monitoring, emission reduction program, regulatory action, funding incentives and most importantly, meaningful participation by affected communities. In the final analysis, the process and methodology put forth by SCAQMD is continuing to perpetuate the exclusion of rural and agricultural communities in competitive state programs. The ECV, home to multiple sources of pollution characteristic of rural areas, is prime for air quality monitoring and emission reduction plans due in large part to its engaged constituency and their contributions to land use and transportation planning efforts in the region, development of the Salton Sea Management Program and their ability to partner with local, regional and state agencies to leverage resources necessary to advance environmental, public health and economic opportunity in the region. Community leaders are sufficiently prepared to work with their neighbors, community partners, SCAQMD, CARB, and other stakeholders to establish a local steering community to ensure compliance with the intent and spirit of AB 617.

## Work Cited

- American Community Survey, U.S. Census, 2015.
- Basara, Heather G., Yuan, May. “*Community Health Assessment Using Self-Organizing Maps and Geographic Information system*” *International Journal of Health Geographics* 2008 7:67.
- Building Healthy Communities. “*Eastern Coachella Valley Health Profile.*” UCLA Center for Health Policy Research. November 2011.
- C. Garcia, Chapter 136, Statutes of 2017.
- CA Employment Development Department
- CalEPA & OEHHA, “*CalEnviroScreen 3.0: Update to the California Communities Environmental Health Screening Tool.*” January 2017.
- California Air Resources Board, “*Draft Community Air Protection Blueprint,*” July 7, 2018. Report.
- California Institute for Rural Studies, “*Policy Brief: East Coachella Valley Public Transportation*” 2012.
- Coachella Valley Water District 2017-18 Annual review Centerial Edition.
- Gagliano, Katie. “*Transportation access for Riverside County communities can be the difference between life of pain or comfort.*” *The Desert Sun.* August 30, 2017.
- Gleeson, Shannon and Bloermraad. “*Assessing the Scope of Immigrant Organization: Official Undercounts and Actual Representation.*” *Latin American and Latino Studies Department, University of California, Berkeley.* SAGE Publication. 2012
- Guidi, Ruxandra. “*In California’s Eastern Coachella Valley, promotores help residents take on environmental hazards.*” USC Annenberg, Center for Health Journalism. July 27, 2017.
- HARC, Inc. Coachella Valley Community Health Survey. 2017.
- Husing, John E. PhD. *Economic Report 2014* Coachella Valley Economic Partnership 2014.
- Jacobs, Lynn. Minnehan, Christine. “*Improving Housing Conditions in the Eastern Coachella Valley,*” *Building Healthy Communities,* April 2014.

London, Johnathan PhD., Greenfield, Teri M.Ed., Zagofsky, Tara M.S. “*Revealing the Invisible Coachella Valley.*” UC Davis Center for Regional Change. June 2013.

McNally, Stephanie, "2020 Census Trusted Messengers: Community Based Organizations Challenged to Make the Marginalized Matter" (2019). *Master's Projects and Capstones.* 899.

RCAC. “*Median Household Income*” Independent Study. March 2014.

Sinclair, Ryan, et.al. “*Asthma Risk Associated with Indoor Mold Contamination in Hispanic Communities in Eastern Coachella Valley California.*” *Journal of Environmental Public Health.* Peer Reviewed. 2018.

South Coast Air Quality Management District, “*Ch7: Current and Future Air Quality - Desert Nonattainment Areas SIP.*” 2016.

South Coast Air Quality Management District, “*Cleaning the Air in the most Impacted Communities.*” Updated June 2018.

South Coast Air Quality Management District, “*Final 2016: Air quality Management Plan.*” March 2017.

Southern California Associate of Government. “*Transportation System: Goods Movement.*” December 2015.

Southern California Association of Government. “*Industrial Space in Southern California: Future and Demand for Warehousing and Intermodal Facilities.*” Cambridge Systematics, Inc. June 2010.

Taylor, Mac. *The Salton Sea: A Status Update.* Legislative Analyst’s Office Report August 28, 2018.

Town Charts. Coachella Valley Economy Data. Retrieve May 2019.

Vesper, Stephen, and Larry Wymer. “*The Relationship between Environmental Relative Moldiness Index Values and Asthma.*” *International Journal of Hygiene and Environmental Health* 219, no. 3 (May 2016): 233–38.

Villarejo, Don. Kresge, Lisa. Wadsworth, Gail. “*The Health Status of Eastern Coachella Valley*” California Institute of Rural Studies. December 31, 2012.



# 2019 Formulario de recomendación de su comunidad de AB617

Complete este formulario antes del **30 de junio** y

Envíelo por correo electrónico a:  
*ab617@aqmd.gov*

O

Envíelo por correo postal a:  
*Attn: AB617 forms  
21865 Copley Dr.  
Diamond Bar, CA 91765*

**Nota:** La información que usted brinde en esta planilla (lo que incluye información de contacto y otros datos personales) constituye un registro público y puede ser divulgada como respuesta a una solicitud de la Ley de Registros Públicos de California (California Public Records Act)

Fecha:

### Información de contacto

1. Nombre y apellido: [Redacted]
2. Teléfono: [Redacted]
3. Correo electrónico:
4. Organización (si corresponde): *CB-E*

### Comentarios sobre la selección y las prioridades de la comunidad

5. ¿Esta comunidad o área de la comunidad fue recomendada el año anterior?  
*Si*
6. ¿Hay nueva información disponible de 2018-2019 que podría considerarse al momento de priorizar las comunidades para este programa?  
*Si*

### Información de la comunidad

7. Nombre de la comunidad (tal como lo conocen los miembros de la comunidad):  
*Maywood 90270*
8. ¿Qué áreas incluye esta comunidad? (Nombre de la ciudad, nombre del vecindario y código postal):  
*Maywood 90270*

9. ¿Su comunidad se está recomendando para la implementación de una campaña de monitoreo de aire de la comunidad, para el desarrollo de un programa comunitario de reducción de emisiones, o para ambos?

- Monitoreo del aire de la comunidad  
 Programa comunitario de reducción de emisiones  
 Ambos

10. ¿Por qué y con qué propósito? (Relacionado con la pregunta 10)

porque hay muchas contaminación  
quear un plan de limpieza

11. ¿Cuáles son las características de su comunidad que la convierten en una buena candidata para este programa? Por ejemplo, esto puede incluir una cantidad importante de organizaciones comprometidas con la comunidad, experiencia en el desarrollo y la implementación de planes comunitarios, y experiencia y voluntad demostradas para colaborar con varios participantes (agencias de gobierno, organizaciones comunitarias, empresas, escuelas, hospitales, etc.).

experiencia de una comunidades  
del mejor ambiente y tenemos  
muchos logros en diferente pabricas  
que contamina

**Información adicional**

13. ¿Desea inscribirse para actualizaciones sobre el Proyecto de Ley AB617? Seleccione "Sí" si desea ser incluido en la lista de correo electrónico.

- Sí  No

Haga clic en **enviar** para que esta planilla llegue por correo electrónico a AQMD de la Costa Sur: **ENVIAR**

9. ¿Su comunidad se está recomendando para la implementación de una campaña de monitoreo de aire de la comunidad, para el desarrollo de un programa comunitario de reducción de emisiones, o para ambos? *Ambos*

- Monitoreo del aire de la comunidad  
 Programa comunitario de reducción de emisiones  
 Ambos

10. ¿Por qué y con qué propósito? (Relacionado con la pregunta 10)

*porque hay mucha contaminación en el area*

11. ¿Cuáles son las características de su comunidad que la convierten en una buena candidata para este programa? Por ejemplo, esto puede incluir una cantidad importante de organizaciones comprometidas con la comunidad, experiencia en el desarrollo y la implementación de planes comunitarios, y experiencia y voluntad demostradas para colaborar con varios participantes (agencias de gobierno, organizaciones comunitarias, empresas, escuelas, hospitales, etc.).

*lla somos parte de CBE*

#### Información adicional

13. ¿Desea inscribirse para actualizaciones sobre el Proyecto de Ley AB617? Seleccione "Sí" si desea ser incluido en la lista de correo electrónico.

- Sí  No

Haga clic en enviar para que esta planilla llegue por correo electrónico a AQMD de la Costa Sur: **ENVIAR**



South Coast  
AQMD

## 2019 Formulario de recomendación de su comunidad de AB617

Complete este formulario antes del **30 de junio** y

Envíelo por correo  
electrónico a:  
*ab617@aqmd.gov*

O

Envíelo por correo postal a:  
*Attn: AB617 forms  
21865 Copley Dr.  
Diamond Bar, CA 91765*

**Nota:** La información que usted brinde en esta planilla (lo que incluye información de contacto y otros datos personales) constituye un registro público y puede ser divulgada como respuesta a una solicitud de la Ley de Registros Públicos de California (California Public Records Act)

Fecha:

Información de contacto

1. Nombre y apellido:

2. Teléfono:

3. Correo electrónico:

4. Organización (si corresponde):

### Comentarios sobre la selección y las prioridades de la comunidad


5. ¿Esta comunidad o área de la comunidad fue recomendada el año anterior?

6. ¿Hay nueva información disponible de 2018-2019 que podría considerarse al momento de priorizar las comunidades para este programa?

### Información de la comunidad

7. Nombre de la comunidad (tal como lo conocen los miembros de la comunidad):

8. ¿Qué áreas incluye esta comunidad? (Nombre de la ciudad, nombre del vecindario y código postal):



South Coast  
AQMD

# 2019 Formulario de recomendación de su comunidad de AB617

Complete este formulario antes del 30 de junio y

Envíelo por correo electrónico a:  
*ab617@aqmd.gov*

O

Envíelo por correo postal a:  
*Attn: AB617 forms  
21865 Copley Dr.  
Diamond Bar, CA 91765*

**Nota:** La información que usted brinde en esta planilla (lo que incluye información de contacto y otros datos personales) constituye un registro público y puede ser divulgada como respuesta a una solicitud de la Ley de Registros Públicos de California (California Public Records Act)

Fecha: *6/12/19*

### Información de contacto

- 1. Nombre y apellido: [Redacted]
- 2. Teléfono: [Redacted]
- 3. Correo electrónico:
- 4. Organización (si corresponde): *C.B.E*

### Comentarios sobre la selección y las prioridades de la comunidad

- 5. ¿Esta comunidad o área de la comunidad fue recomendada el año anterior?  
*si*
- 6. ¿Hay nueva información disponible de 2018-2019 que podría considerarse al momento de priorizar las comunidades para este programa?  
*si*

### Información de la comunidad

- 7. Nombre de la comunidad (tal como lo conocen los miembros de la comunidad):  
*Bell Gardens, 90201*
- 8. ¿Qué áreas incluye esta comunidad? (Nombre de la ciudad, nombre del vecindario y código postal):  
*90201*



9. ¿Su comunidad se está recomendando para la implementación de una campaña de monitoreo de aire de la comunidad, para el desarrollo de un programa comunitario de reducción de emisiones, o para ambos?

- Monitoreo del aire de la comunidad  
 Programa comunitario de reducción de emisiones  
 Ambos

10. ¿Por qué y con qué propósito? (Relacionado con la pregunta 10)

*Porque hay mucha contaminación  
La vida está en peligro.*

11. ¿Cuáles son las características de su comunidad que la convierten en una buena candidata para este programa? Por ejemplo, esto puede incluir una cantidad importante de organizaciones comprometidas con la comunidad, experiencia en el desarrollo y la implementación de planes comunitarios, y experiencia y voluntad demostradas para colaborar con varios participantes (agencias de gobierno, organizaciones comunitarias, empresas, escuelas, hospitales, etc.).


*Comunidad luchando por un futuro  
mejor*

#### Información adicional

13. ¿Desea inscribirse para actualizaciones sobre el Proyecto de Ley AB617? Seleccione "Sí" si desea ser incluido en la lista de correo electrónico.

- Sí       No

Haga clic en **enviar** para que esta planilla llegue por correo electrónico a AQMD de la Costa Sur: **ENVIAR**



South Coast  
AQMD

2019  
Formulario de recomendación de su comunidad  
de AB617

Complete este formulario antes del **30 de junio** y

Envíelo por correo  
electrónico a:  
*ab617@aqmd.gov*

O

Envíelo por correo postal a:  
*Attn: AB617 forms*  
*21865 Copley Dr.*  
*Diamond Bar, CA 91765*

**Nota:** La información que usted brinde en esta planilla (lo que incluye información de contacto y otros datos personales) constituye un registro público y puede ser divulgada como respuesta a una solicitud de la Ley de Registros Públicos de California (California Public Records Act)

Fecha:

**Información de contacto**

1. Nombre y apellido: [REDACTED]
2. Teléfono: [REDACTED]
3. Correo electrónico:
4. Organización (si corresponde): *CBE*

**Comentarios sobre la selección y las prioridades de la comunidad**

5. ¿Esta comunidad o área de la comunidad fue recomendada el año anterior?  
*Si*
6. ¿Hay nueva información disponible de 2018-2019 que podría considerarse al momento de priorizar las comunidades para este programa?  
*Si*

**Información de la comunidad**

7. Nombre de la comunidad (tal como lo conocen los miembros de la comunidad):

*Huntington Park CA 90255*

8. ¿Qué áreas incluye esta comunidad? (Nombre de la ciudad, nombre del vecindario y código postal):

*Huntington 90255*

*Park CA.*

9. ¿Su comunidad se está recomendando para la implementación de una campaña de monitoreo de aire de la comunidad, para el desarrollo de un programa comunitario de reducción de emisiones, o para ambos?

- Monitoreo del aire de la comunidad  
 Programa comunitario de reducción de emisiones  
 Ambos

10. ¿Por qué y con qué propósito? (Relacionado con la pregunta 10)

Porque ay mucha contaminación que nos  
afecta la salud, y necesitamos areas  
limpias.

11. ¿Cuáles son las características de su comunidad que la convierten en una buena candidata para este programa? Por ejemplo, esto puede incluir una cantidad importante de organizaciones comprometidas con la comunidad, experiencia en el desarrollo y la implementación de planes comunitarios, y experiencia y voluntad demostradas para colaborar con varios participantes (agencias de gobierno, organizaciones comunitarias, empresas, escuelas, hospitales, etc.).

Tenemos mucho tiempo en luchar para  
tener un mejor ambiente para nuestros  
hijos.

#### Información adicional

13. ¿Desea inscribirse para actualizaciones sobre el Proyecto de Ley AB617? Seleccione "Sí" si desea ser incluido en la lista de correo electrónico.



Sí



No

Haga clic en enviar para que esta planilla llegue por correo electrónico a AQMD de la Costa Sur: **ENVIAR**



# 2019 Formulario de recomendación de su comunidad de AB617

Complete este formulario antes del **30 de junio** y

Envíelo por correo electrónico a:  
*ab617@aqmd.gov*

O

Envíelo por correo postal a:  
*Attn: AB617 forms  
21865 Copley Dr.  
Diamond Bar, CA 91765*

**Nota:** La información que usted brinde en esta planilla (lo que incluye información de contacto y otros datos personales) constituye un registro público y puede ser divulgada como respuesta a una solicitud de la Ley de Registros Públicos de California (California Public Records Act)

Fecha:

### Información de contacto

1. Nombre y apellido: [Redacted]
2. Teléfono: [Redacted]
3. Correo electrónico:
4. Organización (si corresponde): *CBE*

### Comentarios sobre la selección y las prioridades de la comunidad

5. ¿Esta comunidad o área de la comunidad fue recomendada el año anterior?  
*Si*
6. ¿Hay nueva información disponible de 2018-2019 que podría considerarse al momento de priorizar las comunidades para este programa?  
*Si*

### Información de la comunidad

7. Nombre de la comunidad (tal como lo conocen los miembros de la comunidad):  
*H.P.*
8. ¿Qué áreas incluye esta comunidad? (Nombre de la ciudad, nombre del vecindario y código postal): *HUNTINGTON, PARK 90255*

9. ¿Su comunidad se está recomendando para la implementación de una campaña de monitoreo de aire de la comunidad, para el desarrollo de un programa comunitario de reducción de emisiones, o para ambos?

- Monitoreo del aire de la comunidad  
 Programa comunitario de reducción de emisiones  
 Ambos

10. ¿Por qué y con qué propósito? (Relacionado con la pregunta 10)

Porque hay mucha contaminación  
Necesitamos monitorear  
Crear un plan de limpieza

11. ¿Cuáles son las características de su comunidad que la convierten en una buena candidata para este programa? Por ejemplo, esto puede incluir una cantidad importante de organizaciones comprometidas con la comunidad, experiencia en el desarrollo y la implementación de planes comunitarios, y experiencia y voluntad demostradas para colaborar con varios participantes (agencias de gobierno, organizaciones comunitarias, empresas, escuelas, hospitales, etc.).

Somos partes de comunidades por un mejor ambiente . . .  
y hemos luchado contra compañías que contaminan nuestro aire agua y tierra

#### Información adicional

13. ¿Desea inscribirse para actualizaciones sobre el Proyecto de Ley AB617? Seleccione "Sí" si desea ser incluido en la lista de correo electrónico.

- Sí  No

Haga clic en enviar para que esta planilla llegue por correo electrónico a AQMD de la Costa Sur: [ENVIAR](#)



# 2019 Formulario de recomendación de su comunidad de AB617

Complete este formulario antes del **30 de junio** y

Envíelo por correo electrónico a:  
*ab617@aqmd.gov*

O

Envíelo por correo postal a:  
*Attn: AB617 forms  
21865 Copley Dr.  
Diamond Bar, CA 91765*

**Nota:** La información que usted brinde en esta planilla (lo que incluye información de contacto y otros datos personales) constituye un registro público y puede ser divulgada como respuesta a una solicitud de la Ley de Registros Públicos de California (California Public Records Act)

Fecha:

### Información de contacto

1. Nombre y apellido: [Redacted]
2. Teléfono: [Redacted]
3. Correo electrónico: [Redacted]
4. Organización (si corresponde): *CBE*

### Comentarios sobre la selección y las prioridades de la comunidad

5. ¿Esta comunidad o área de la comunidad fue recomendada el año anterior?  
*Si*
6. ¿Hay nueva información disponible de 2018-2019 que podría considerarse al momento de priorizar las comunidades para este programa?  
*Si*

### Información de la comunidad

7. Nombre de la comunidad (tal como lo conocen los miembros de la comunidad):  
*Southeast LA: South Gate, Huntington Park, Walnut Park, Lynwood*
8. ¿Qué áreas incluye esta comunidad? (Nombre de la ciudad, nombre del vecindario y código postal):  
*South Gate, Huntington Park, Walnut Park  
90280 90255 90255*

9. ¿Su comunidad se está recomendando para la implementación de una campaña de monitoreo de aire de la comunidad, para el desarrollo de un programa comunitario de reducción de emisiones, o para ambos?

- Monitoreo del aire de la comunidad
- Programa comunitario de reducción de emisiones
- Ambos

10. ¿Por qué y con qué propósito? (Relacionado con la pregunta 10)

Para identificar áreas más contaminadas y remedios.

11. ¿Cuáles son las características de su comunidad que la convierten en una buena candidata para este programa? Por ejemplo, esto puede incluir una cantidad importante de organizaciones comprometidas con la comunidad, experiencia en el desarrollo y la implementación de planes comunitarios, y experiencia y voluntad demostradas para colaborar con varios participantes (agencias de gobierno, organizaciones comunitarias, empresas, escuelas, hospitales, etc.).

Mucha contaminación del 910, Alameda corridor industria. CBE organiza en nuestra area.

#### Información adicional

13. ¿Desea inscribirse para actualizaciones sobre el Proyecto de Ley AB617? Seleccione "Sí" si desea ser incluido en la lista de correo electrónico.

- Sí  No

Haga clic en enviar para que esta planilla llegue por correo electrónico a AQMD de la Costa Sur: **ENVIAR**



# 2019 Formulario de recomendación de su comunidad de AB617

Complete este formulario antes del **30 de junio** y

Envíelo por correo electrónico a:  
*ab617@aqmd.gov*

O

Envíelo por correo postal a:  
*Attn: AB617 forms  
21865 Copley Dr.  
Diamond Bar, CA 91765*

**Nota:** La información que usted brinde en esta planilla (lo que incluye información de contacto y otros datos personales) constituye un registro público y puede ser divulgada como respuesta a una solicitud de la Ley de Registros Públicos de California (California Public Records Act)

Fecha:

### Información de contacto

- Nombre y apellido: [Redacted]
- Teléfono: [Redacted]
- Correo electrónico:
- Organización (si corresponde): *C. B. F. Comunidades Poder  
Agrupada Negro*

### Comentarios sobre la selección y las prioridades de la comunidad

- ¿Esta comunidad o área de la comunidad fue recomendada el año anterior? *Si fue recomendada el año anterior*
- ¿Hay nueva información disponible de 2018-2019 que podría considerarse al momento de priorizar las comunidades para este programa? *Huntington Park -  
Pow Park que califique esta  
ciudad -*

### Información de la comunidad

- Nombre de la comunidad (tal como lo conocen los miembros de la comunidad): *H. Park -*
- ¿Qué áreas incluye esta comunidad? (Nombre de la ciudad, nombre del vecindario y código postal):



9. ¿Su comunidad se está recomendando para la implementación de una campaña de monitoreo de aire de la comunidad, para el desarrollo de un programa comunitario de reducción de emisiones, o para ambos?

- Monitoreo del aire de la comunidad  
 Programa comunitario de reducción de emisiones  
 Ambos

10. ¿Por qué y con qué propósito? (Relacionado con la pregunta 10)

*Empezar muchos programas de salud - espero mejor calidad del aire -*

11. ¿Cuáles son las características de su comunidad que la convierten en una buena candidata para este programa? Por ejemplo, esto puede incluir una cantidad importante de organizaciones comprometidas con la comunidad, experiencia en el desarrollo y la implementación de planes comunitarios, y experiencia y voluntad demostradas para colaborar con varios participantes (agencias de gobierno, organizaciones comunitarias, empresas, escuelas, hospitales, etc.).

*Espero que le den prioridad.  
Hay muchas necesidades -  
en Huntington Park -*

#### Información adicional

13. ¿Desea inscribirse para actualizaciones sobre el Proyecto de Ley AB617? Seleccione "Sí" si desea ser incluido en la lista de correo electrónico.

- Sí  No

Haga clic en enviar para que esta planilla llegue por correo electrónico a AQMD de la Costa Sur: **ENVIAR**



# 2019 Formulario de recomendación de su comunidad de AB617

Complete este formulario antes del **30 de junio** y

Envíelo por correo electrónico a:  
*ab617@aqmd.gov*

O

Envíelo por correo postal a:  
*Attn: AB617 forms  
21865 Copley Dr.  
Diamond Bar, CA 91765*

**Nota:** La información que usted brinde en esta planilla (lo que incluye información de contacto y otros datos personales) constituye un registro público y puede ser divulgada como respuesta a una solicitud de la Ley de Registros Públicos de California (California Public Records Act)

Fecha:

### Información de contacto

1. Nombre y apellido:
2. Teléfono:
3. Correo electrónico:
4. Organización (si corresponde):

### Comentarios sobre la selección y las prioridades de la comunidad

5. ¿Esta comunidad o área de la comunidad fue recomendada el año anterior?  
*Si*
6. ¿Hay nueva información disponible de 2018-2019 que podría considerarse al momento de priorizar las comunidades para este programa?  
*Si*

### Información de la comunidad

7. Nombre de la comunidad (tal como lo conocen los miembros de la comunidad):  
*Huntington Park*
8. ¿Qué áreas incluye esta comunidad? (Nombre de la ciudad, nombre del vecindario y código postal):

*Huntington Park, CA 90285*

9. ¿Su comunidad se está recomendando para la implementación de una campaña de monitoreo de aire de la comunidad, para el desarrollo de un programa comunitario de reducción de emisiones, o para ambos?

- Monitoreo del aire de la comunidad  
 Programa comunitario de reducción de emisiones  
 Ambos

10. ¿Por qué y con qué propósito? (Relacionado con la pregunta 10)

Hay mucha contaminación en el  
area y queremos crear un plan de  
limpieza.

11. ¿Cuáles son las características de su comunidad que la convierten en una buena candidata para este programa? Por ejemplo, esto puede incluir una cantidad importante de organizaciones comprometidas con la comunidad, experiencia en el desarrollo y la implementación de planes comunitarios, y experiencia y voluntad demostradas para colaborar con varios participantes (agencias de gobierno, organizaciones comunitarias, empresas, escuelas, hospitales, etc.).

Somos parte de CBE (comunidades por un  
mejor ambiente)  
tenemos historia de lucha por un  
mejor ambiente

#### Información adicional

13. ¿Desea inscribirse para actualizaciones sobre el Proyecto de Ley AB617? Seleccione "Sí" si desea ser incluido en la lista de correo electrónico.

- Sí  No

Haga clic en enviar para que esta planilla llegue por correo electrónico a AQMD de la Costa Sur: **ENVIAR**



2019  
Formulario de recomendación de su comunidad  
de AB617

Complete este formulario antes del 30 de junio y

Envíelo por correo  
electrónico a:  
ab617@aqmd.gov

O

Envíelo por correo postal a:  
Attn: AB617 forms  
21865 Copley Dr.  
Diamond Bar, CA 91765

Nota: La información que usted brinde en esta planilla (lo que incluye información de contacto y otros datos personales) constituye un registro público y puede ser divulgada como respuesta a una solicitud de la Ley de Registros Públicos de California (California Public Records Act)

Fecha:

Información de contacto

1. Nombre y apellido: [REDACTED]
2. Teléfono: [REDACTED]
3. Correo electrónico: [REDACTED]
4. Organización (si corresponde): *e B e*

Comentarios sobre la selección y las prioridades de la comunidad

5. ¿Esta comunidad o área de la comunidad fue recomendada el año anterior?  
*si*
6. ¿Hay nueva información disponible de 2018-2019 que podría considerarse al momento de priorizar las comunidades para este programa?  
*si*

Información de la comunidad

7. Nombre de la comunidad (tal como lo conocen los miembros de la comunidad):  
*Walnut Park*
8. ¿Qué áreas incluye esta comunidad? (Nombre de la ciudad, nombre del vecindario y código postal):  
*Walnut Park 90255*

9. ¿Su comunidad se está recomendando para la implementación de una campaña de monitoreo de aire de la comunidad, para el desarrollo de un programa comunitario de reducción de emisiones, o para ambos?

- Monitoreo del aire de la comunidad  
 Programa comunitario de reducción de emisiones  
 Ambos

10. ¿Por qué y con qué propósito? (Relacionado con la pregunta 10)

*Por que hay mucha contaminación  
Crear un plan de limpieza*

11. ¿Cuáles son las características de su comunidad que la convierten en una buena candidata para este programa? Por ejemplo, esto puede incluir una cantidad importante de organizaciones comprometidas con la comunidad, experiencia en el desarrollo y la implementación de planes comunitarios, y experiencia y voluntad demostradas para colaborar con varios participantes (agencias de gobierno, organizaciones comunitarias, empresas, escuelas, hospitales, etc.).

*Somos parte de las organizaciones  
para un mejor ambiente  
hemos luchado contra varias compañías que  
contaminan agua y tierra*

#### Información adicional

13. ¿Desea inscribirse para actualizaciones sobre el Proyecto de Ley AB617? Seleccione "Sí" si desea ser incluido en la lista de correo electrónico.

- Sí  No

Haga clic en enviar para que esta planilla llegue por correo electrónico a AQMD de la Costa Sur: **ENVIAR**

9. ¿Su comunidad se está recomendando para la implementación de una campaña de monitoreo de aire de la comunidad, para el desarrollo de un programa comunitario de reducción de emisiones, o para ambos?

- Monitoreo del aire de la comunidad  
 Programa comunitario de reducción de emisiones  
 Ambos

10. ¿Por qué y con qué propósito? (Relacionado con la pregunta 10)

Porque hay mucho contaminación que afecta ~~na~~ nuestra salud y necesitamos monitorear que tanta contaminación hay en nuestros Vecendarios

11. ¿Cuáles son las características de su comunidad que la convierten en una buena candidata para este programa? Por ejemplo, esto puede incluir una cantidad importante de organizaciones comprometidas con la comunidad, experiencia en el desarrollo y la implementación de planes comunitarios, y experiencia y voluntad demostradas para colaborar con varios participantes (agencias de gobierno, organizaciones comunitarias, empresas, escuelas, hospitales, etc.).

Somos partes de CBE. y tenemos historia de que luchamos contra compañías que contaminan nuestra Agua, Aire y tierra.

#### Información adicional

13. ¿Desea inscribirse para actualizaciones sobre el Proyecto de Ley AB617? Seleccione "Sí" si desea ser incluido en la lista de correo electrónico.



Sí



No

Haga clic en enviar para que esta planilla llegue por correo electrónico a AQMD de la Costa Sur: **ENVIAR**



South Coast  
AQMD

2019  
Formulario de recomendación de su comunidad  
de AB617

Complete este formulario antes del 30 de junio y

Envíelo por correo  
electrónico a:  
ab617@aqmd.gov

O

Envíelo por correo postal a:  
Attn: AB617 forms  
21865 Copley Dr.  
Diamond Bar, CA 91765

Nota: La información que usted brinde en esta planilla (lo que incluye información de contacto y otros datos personales) constituye un registro público y puede ser divulgada como respuesta a una solicitud de la Ley de Registros Públicos de California (California Public Records Act)

Fecha:

Información de contacto

1. Nombre y apellido: [REDACTED]
2. Teléfono: [REDACTED]
3. Correo electrónico:
4. Organización (si corresponde): C. B.F.

Comentarios sobre la selección y las prioridades de la comunidad

5. ¿Esta comunidad o área de la comunidad fue recomendada el año anterior? SI
6. ¿Hay nueva información disponible de 2018-2019 que podría considerarse al momento de priorizar las comunidades para este programa? SI

Información de la comunidad

7. Nombre de la comunidad (tal como lo conocen los miembros de la comunidad):  
Walnut park CA.
8. ¿Qué áreas incluye esta comunidad? (Nombre de la ciudad, nombre del vecindario y código postal):  
Walnut park CA 90255



# 2019 Formulario de recomendación de su comunidad de AB617

Complete este formulario antes del **30 de junio** y

Envíelo por correo electrónico a:  
*ab617@aqmd.gov*

Envíelo por correo postal a:  
*Attn: AB617 forms  
21865 Copley Dr.  
Diamond Bar, CA 91765*

**Nota:** La información que usted brinde en esta planilla (lo que incluye información de contacto y otros datos personales) constituye un registro público y puede ser divulgada como respuesta a una solicitud de la Ley de Registros Públicos de California (California Public Records Act)

Fecha: *6-12-19*

### Información de contacto

- Nombre y apellido: [Redacted]
- Teléfono: [Redacted]
- Correo electrónico: [Redacted]
- Organización (si corresponde): *C B E.*

### Comentarios sobre la selección y las prioridades de la comunidad

- ¿Esta comunidad o área de la comunidad fue recomendada el año anterior?  
*Si*
- ¿Hay nueva información disponible de 2018-2019 que podría considerarse al momento de priorizar las comunidades para este programa?  
*Si*

### Información de la comunidad

- Nombre de la comunidad (tal como lo conocen los miembros de la comunidad):  
*C B E. South gate ca 90280*
- ¿Qué áreas incluye esta comunidad? (Nombre de la ciudad, nombre del vecindario y código postal):  
*South Gate 90280*



9. ¿Su comunidad se está recomendando para la implementación de una campaña de monitoreo de aire de la comunidad, para el desarrollo de un programa comunitario de reducción de emisiones, o para ambos?

- Monitoreo del aire de la comunidad  
 Programa comunitario de reducción de emisiones  
 Ambos

10. ¿Por qué y con qué propósito? (Relacionado con la pregunta 10)

Porque hay mucha contaminación que nos afecta nuestra salud y necesitamos crear una noticia a nuestra Ciudad.

11. ¿Cuáles son las características de su comunidad que la convierten en una buena candidata para este programa? Por ejemplo, esto puede incluir una cantidad importante de organizaciones comprometidas con la comunidad, experiencia en el desarrollo y la implementación de planes comunitarios, y experiencia y voluntad demostradas para colaborar con varios participantes (agencias de gobierno, organizaciones comunitarias, empresas, escuelas, hospitales, etc.).


Somos parte de una comunidad de un mejor ambiente y tenemos historia que esta vez luchado por un mejor ambiente y hemos luchado con compañía que contamina dice aquí y tiene

Información adicional

13. ¿Desea inscribirse para actualizaciones sobre el Proyecto de Ley AB617? Seleccione "Sí" si desea ser incluido en la lista de correo electrónico.

- Sí  No

Haga clic en enviar para que esta planilla llegue por correo electrónico a AQMD de la Costa Sur: **ENVIAR**



9. ¿Su comunidad se está recomendando para la implementación de una campaña de monitoreo de aire de la comunidad, para el desarrollo de un programa comunitario de reducción de emisiones, o para ambos?

- Monitoreo del aire de la comunidad  
 Programa comunitario de reducción de emisiones  
 Ambos

10. ¿Por qué y con qué propósito? (Relacionado con la pregunta 10)

Por que Hay mucha contaminación y necesitamos crear un plan limpieza

11. ¿Cuáles son las características de su comunidad que la convierten en una buena candidata para este programa? Por ejemplo, esto puede incluir una cantidad importante de organizaciones comprometidas con la comunidad, experiencia en el desarrollo y la implementación de planes comunitarios, y experiencia y voluntad demostradas para colaborar con varios participantes (agencias de gobierno, organizaciones comunitarias, empresas, escuelas, hospitales, etc.).


Somos parte de comunidades por un mejor ambiente y hemos luchado por compañías que contaminan nuestro Aire tierra y agua

#### Información adicional

13. ¿Desea inscribirse para actualizaciones sobre el Proyecto de Ley AB617? Seleccione "Sí" si desea ser incluido en la lista de correo electrónico.

- Sí  No

Haga clic en enviar para que esta planilla llegue por correo electrónico a AQMD de la Costa Sur: [ENVIAR](#)



South Coast  
AQMD

## 2019 Formulario de recomendación de su comunidad de AB617

Complete este formulario antes del **30 de junio** y

Envíelo por correo  
electrónico a:  
*ab617@aqmd.gov*

O

Envíelo por correo postal a:  
*Attn: AB617 forms  
21865 Copley Dr.  
Diamond Bar, CA 91765*

**Nota:** La información que usted brinde en esta planilla (lo que incluye información de contacto y otros datos personales) constituye un registro público y puede ser divulgada como respuesta a una solicitud de la Ley de Registros Públicos de California (California Public Records Act)

Fecha:

### Información de contacto

1. Nombre y apellido: [REDACTED]
2. Teléfono: [REDACTED]
3. Correo electrónico:
4. Organización (si corresponde): *CBE*

### Comentarios sobre la selección y las prioridades de la comunidad

5. ¿Esta comunidad o área de la comunidad fue recomendada el año anterior? *SÍ*
6. ¿Hay nueva información disponible de 2018-2019 que podría considerarse al momento de priorizar las comunidades para este programa? *SÍ*

### Información de la comunidad

7. Nombre de la comunidad (tal como lo conocen los miembros de la comunidad): *HP, CA 90055*
8. ¿Qué áreas incluye esta comunidad? (Nombre de la ciudad, nombre del vecindario y código postal):  
*HUNTINGTON PARK CA 90055*



# 2019 Formulario de recomendación de su comunidad de AB617

Complete este formulario antes del **30 de junio** y

Envíelo por correo electrónico a:  
*ab617@aqmd.gov*

O

Envíelo por correo postal a:  
*Attn: AB617 forms  
21865 Copley Dr.  
Diamond Bar, CA 91765*

**Nota:** La información que usted brinde en esta planilla (lo que incluye información de contacto y otros datos personales) constituye un registro público y puede ser divulgada como respuesta a una solicitud de la Ley de Registros Públicos de California (California Public Records Act)

Fecha:

### Información de contacto

1. Nombre y apellido: [REDACTED]
2. Teléfono: [REDACTED]
3. Correo electrónico: [REDACTED]
4. Organización (si corresponde): *C B E*

### Comentarios sobre la selección y las prioridades de la comunidad

5. ¿Esta comunidad o área de la comunidad fue recomendada el año anterior?  
*SI*
6. ¿Hay nueva información disponible de 2018-2019 que podría considerarse al momento de priorizar las comunidades para este programa?  
*SI*

### Información de la comunidad

7. Nombre de la comunidad (tal como lo conocen los miembros de la comunidad):  
*walnut PARK-*
8. ¿Qué áreas incluye esta comunidad? (Nombre de la ciudad, nombre del vecindario y código postal):  
*walnut PARK*

9. ¿Su comunidad se está recomendando para la implementación de una campaña de monitoreo de aire de la comunidad, para el desarrollo de un programa comunitario de reducción de emisiones, o para ambos? SI

- Monitoreo del aire de la comunidad  
 Programa comunitario de reducción de emisiones  
 Ambos

10. ¿Por qué y con qué propósito? (Relacionado con la pregunta 10)

PORQUE hay demasiada contaminación

11. ¿Cuáles son las características de su comunidad que la convierten en una buena candidata para este programa? Por ejemplo, esto puede incluir una cantidad importante de organizaciones comprometidas con la comunidad, experiencia en el desarrollo y la implementación de planes comunitarios, y experiencia y voluntad demostradas para colaborar con varios participantes (agencias de gobierno, organizaciones comunitarias, empresas, escuelas, hospitales, etc.).

CBE que luchamos por un mejor ambiente

#### Información adicional

13. ¿Desea inscribirse para actualizaciones sobre el Proyecto de Ley AB617? Seleccione "Sí" si desea ser incluido en la lista de correo electrónico.



Sí



No

Haga clic en enviar para que esta planilla llegue por correo electrónico a AQMD de la Costa Sur: **ENVIAR**



# 2019 Formulario de recomendación de su comunidad de AB617

Complete este formulario antes del **30 de junio** y

Envíelo por correo electrónico a:  
*ab617@aqmd.gov*

Envíelo por correo postal a:  
*Attn: AB617 forms  
21865 Copley Dr.  
Diamond Bar, CA 91765*

**Nota:** La información que usted brinde en esta planilla (lo que incluye información de contacto y otros datos personales) constituye un registro público y puede ser divulgada como respuesta a una solicitud de la Ley de Registros Públicos de California (California Public Records Act)

Fecha: *06-12-19*

### Información de contacto

1. Nombre y apellido: [REDACTED]
2. Teléfono: [REDACTED]
3. Correo electrónico:
4. Organización (si corresponde): *CBE*

### Comentarios sobre la selección y las prioridades de la comunidad

5. ¿Esta comunidad o área de la comunidad fue recomendada el año anterior?  
*SI*
6. ¿Hay nueva información disponible de 2018-2019 que podría considerarse al momento de priorizar las comunidades para este programa?  
*SI*

### Información de la comunidad

7. Nombre de la comunidad (tal como lo conocen los miembros de la comunidad):  
*Bell CA 90201*
8. ¿Qué áreas incluye esta comunidad? (Nombre de la ciudad, nombre del vecindario y código postal):  
*Bell CA 90201*

9. ¿Su comunidad se está recomendando para la implementación de una campaña de monitoreo de aire de la comunidad, para el desarrollo de un programa comunitario de reducción de emisiones, o para ambos?

- Monitoreo del aire de la comunidad  
 Programa comunitario de reducción de emisiones  
 Ambos

10. ¿Por qué y con qué propósito? (Relacionado con la pregunta 10)

Porque hay mucha contaminación y afecta nuestra salud de nuestros vecinos y de nuestras comunidades del sureste de los angeles

11. ¿Cuáles son las características de su comunidad que la convierten en una buena candidata para este programa? Por ejemplo, esto puede incluir una cantidad importante de organizaciones comprometidas con la comunidad, experiencia en el desarrollo y la implementación de planes comunitarios, y experiencia y voluntad demostradas para colaborar con varios participantes (agencias de gobierno, organizaciones comunitarias, empresas, escuelas, hospitales, etc.).

Somos parte de comunidades para un mejor ambiente y tenemos historia que estamos luchando para mejorar la calidad del agua, aire, y tierra.

#### Información adicional

13. ¿Desea inscribirse para actualizaciones sobre el Proyecto de Ley AB617? Seleccione "Sí" si desea ser incluido en la lista de correo electrónico.




Sí



No

Haga clic en enviar para que esta planilla llegue por correo electrónico a AQMD de la Costa Sur: **ENVIAR**



South Coast  
AQMD

## 2019 Formulario de recomendación de su comunidad de AB617

Complete este formulario antes del **30 de junio** y

Envíelo por correo  
electrónico a:  
*ab617@aqmd.gov*

O

Envíelo por correo postal a:  
*Attn: AB617 forms  
21865 Copley Dr.  
Diamond Bar, CA 91765*

**Nota:** La información que usted brinde en esta planilla (lo que incluye información de contacto y otros datos personales) constituye un registro público y puede ser divulgada como respuesta a una solicitud de la Ley de Registros Públicos de California (California Public Records Act)

Fecha: *06-19-19*

### Información de contacto

1. Nombre y apellido: [REDACTED]
2. Teléfono: [REDACTED]
3. Correo electrónico:
4. Organización (si corresponde): *CBE*

### Comentarios sobre la selección y las prioridades de la comunidad

5. ¿Esta comunidad o área de la comunidad fue recomendada el año anterior?  
*SI*
6. ¿Hay nueva información disponible de 2018-2019 que podría considerarse al momento de priorizar las comunidades para este programa?  
*SI*

### Información de la comunidad

7. Nombre de la comunidad (tal como lo conocen los miembros de la comunidad):  
*Maywood CA 90270*
8. ¿Qué áreas incluye esta comunidad? (Nombre de la ciudad, nombre del vecindario y código postal): *Maywood CA 90270*



9. ¿Su comunidad se está recomendando para la implementación de una campaña de monitoreo de aire de la comunidad, para el desarrollo de un programa comunitario de reducción de emisiones, o para ambos?

- Monitoreo del aire de la comunidad  
 Programa comunitario de reducción de emisiones  
 Ambos

10. ¿Por qué y con qué propósito? (Relacionado con la pregunta 10)

porque hay mucha contaminación, y afecta nuestra salud y de nuestros secundarios y nuestras comunidades

11. ¿Cuáles son las características de su comunidad que la convierten en una buena candidata para este programa? Por ejemplo, esto puede incluir una cantidad importante de organizaciones comprometidas con la comunidad, experiencia en el desarrollo y la implementación de planes comunitarios, y experiencia y voluntad demostradas para colaborar con varios participantes (agencias de gobierno, organizaciones comunitarias, empresas, escuelas, hospitales, etc.).

Somos parte de comunidades para un mejor ambiente y tenemos instancias que estamos luchando para mejorar la calidad del aire, agua y tierra

#### Información adicional

13. ¿Desea inscribirse para actualizaciones sobre el Proyecto de Ley AB617? Seleccione "Sí" si desea ser incluido en la lista de correo electrónico.



Sí



No

Haga clic en enviar para que esta planilla llegue por correo electrónico a AQMD de la Costa Sur: **ENVIAR**



## 2019 AB 617 Community Self-Recommendation Form

Please fill out this form by **June 30, 2019** and

Email it to:  
*ab617@aqmd.gov*

OR

Mail it to:  
*Attn: AB617 forms  
21865 Copley Dr.  
Diamond Bar, CA 91765*

**Note: Information provided by you on this worksheet (including contact or other personal information) is a public record and may be released in response to a California Public Records Act request**

Date: 6/28/2019

### Contact Information

1. First and Last Name: [REDACTED]
2. Phone: [REDACTED]
3. Email: [REDACTED]
4. Organization (if applicable): CBE (Communities for a Better Environment)

### Input on Community Selection and Priorities

5. Was this community or community area recommended in the previous year?  
It was on the initial recommendation list, but not the final list. CARB Governing Boardmembers recommended 2019 followup for SELA.
6. Is there any new information available from 2018-2019 that could be considered in prioritizing communities for this program?  
In the last year, SELA community members have continued to face extreme cases of environmental racism. Air quality worsening from industrial fires in residential areas and from diesel-guzzling trucks on the I-710S are some main factors.

### Community Information

7. Community Name (as known by community members):  
SELA - Southeast LA
8. What areas does this community include? (City Name, Neighborhood Name, and Zip Code):  
Should include Huntington Park & Walnut Park (90255), Maywood (90270), Bell & Cudahy (90201), South Gate (90280), Lynwood (90262), and Vernon (90058).

9. Is your community recommending itself for deployment of a community air monitoring campaign, for development of a community emissions reduction program, or both?

- Community air monitoring
- Community emissions reduction program
- Both

10. Why and for what purpose? (Related to question 9)

In Southeast Los Angeles (SELA), major toxic emitters combine with a high concentration of mobile pollution sources, including the Alameda Rail Corridor, diesel trucks on the 710 Freeway, the unresolved Exide lead poisoning, and more. Studies by the SCAQMD conclude that the communities of SELA have some of the highest risks of cancer in this air shed, from breathing unhealthy air.

[Multiple Air Toxics Exposure Study in the South Coast Air Basin, Apr. 1. 2018, Estimation of Cancer Risk p. 80, at:

<http://www.aqmd.gov/docs/default-source/air-quality/air-toxic-studies/mates-iv/mates-iv-draft-report-10-1-14.pdf>]

11. What are the characteristics of your community that make it a good candidate for this program? For example, this could include having many engaged community organizations, experience with developing and implementing community plans, and demonstrated experience and willingness to collaborate with diverse stakeholders (government agencies, community organizations, businesses, schools, hospitals, etc.).


Southeast LA possesses plenty of characteristics that make it an extremely deserving candidate for this program. We have a long legacy of environmental justice organizing; beginning with grassroots community efforts to remove the 5-story concrete rubble from the Northridge earthquake that was unjustly placed in a low-income community of color in Huntington Park. Our continued experience in organizing against the I-710 expansion, Central Metal, and Exide is also evident in our willingness to collaborate with diverse stakeholders. This includes working closely with various city councils, project committees, and different entities within the county.

#### Additional Information

12. Would you like to sign up for updates on AB617? Select "Yes" to be included in the e-mail list.

- Yes
- No

Please save and email this worksheet to [ab617@aqmd.gov](mailto:ab617@aqmd.gov)



South Coast  
AQMD

2019

# AB 617 Community Self-Recommendation Form

Please fill out this form by **June 30, 2019** and

Email it to:  
ab617@aqmd.gov

OR

Mail it to:  
Attn: AB617 forms  
21865 Copley Dr.  
Diamond Bar, CA 91765

Note: Information provided by you on this worksheet (including contact or other personal information) is a public record and may be released in response to a California Public Records Act request

Date: 6/25/19

### Contact Information

1. First and Last Name: [Redacted]
2. Phone: [Redacted]
3. Email: [Redacted]
4. Organization (if applicable):

Communities for a Better Environment

### Input on Community Selection and Priorities

5. Was this community or community area recommended in the previous year?  
Yes

6. Is there any new information available from 2018-2019 that could be considered in prioritizing communities for this program?

The 710 freeway wants to expand, bringing in higher amounts of carbon dioxide, worsening our air, putting our health at risk and displacing our people.

### Community Information

7. Community Name (as known by community members):

South East Los Angeles

8. What areas does this community include? (City Name, Neighborhood Name, and Zip Code):

South Gate, Huntington Park, Maywood, Bell Gardens, Cudahy

9. Is your community recommending itself for deployment of a community air monitoring campaign, for development of a community emissions reduction program, or both?

- Community air monitoring  
 Community emissions reduction program  
 Both

10. Why and for what purpose? (Related to question 9)

Our city is surrounded by freeways, factories, and train tracks, all of which contribute to air pollution and aggravate those who have respiratory problems and other illnesses. Not only do we have air pollution but visual pollution metallic debris in the air and fires in Walnut Park.

11. What are the characteristics of your community that make it a good candidate for this program? For example, this could include having many engaged community organizations, experience with developing and implementing community plans, and demonstrated experience and willingness to collaborate with diverse stakeholders (government agencies, community organizations, businesses, schools, hospitals, etc.).

CBE has been a part of making the TID project better for the community and has shut down factories that polluted into people's homes. We always engage the people because it is them who know the struggle and environmental justice as we face. CBE not only cares about the adults in the community but also the youth.

**Additional Information**

12. Would you like to sign up for updates on AB617? Select "Yes" to be included in the e-mail list.

- Yes  No

Please save and email this worksheet to [ab617@aqmd.gov](mailto:ab617@aqmd.gov)



South Coast  
AQMD

2019

# AB 617 Community Self-Recommendation Form

Please fill out this form by **June 30, 2019** and

Email it to:  
*ab617@aqmd.gov*

OR

Mail it to:  
*Attn: AB617 forms  
21865 Copley Dr.  
Diamond Bar, CA 91765*

Note: Information provided by you on this worksheet (including contact or other personal information) is a public record and may be released in response to a California Public Records Act request

Date: *06/25/19*

### Contact Information

- 1. First and Last Name: [Redacted]
- 2. Phone: [Redacted]
- 3. Email: [Redacted]
- 4. Organization (if applicable): *Communities for a Better Environment*

### Input on Community Selection and Priorities

- 5. Was this community or community area recommended in the previous year?  
*Yes*
- 6. Is there any new information available from 2018-2019 that could be considered in prioritizing communities for this program?  
*Yes*

### Community Information

- 7. Community Name (as known by community members):  
*Communities for a Better Environment*
- 8. What areas does this community include? (City Name, Neighborhood Name, and Zip Code):  
*Southgate, Huntington Park, Bell, South East LA*

9. Is your community recommending itself for deployment of a community air monitoring campaign, for development of a community emissions reduction program, or both?

- Community air monitoring  
 Community emissions reduction program  
 Both

10. Why and for what purpose? (Related to question 9)

! Because we want to see an actual air pollution reduction in our community

11. What are the characteristics of your community that make it a good candidate for this program? For example, this could include having many engaged community organizations, experience with developing and implementing community plans, and demonstrated experience and willingness to collaborate with diverse stakeholders (government agencies, community organizations, businesses, schools, hospitals, etc.).

We're low income, People of color who suffer from different toxic emissions in our air. We deserve a lot more community funding because ~~they~~ (low factors) always target us and politicians don't hear us out and things? This funding would be able to spread our knowledge to other folks.

#### Additional Information

12. Would you like to sign up for updates on AB617? Select "Yes" to be included in the e-mail list.

Yes

No

Please save and email this worksheet to [ab617@aqmd.gov](mailto:ab617@aqmd.gov)



# 2019 AB 617 Community Self-Recommendation Form

Please fill out this form by **June 30, 2019** and

Email it to:  
ab617@aqmd.gov

OR

Mail it to:  
Attn: AB617 forms  
21865 Copley Dr.  
Diamond Bar, CA 91765

**Note: Information provided by you on this worksheet (including contact or other personal information) is a public record and may be released in response to a California Public Records Act request**

Date: June 25, 2010

### Contact Information

1. First and Last Name: [Redacted]
2. Phone: [Redacted]
3. Email: [Redacted]
4. Organization (if applicable): CBE

### Input on Community Selection and Priorities

5. Was this community or community area recommended in the previous year?  
Yes
6. Is there any new information available from 2018-2019 that could be considered in prioritizing communities for this program?

They want to expand the 710 freeway that can give off many pollution, can give kids asthma. There have been fires near schools that affect all Central Valley bad air. Youth and families.

### Community Information

7. Community Name (as known by community members):  
~~Huntington Park~~ South East LA
8. What areas does this community include? (City Name, Neighborhood Name, and Zip Code):  
Huntington Park      Southgate  
Maywood                  Lynwood



9. Is your community recommending itself for deployment of a community air monitoring campaign, for development of a community emissions reduction program, or both?

- Community air monitoring  
 Community emissions reduction program  
 Both

10. Why and for what purpose? (Related to question 9)

Due to many people suffering we want to reduce our pollution so that new youths and elders to be able to breathe properly.

11. What are the characteristics of your community that make it a good candidate for this program? For example, this could include having many engaged community organizations, experience with developing and implementing community plans, and demonstrated experience and willingness to collaborate with diverse stakeholders (government agencies, community organizations, businesses, schools, hospitals, etc.).


Due to being a low income community, with CBE we engage with members of the community to tell them about why so many people suffer through sickness.

#### Additional Information

12. Would you like to sign up for updates on AB617? Select "Yes" to be included in the e-mail list.

- Yes  No

Please save and email this worksheet to [ab617@aqmd.gov](mailto:ab617@aqmd.gov)



South Coast  
AQMD

# 2019 AB 617 Community Self-Recommendation Form

Please fill out this form by **June 30, 2019** and

Email it to:  
ab617@aqmd.gov

OR

Mail it to:  
Attn: AB617 forms  
21865 Copley Dr.  
Diamond Bar, CA 91765

**Note: Information provided by you on this worksheet (including contact or other personal information) is a public record and may be released in response to a California Public Records Act request**

Date: 6/28/19

### Contact Information

1. First and Last Name: [Redacted]
2. Phone: [Redacted]
3. Email: [Redacted]
4. Organization (if applicable): (B)E

### Input on Community Selection and Priorities

5. Was this community or community area recommended in the previous year?  
Yes
6. Is there any new information available from 2018-2019 that could be considered in prioritizing communities for this program?  
  - o 910 Expansion update
  - o the Fire by my school that happened last year at Linda's Newer

### Community Information

7. Community Name (as known by community members):  
SOUTH EAST LAS ANGELES
8. What areas does this community include? (City Name, Neighborhood Name, and Zip Code):  
SOUTH GATES HUNTINGTON PARK, MAYWOOD, LYNNWOOD, BELL GARDENS, BELL

9. Is your community recommending itself for deployment of a community air monitoring campaign, for development of a community emissions reduction program, or both?

- Community air monitoring  
 Community emissions reduction program  
 Both

10. Why and for what purpose? (Related to question 9)

There should be less risk/direction in our community since so much racism is in our community as bad air quality from Venen Major companies, all the emissions and other air quality.

11. What are the characteristics of your community that make it a good candidate for this program? For example, this could include having many engaged community organizations, experience with developing and implementing community plans, and demonstrated experience and willingness to collaborate with diverse stakeholders (government agencies, community organizations, businesses, schools, hospitals, etc.).

I have environmental racism in our community as to why we do work with our community. We work with our people to have our goals met.

#### Additional Information

12. Would you like to sign up for updates on AB617? Select "Yes" to be included in the e-mail list.

- Yes  No

Please save and email this worksheet to [ab617@aqmd.gov](mailto:ab617@aqmd.gov)



South Coast  
AQMD

# 2019 AB 617 Community Self-Recommendation Form

Please fill out this form by **June 30, 2019** and

Email it to:  
*ab617@aqmd.gov*

OR

Mail it to:  
*Attn: AB617 forms  
21865 Copley Dr.  
Diamond Bar, CA 91765*

**Note: Information provided by you on this worksheet (including contact or other personal information) is a public record and may be released in response to a California Public Records Act request**

Date:

### Contact Information

1. First and Last Name: [REDACTED]
2. Phone: [REDACTED]
3. Email: [REDACTED]
4. Organization (if applicable):  
*OBE*

### Input on Community Selection and Priorities

5. Was this community or community area recommended in the previous year?  
*Yes, South Gate*
6. Is there any new information available from 2018-2019 that could be considered in prioritizing communities for this program?  
*710 project*

### Community Information

7. Community Name (as known by community members):  
*South Gate*
8. What areas does this community include? (City Name, Neighborhood Name, and Zip Code): *90280*  
*South Gate  
Lynwood*

9. Is your community recommending itself for deployment of a community air monitoring campaign, for development of a community emissions reduction program, or both?

- Community air monitoring  
 Community emissions reduction program  
 Both

10. Why and for what purpose? (Related to question 9)

My community is really affected by air pollution and other toxic emissions. By setting up the monitors and the program, people will be more aware of their health and safety.

11. What are the characteristics of your community that make it a good candidate for this program? For example, this could include having many engaged community organizations, experience with developing and implementing community plans, and demonstrated experience and willingness to collaborate with diverse stakeholders (government agencies, community organizations, businesses, schools, hospitals, etc.).

South Gate is always looking for better ways to improve people's health and environment around them.

**Additional Information**

12. Would you like to sign up for updates on AB617? Select "Yes" to be included in the e-mail list.

Yes

No

Please save and email this worksheet to [ab617@aqmd.gov](mailto:ab617@aqmd.gov)



**2019**  
**AB 617 Community Self-Recommendation Form**

Please fill out this form by **June 30, 2019** and

Email it to:  
*ab617@aqmd.gov*

OR

Mail it to:  
*Attn: AB617 forms*  
*21865 Copley Dr.*  
*Diamond Bar, CA 91765*

**Note: Information provided by you on this worksheet (including contact or other personal information) is a public record and may be released in response to a California Public Records Act request**

Date:

**Contact Information**

1. First and Last Name [REDACTED]
2. Phone: [REDACTED]
3. Email: [REDACTED]
4. Organization (if applicable):  
*Communities for a Better Environment*

**Input on Community Selection and Priorities**

5. Was this community or community area recommended in the previous year?  
*Yes*
6. Is there any new information available from 2018-2019 that could be considered in prioritizing communities for this program?  
*Yes, An example would be the fire across from Linda Marquez High School.*

**Community Information**

7. Community Name (as known by community members):  
*Southeast Los Angeles*
8. What areas does this community include? (City Name, Neighborhood Name, and Zip Code):  
*South Gate, Maywood, Huntington Park, Walnut Park etc*

9. Is your community recommending itself for deployment of a community air monitoring campaign, for development of a community emissions reduction program, or both?

- Community air monitoring  
 Community emissions reduction program  
 Both

10. Why and for what purpose? (Related to question 9)

Pollution is a huge problem in communities such as Southeast Los Angeles especially with things such as environmental racism.

11. What are the characteristics of your community that make it a good candidate for this program? For example, this could include having many engaged community organizations, experience with developing and implementing community plans, and demonstrated experience and willingness to collaborate with diverse stakeholders (government agencies, community organizations, businesses, schools, hospitals, etc.).

This community has many organizations that are for helping the environment and create a change. It would be a great change because many lives of those citizens will be positively impacted.

#### Additional Information

12. Would you like to sign up for updates on AB617? Select "Yes" to be included in the e-mail list.



Yes



No

Please save and email this worksheet to [ab617@aqmd.gov](mailto:ab617@aqmd.gov)



# 2019 AB 617 Community Self-Recommendation Form

Please fill out this form by **June 30, 2019** and

Email it to:  
*ab617@aqmd.gov*

OR


Mail it to:  
*Attn: AB617 forms  
21865 Copley Dr.  
Diamond Bar, CA 91765*

**Note:** Information provided by you on this worksheet (including contact or other personal information) is a public record and may be released in response to a California Public Records Act request


Date: ~~June 20, 2019~~ *June 25, 2019*

### Contact Information

1. First and Last Name



2. Phone:



3. Email:



4. Organization (if applicable):

*Communities for a Better Environment*

### Input on Community Selection and Priorities

5. Was this community or community area recommended in the previous year?

*yes*

6. Is there any new information available from 2018-2019 that could be considered in prioritizing communities for this program?

*Linda Esperanza Marquez High School had a factory next door that had a fire*

### Community Information

7. Community Name (as known by community members):

*Southeast Los Angeles*

8. What areas does this community include? (City Name, Neighborhood Name, and Zip Code):

*Huntington Park    Cudahy    ~~Lynwood~~ Lynwood  
Walnut Park    Bell Gardens    Vernon  
South Gate    Bell*



9. Is your community recommending itself for deployment of a community air monitoring campaign, for development of a community emissions reduction program, or both?

- Community air monitoring
- Community emissions reduction program
- Both

10. Why and for what purpose? (Related to question 9)

~~There~~ There are many toxic pollutants in our area that needs attention drawn into.

11. What are the characteristics of your community that make it a good candidate for this program? For example, this could include having many engaged community organizations, experience with developing and implementing community plans, and demonstrated experience and willingness to collaborate with diverse stakeholders (government agencies, community organizations, businesses, schools, hospitals, etc.).

- Communities for a Better Environment is located in Southeast LA
- Low income communities will benefit
- low resources in the area

**Additional Information**

12. Would you like to sign up for updates on AB617? Select "Yes" to be included in the e-mail list.

- Yes
- No

Please save and email this worksheet to [ab617@aqmd.gov](mailto:ab617@aqmd.gov)



# 2019 AB 617 Community Self-Recommendation Form

Please fill out this form by **June 30, 2019** and

Email it to:  
*ab617@aqmd.gov*

OR

Mail it to:  
*Attn: AB617 forms  
21865 Copley Dr.  
Diamond Bar, CA 91765*

**Note: Information provided by you on this worksheet (including contact or other personal information) is a public record and may be released in response to a California Public Records Act request**

Date:

### Contact Information

1. First and Last Name: [Redacted]
2. Phone: [Redacted]
3. Email: [Redacted]
4. Organization (if applicable):  
*CBE*

### Input on Community Selection and Priorities

5. Was this community or community area recommended in the previous year?  
*Yes*

6. Is there any new information available from 2018-2019 that could be considered in prioritizing communities for this program?  
*Ground truthing study, fire across Linda Marger High School*

### Community Information

7. Community Name (as known by community members):  
*South Gate      South East LA*

8. What areas does this community include? (City Name, Neighborhood Name, and Zip Code):  
*South Gate, Huntington Park  
Maywood,  
Lynwood,*

9. Is your community recommending itself for deployment of a community air monitoring campaign, for development of a community emissions reduction program, or both?

- Community air monitoring
- Community emissions reduction program
- Both

10. Why and for what purpose? (Related to question 9)

To reduce ~~PM~~ PM matter in our air. And overall improve our city's air quality.

11. What are the characteristics of your community that make it a good candidate for this program? For example, this could include having many engaged community organizations, experience with developing and implementing community plans, and demonstrated experience and willingness to collaborate with diverse stakeholders (government agencies, community organizations, businesses, schools, hospitals, etc.).

Our organization actively attends meetings with ~~our~~ council members ~~to~~ to speak out about the struggles we go through because of living ~~in~~ next to toxic places.

**Additional Information**

12. Would you like to sign up for updates on AB617? Select "Yes" to be included in the e-mail list.

- Yes
- No

Please save and email this worksheet to [ab617@aqmd.gov](mailto:ab617@aqmd.gov)



# 2019 AB 617 Community Self-Recommendation Form

Please fill out this form by **June 30, 2019** and

Email it to:  
[ab617@aqmd.gov](mailto:ab617@aqmd.gov)

OR

Mail it to:  
Attn: AB617 forms  
21865 Copley Dr.  
Diamond Bar, CA 91765

Note: Information provided by you on this worksheet (including contact or other personal information) is a public record and may be released in response to a California Public Records Act request

Date: 6-25-19

### Contact Information

1. First and Last Name: [REDACTED]
2. Phone: [REDACTED]
3. Email: [REDACTED]
4. Organization (if applicable): CBE (Committee for Better Environment)

### Input on Community Selection and Priorities

5. Was this community or community area recommended in the previous year?  
Yes my community has been recommended in the past.
6. Is there any new information available from 2018-2019 that could be considered in prioritizing communities for this program?  
Yes, example being 710 expansion, fires in my communities.

### Community Information

7. Community Name (as known by community members):  
South East Los Angeles
8. What areas does this community include? (City Name, Neighborhood Name, and Zip Code):  
Huntington Park, South Gate, Lynwood, Watts, Cudahay, Bell, Bell Gardens ect.

9. Is your community recommending itself for deployment of a community air monitoring campaign, for development of a community emissions reduction program, or both?

- Community air monitoring  
 Community emissions reduction program  
 Both

10. Why and for what purpose? (Related to question 9)

We as low income communities suffer from environmental racism and having these programs would help us as a community.

11. What are the characteristics of your community that make it a good candidate for this program? For example, this could include having many engaged community organizations, experience with developing and implementing community plans, and demonstrated experience and willingness to collaborate with diverse stakeholders (government agencies, community organizations, businesses, schools, hospitals, etc.).

An organization in our communities is CBE (Communities for a Better Environment) is a really active organization

#### Additional Information

12. Would you like to sign up for updates on AB617? Select "Yes" to be included in the e-mail list.



Yes



No

Please save and email this worksheet to [ab617@aqmd.gov](mailto:ab617@aqmd.gov)



2019  
**AB 617 Community Self-Recommendation Form**

Please fill out this form by **June 30, 2019** and

Email it to:  
*ab617@aqmd.gov*

OR

Mail it to:  
*Attn: AB617 forms  
21865 Copley Dr.  
Diamond Bar, CA 91765*

**Note: Information provided by you on this worksheet (including contact or other personal information) is a public record and may be released in response to a California Public Records Act request**

Date: *6/25/19*

**Contact Information**

- 1. First and Last Name: [Redacted]
- 2. Phone: [Redacted]
- 3. Email: [Redacted]
- 4. Organization (if applicable): *Communities for a Better Environment*

**Input on Community Selection and Priorities**

- 5. Was this community or community area recommended in the previous year?  
*Yes*
- 6. Is there any new information available from 2018-2019 that could be considered in prioritizing communities for this program?  
*Recent factory/industry fires and planned 710 freeway expansion*

**Community Information**

- 7. Community Name (as known by community members):  
*Southeast Los Angeles*
- 8. What areas does this community include? (City Name, Neighborhood Name, and Zip Code):  
*South Gate, Huntington Park, Lynwood, Cudahy, Vernon, Florence - Graham, Walnut Park*

9. Is your community recommending itself for deployment of a community air monitoring campaign, for development of a community emissions reduction program, or both?

- Community air monitoring
- Community emissions reduction program
- Both

10. Why and for what purpose? (Related to question 9)

The region has been historically affected by industry, fires, and freeways. Southeast LA is bounded by 4 freeways and all of them contribute to asthma, cancer, and learning disabilities in low income communities.

11. What are the characteristics of your community that make it a good candidate for this program? For example, this could include having many engaged community organizations, experience with developing and implementing community plans, and demonstrated experience and willingness to collaborate with diverse stakeholders (government agencies, community organizations, businesses, schools, hospitals, etc.).

CBE has worked with city councils, government agencies, and community members. The organization's membership includes youth and adults who are critically engaged in creating better environments in our neighborhoods.


#### Additional Information

12. Would you like to sign up for updates on AB617? Select "Yes" to be included in the e-mail list.

Yes

No

Please save and email this worksheet to [ab617@aqmd.gov](mailto:ab617@aqmd.gov)



South Coast  
AQMD

## 2019 AB 617 Community Self-Recommendation Form

Please fill out this form by **June 30, 2019** and

Email it to:  
[ab617@aqmd.gov](mailto:ab617@aqmd.gov)

OR

Mail it to:  
Attn: AB617 forms  
21865 Copley Dr.  
Diamond Bar, CA 91765

**Note: Information provided by you on this worksheet (including contact or other personal information) is a public record and may be released in response to a California Public Records Act request**

Date: *6/25/19*

### Contact Information

1. First and Last Name: [REDACTED]
2. Phone: [REDACTED]
3. Email: [REDACTED]
4. Organization (if applicable): *CBE*

### Input on Community Selection and Priorities

5. Was this community or community area recommended in the previous year?  
*Yes, this community has been recommended*
6. Is there any new information available from 2018-2019 that could be considered in prioritizing communities for this program?  
*Yes; 710 Expansion, Central Metal, fire near Marquez*

### Community Information

7. Community Name (as known by community members):  
*South East LA (SELA)*
8. What areas does this community include? (City Name, Neighborhood Name, and Zip Code):  
*South Gate, Huntington Park, Bell Gardens, Lynwood, Verman, Walnut Park,  
Bell, ~~ogman~~, Cudahay*



9. Is your community recommending itself for deployment of a community air monitoring campaign, for development of a community emissions reduction program, or both?

- Community air monitoring  
 Community emissions reduction program  
 Both

10. Why and for what purpose? (Related to question 9)

~~What~~, My community has already been impacted by pollution brought from trucks and the industrial companies in Vernon.

11. What are the characteristics of your community that make it a good candidate for this program? For example, this could include having many engaged community organizations, experience with developing and implementing community plans, and demonstrated experience and willingness to collaborate with diverse stakeholders (government agencies, community organizations, businesses, schools, hospitals, etc.).

CBE actively seeks out representatives and other politicians regarding environmental measures.

#### Additional Information

12. Would you like to sign up for updates on AB617? Select "Yes" to be included in the e-mail list.



Yes



No

Please save and email this worksheet to [ab617@aqmd.gov](mailto:ab617@aqmd.gov)



# 2019 AB 617 Community Self-Recommendation Form

Please fill out this form by **June 30, 2019** and

Email it to:  
*ab617@aqmd.gov*

OR

Mail it to:  
*Attn: AB617 forms  
21865 Copley Dr.  
Diamond Bar, CA 91765*

**Note: Information provided by you on this worksheet (including contact or other personal information) is a public record and may be released in response to a California Public Records Act request**

Date: *6/25/2019*

### Contact Information

1. First and Last Name: [Redacted]
2. Phone: [Redacted]
3. Email: [Redacted]
4. Organization (if applicable): *Communities for a Better Environment*

### Input on Community Selection and Priorities

5. Was this community or community area recommended in the previous year?  
*Yes.*
6. Is there any new information available from 2018-2019 that could be considered in prioritizing communities for this program?

*Yes. The 710 freeway expansion plans are progressing, and information about air quality impacts will be available soon. Communities for a Better Environment has also conducting groundtruthing on stationary sources of*

### Community Information

7. Community Name (as known by community members): *Regional planning  
Southeast Los Angeles*
8. What areas does this community include? (City Name, Neighborhood Name, and Zip Code):  
*Huntington Park and Walnut Park (90255), Maywood (90270), Bell (90040),  
Bell Gardens (90201), South Gate (90280), Cudahy (90201),  
Lynwood (90052, 90059, 90262)*

9. Is your community recommending itself for deployment of a community air monitoring campaign, for development of a community emissions reduction program, or both?

- Community air monitoring  
 Community emissions reduction program  
 Both

10. Why and for what purpose? (Related to question 9)

Southeast LA is burdened with air pollution from existing stationary sources of toxics, and there are plans to develop and expand local sources of pollution. The community needs both emissions reduction measures to improve air quality and monitoring to understand the impact of coming projects.

11. What are the characteristics of your community that make it a good candidate for this program? For example, this could include having many engaged community organizations, experience with developing and implementing community plans, and demonstrated experience and willingness to collaborate with diverse stakeholders (government agencies, community organizations, businesses, schools, hospitals, etc.).

There is an active and vibrant environmental justice-focused community in SELA, which includes several long-standing, well-established and impactful organizations, like CBE. The community faces some of the worst air quality in the nation, and residents are aware of and working for solutions.

#### Additional Information

12. Would you like to sign up for updates on AB617? Select "Yes" to be included in the e-mail list.

- Yes  No

Please save and email this worksheet to [ab617@aqmd.gov](mailto:ab617@aqmd.gov)



# 2019 AB 617 Community Self-Recommendation Form

Please fill out this form by **June 30, 2019** and

Email it to:  
ab617@aqmd.gov

OR

Mail it to:  
Attn: AB617 forms  
21865 Copley Dr.  
Diamond Bar, CA 91765

Note: Information provided by you on this worksheet (including contact or other personal information) is a public record and may be released in response to a California Public Records Act request

Date: 06/25/19

### Contact Information

1. First and Last Name: [Redacted]
2. Phone: [Redacted]
3. Email: [Redacted]
4. Organization (if applicable): CBE (Communities for a Better Environment)

### Input on Community Selection and Priorities

5. Was this community or community area recommended in the previous year?  
My community area was recommended in the previous year.
6. Is there any new information available from 2018-2019 that could be considered in prioritizing communities for this program?  
New information available from 2018-2019 that could be considered is the effects of 710 expansion, Central Metal ~~distribution~~ distribution of toxics, and groundtruthing voters.

### Community Information

7. Community Name (as known by community members):  
South East Los Angeles
8. What areas does this community include? (City Name, Neighborhood Name, and Zip Code):  
South Gate, Maywood, Huntington Park, Cudahy, and Bell

9. Is your community recommending itself for deployment of a community air monitoring campaign, for development of a community emissions reduction program, or both?

- Community air monitoring
- Community emissions reduction program
- Both

10. Why and for what purpose? (Related to question 9)

We experienced <sup>experience</sup> environmental racism, lack in resources for a healthy environment, and environmental injustice.

11. What are the characteristics of your community that make it a good candidate for this program? For example, this could include having many engaged community organizations, experience with developing and implementing community plans, and demonstrated experience and willingness to collaborate with diverse stakeholders (government agencies, community organizations, businesses, schools, hospitals, etc.).

Being a part of CBE, we continuously meet with city council members, have group meetings with adult members with issue at hand, and reach out to public about community issues.

#### Additional Information

12. Would you like to sign up for updates on AB617? Select "Yes" to be included in the e-mail list.

- Yes
- No

Please save and email this worksheet to [ab617@aqmd.gov](mailto:ab617@aqmd.gov)



# 2019 AB 617 Community Self-Recommendation Form

Please fill out this form by **June 30, 2019** and

Email it to:  
*ab617@aqmd.gov*

OR

Mail it to:  
*Attn: AB617 forms  
21865 Copley Dr.  
Diamond Bar, CA 91765*

**Note: Information provided by you on this worksheet (including contact or other personal information) is a public record and may be released in response to a California Public Records Act request**

Date:

### Contact Information

- 1. First and Last Name: [Redacted]
- 2. Phone: [Redacted]
- 3. Email: [Redacted]
- 4. Organization (if applicable): *CBE (Communities for a Better Environment)*

### Input on Community Selection and Priorities

- 5. Was this community or community area recommended in the previous year?  
*Yes*
- 6. Is there any new information available from 2018-2019 that could be considered in prioritizing communities for this program?  
*710 freeway expansion, Central Metal*

### Community Information

- 7. Community Name (as known by community members):  
*South East Los Angeles*
- 8. What areas does this community include? (City Name, Neighborhood Name, and Zip Code):  
*South Gate Bell  
Cudahy Huntington Park*

9. Is your community recommending itself for deployment of a community air monitoring campaign, for development of a community emissions reduction program, or both?

- Community air monitoring
- Community emissions reduction program
- Both

10. Why and for what purpose? (Related to question 9)

experience of environmental racism, lack of resources, environmental injustices

11. What are the characteristics of your community that make it a good candidate for this program? For example, this could include having many engaged community organizations, experience with developing and implementing community plans, and demonstrated experience and willingness to collaborate with diverse stakeholders (government agencies, community organizations, businesses, schools, hospitals, etc.).

Engaged community organizations like Communities for a Better Environment (CBE) meet with city council members, have group meetings with youth and adult members. Phone bank, flyer, and communicate environmental injustices to community.

#### Additional Information

12. Would you like to sign up for updates on AB617? Select "Yes" to be included in the e-mail list.

- Yes
- No

Please save and email this worksheet to [ab617@aqmd.gov](mailto:ab617@aqmd.gov)



## 2019 AB 617 Community Self-Recommendation Form

Please fill out this form by **June 30, 2019** and

Email it to:  
*ab617@aqmd.gov*

OR

Mail it to:  
*Attn: AB617 forms  
21865 Copley Dr.  
Diamond Bar, CA 91765*

Note: Information provided by you on this worksheet (including contact or other personal information) is a public record and may be released in response to a California Public Records Act request

Date: 06/28/2019

### Contact Information

1. First and Last Name: [REDACTED]
2. Phone: [REDACTED]
3. Email: [REDACTED]
4. Organization (if applicable): City of Los Angeles/ LA Sanitation & Environment

### Input on Community Selection and Priorities

5. Was this community or community area recommended in the previous year?  
No
6. Is there any new information available from 2018-2019 that could be considered in prioritizing communities for this program?  
Yes, In January 2018, the Strategic Growth Council awarded \$33.5 million to the Watts Rising Collaborative, led by the Housing Authority of the City of Los Angeles (HACLA) as part of the Transformative Climate Communities Program.

### Community Information

7. Community Name (as known by community members):  
Watts
8. What areas does this community include? (City Name, Neighborhood Name, and Zip Code):  
Located in the southeastern portion of the City of Los Angeles, Watts is in the 90002 Zip Code



9. Is your community recommending itself for deployment of a community air monitoring campaign, for development of a community emissions reduction program, or both?

- Community air monitoring
- Community emissions reduction program
- Both

10. Why and for what purpose? (Related to question 9)

Watts is surrounded by numerous sources of intense air pollution and faces serious health disparities and limited transportation options for its residents.

11. What are the characteristics of your community that make it a good candidate for this program? For example, this could include having many engaged community organizations, experience with developing and implementing community plans, and demonstrated experience and willingness to collaborate with diverse stakeholders (government agencies, community organizations, businesses, schools, hospitals, etc.).

The “Watts Rising” plan for neighborhood transformation builds upon a decade of community leadership and planning, including more than 200 community engagement activities and outreach to over 5,000 individuals. After learning about the TCC program, HACLA hosted six public workshops that were attended by over 400 community members, including Watts residents, local government and elected officials, medical providers, educators, environmental and business leaders, community group representatives, and religious leaders.

#### **Additional Information**

12. Would you like to sign up for updates on AB617? Select "Yes" to be included in the e-mail list.

- Yes       No

Please save and email this worksheet to [ab617@aqmd.gov](mailto:ab617@aqmd.gov)



# 2019 EASTERN COACHELLA VALLEY COMMUNITY NOMINATION

AB 617: Community Air Protection Program  
Year 2 Selection

Submitted in partnership with community residents from  
Thermal, Oasis, Mecca, North Shore, and the City of Coachella

---





LOMA LINDA UNIVERSITY  
School of Public Health

*In partnership with community residents of the Eastern Coachella Valley, the above signatories submit this nomination for selection as an AB 617 community in 2019. We thank the partners for supporting the community, and residents for their tireless advocacy, leadership, and dedication to advancing environmental justice in rural communities.*

# TABLE OF CONTENTS

<b>1</b>	Executive Summary
<b>1</b>	Introduction to the Eastern Coachella Valley
<b>3</b>	The Community's Fight for Investment
<b>5</b>	Community Leadership
<b>5</b>	State Resources: Tools and Resources from the Past Year that Call for Action <ul style="list-style-type: none"><li>• California's Sustainable Communities and Climate Protection Act - 2018 Progress</li><li>• California Pesticide Mapping Tool</li><li>• The Salton Sea: A Status Update</li><li>• California's Fourth Climate Change Assessment</li><li>• State of the Air 2019</li></ul>
<b>12</b>	Air Monitoring: How existing air quality programs in the Coachella Valley are insufficient and inadequate <ul style="list-style-type: none"><li>• Geographic Background and Air Quality</li><li>• The Declining Salton Sea</li><li>• Contaminants</li><li>• Coachella Valley: Now one of the smoggiest spots in the United States.</li></ul>
<b>22</b>	Preliminary Priorities for a Healthier ECV <ul style="list-style-type: none"><li>• Community Recommendations for Incentive Fund Consideration</li><li>• Recommendations for Air Monitoring</li></ul>
<b>27</b>	Conclusion
<b>28</b>	References and Appendices

## Executive Summary

Community residents in the Eastern Coachella Valley (ECV) have historically advocated for state, regional, and local attention and assistance to address public health impacts in the region as it is increasingly affected by poor air quality. With the passing of AB 617 in 2017, a new opportunity arose for the region to advance that advocacy (1).

The Eastern Coachella Valley is a rural agricultural region in the desert of eastern Riverside County that's home to low-income communities and communities of color. These unique characteristics make it a beautiful and vibrant place in which to live, but also create many barriers to ensuring that residents have access to clean air and healthy lifestyles. The ECV has air quality challenges that represent a unique combination of rural and urban air quality pollutants.

Since 2011, community residents in the ECV have partnered with local non-profit organizations and other significant stakeholders to advance environmental justice and implement actionable steps to improve the air quality in the region. The passage of AB 617 galvanized advocacy and action around ensuring the selection of the ECV as beneficiary of the bill's implementation. Although the ECV was not selected in the first round of funding, our efforts were not unsuccessful. Residents' testimony and advocacy greatly uplifted the needs of the ECV, but also the level of community engagement and unity to a statewide level. Now in 2019, residents and partners are leveraging that momentum and are setting sights on selection of the ECV in year 2.

In partnership with community residents, we submit this nomination<sup>1</sup> for the Eastern Coachella Valley to **be selected for a community air monitoring program and a community emission reduction plan under AB 617's second year of implementation.** This nomination is a community-led effort that stems from advocacy and efforts to find long-term solutions to improve air quality in the ECV. Under the name *Eastern Coachella Valley*, we include the unincorporated communities of Thermal, Oasis, Mecca, North Shore, as well as the City of Coachella. As outlined and described below, this nomination explains the work that is being led at the community and statewide levels to ensure that the disadvantaged and environmental justice neighborhoods in the ECV are able to breathe clean air and have a good quality of life.

## Introduction to the Eastern Coachella Valley

The Eastern Coachella Valley (ECV) is a region distinguished from the Western Coachella Valley (WCV) as a separate geographic subdivision. The ECV includes the City of Coachella, and the four unincorporated communities of Thermal, Oasis, Mecca, and North Shore. These

---

<sup>1</sup> This Community Nomination Narrative is being submitted in compliment of South Coast AQMD's 2019 AB 617 Community Self-Recommendation Form (see Appendix A-1)

communities are home to underserved, low-income, immigrant communities of color, primarily Mexican in origin, Native American Tribes, and indigenous populations from Mexico. The region is geographically diverse, and is home to a diverse and resilient population. The geographic distinction between the Eastern and Western Coachella Valleys coincides with social and economic inequalities between the regions. While the western side is largely characterized by abundant infrastructure, accessible amenities, golf clubs, and country clubs, residents in the eastern side lack access to the most basic of services like safe drinking water, adequate sewer systems, reliable transportation, recreational spaces, and other amenities that all residents require on a daily basis. Despite the extent of poverty in the ECV, the luxury and exclusivity of more affluent communities like Indian Wells overshadows the unhealthy and unjust living conditions that exist just 30 minutes away. The concentrated poverty of the ECV contrasts with the substantial contribution made by the hard working residents of the ECV to the region's vital economic engines: agriculture, tourism, and goods



movement industries. The ECV is a major hub for agricultural production in Riverside County, producing more than half of the gross agricultural value of the county at over \$500 million annually. While most of the valley's tourist attractions are located in the Western Coachella Valley, many of the workers who power the tourism economy live in the East.

In the east, residents work primarily outdoors in agriculture picking dates, strawberries, grapes, and a myriad of other fruits and vegetables - contributing to one of the most vital agricultural regions in both the state and country. In addition to their arduous agricultural labor, ECV residents are also the backbone of the hospitality and tourism industries in the WCV. But regardless of their contribution to the success and wealth of the desert, the communities they live in receive little investment to improve the living conditions and quality of life. The lack of infrastructure and investment in the ECV makes the population vulnerable to the environmental air quality challenges that the region faces from these industries and the changing natural environment.

The conditions and practices that create risks to health and increase environmental vulnerability in the region include agricultural pesticide application, illegal dumping, hazardous waste facilities, particulate matter from unpaved roads, substandard housing conditions, inadequate

public transportation, inadequate water and wastewater service, goods movement, and the air quality impact of the receding Salton Sea. Despite the number and proximity of pollution sources, the residents of the Eastern Coachella Valley risk being overlooked and marginalized yet again due to a lack of air quality data in the region, low population density, and other rural characteristics.

### **The Community’s Fight for Investment**

Over the course of 2018, stakeholders including residents from the ECV, community-based organizations, and others came together to nominate the ECV for selection under AB 617’s first year of funding and implementation (see Appendix A-3). We held several community meetings and additional meetings with CARB staff to provide community testimony and elevate the air quality issues that exist in the ECV.

Outside of the monthly community meetings that Leadership Counsel hosts with each community in the ECV, we invited CARB staff to the community for a special meeting on AB 617 on two separate occasions. The first community meeting took place at a community leader’s home in North Shore. The purpose of this meeting was to introduce CARB staff and community residents to each other and discuss the overall goal of AB 617



and how communities like the ECV can participate and benefit from the program. Over 40 residents attended the meeting and spoke about the direct impact poor air quality in the region has on their health and especially on their children’s health. This was the first time that CARB staff had met with residents in North Shore and at this meeting, they committed to returning for a second time later in the year at the community’s request.

The second meeting between CARB and community residents took place at the same location on August 30, 2018. At that time, residents were able to continue the conversation they initiated with CARB a few months prior and were able to get more of their questions answered about how CARB planned to address the poor air quality and the subsequent health impacts in the region. A third meeting with CARB and South Coast AQMD took place on February 22, 2019.

The discussions and testimony heard at these meetings were powerful and incredibly valuable for everyone present. Residents’ voices helped elevate the impacts that they experience as a result of the historic inaction from the responsible agencies to improve the conditions in the ECV.

In an effort to continue the community's momentous advocacy, residents and organizations worked together to submit a letter with specific requests to CARB and South Coast AQMD staff in 2018 (see Appendix A-4). These requests included the following:

1. Recommend the selection of the Eastern Coachella Valley for development and deployment of a regulatory air monitoring system in year 1 to the California Air Resources Governing Board.
2. By November 2018, meet with community residents in the ECV - at a time and date that is convenient for residents - to identify and develop priority project proposals for funding from AB 134 funds provided to South Coast AQMD by the Legislature.
3. In conjunction with the discussion of AB 134 funds, meet with community residents in the ECV to identify and develop project proposals for funding from the \$245 million allocation for the Community Air Protection Program in 2018-2019 Greenhouse Gas Reduction Fund expenditure plan.
4. Partner, fund, and complete a health assessment by December 2019 to determine the source of pollution that's causing nosebleeds, asthma attacks, allergies, and other symptoms that are attributed to the poor air quality. CARB and OEHHA shall commit to meeting with community residents by November 2018 to develop the scope and process of this assessment.
5. Develop and implement avenues to integrate community-owned data into the regulatory process and statewide tools like CalEnviroScreen.
6. Recommend the ECV for a Community Emission Reduction Plan in year 2 of AB 617 implementation.

Number three on this list called for a third community meeting to be held as soon as possible to maintain momentum on community engagement and continue working towards a year 1 selection and identification of potential projects that could be funded through the incentive programs. By the time the third meeting was held, year 1 selections were already made, but the meeting still served as a great opportunity for residents to demand a year 2 selection and additional investments from both agencies.



These three meetings and additional convenings that have been and continue to be held with residents on a regular basis demonstrate the amount of dedication and sacrifice that residents are making to ensure that their communities in the ECV are not being left behind in the fight for a better, healthier, and cleaner California.



## **Community Leadership**

One of the benefits of working in the Eastern Coachella Valley is getting to know the level of community leadership that exists. The opportunity to work on AB 617 implementation has allowed us to develop stronger relationships with residents in the ECV. This broad collaboration has developed into a flourishing, vibrant movement, where we advocate in partnership and alongside residents for a better environment that will lead to improved health outcomes.

One of the leaders that has a strong presence in the ECV is a resident of North Shore, who is a member of the Purhépecha community. This individual has been working diligently with residents, local organizations, elected officials, and higher education institutions to bring about change in her community. Most notably, she initiated a research study in partnership with the University of California, Riverside, to better understand the health conditions in the ECV related to asthma and other respiratory and health issues (see Appendix A-6). As the community leader's work concludes on this health study, she will be able to compile the information and share it with community partners, residents, and agencies that can use the data to better quantify the conditions and impact that air pollution has on the ECV.

Community leadership is also extremely powerful. Residents from across the ECV have united to demonstrate the tremendous needs that exist here. They advocate for themselves and their region by participating in meetings, writing letters, and traveling to Sacramento to represent the region in very important hearings on issues that impact their lives. This advocacy has existed for decades. Residents' commitment to a robust public participation process reflects their readiness to work collaboratively and effectively with CARB and South Coast AQMD to develop a diverse local community steering committee and guide the air monitoring and emission reduction plans. Under the leadership of residents in the ECV, partner organizations and agencies are ready and willing to initiate this collaborative process and assist with establishing the committee, support with outreach, establish relationships with air quality experts, and help develop the necessary technical analysis to inform program implementation.

## **State Resources: Tools and Publications From the Past Year that Call for Action**

### **1. California's Sustainable Communities and Climate Protection Act - 2018 Progress Report**

The past year has been essential for identifying and tracking the State's progress in attaining its emissions targets set for 2020. With the release of the California's Sustainable Communities and Climate Protection Act's Progress Report of 2018 (SB 150 Report), it is clear that the state must not only regulate the polluters responsible for major emission sources, but must also assist communities that are being affected the most by this pollution (2). As stated in the report, "California is not on track to meet the greenhouse gas reductions expected under SB 375 for 2020..." The findings detailed in the report clearly highlight how public health, equity and

economic progress have suffered and will continue to suffer if California's failure to achieve its goals continues (2).

## 2. California Pesticide Mapping Tool

In the discussion of toxic emissions and community exposures, one of the most concerning and overlooked sources of pollution is pesticide use in rural agricultural communities. As in year 1 of AB 617 implementation, there continues to be limited attention to pesticide exposure. In air pollution discussions, pesticides are overlooked when compared to emission sources in urban areas, such as diesel particulates. This, in turn, limits the ability of rural communities to receive meaningful and equitable investments. According to the statute, communities with high cumulative exposure burdens for criteria air pollutants and toxic air contaminants shall be prioritized, especially if these communities are identified as disadvantaged communities, as are the communities in the ECV.

The communities in the ECV are in the 92nd to 95th percentile for all census blocks in the state for pesticide applications according to the CalEnviroScreen data gathered from 2014-2017. In two of the three census blocks mapped, over 3 million pounds of active ingredients were applied per square mile (3). The highest use in all three areas was of Metam Sodium, an organosulfur compound.

Metam sodium is recognized by the state of California as a Carcinogen, Cholinesterase Inhibitor, Endocrine Disruptor, Fumigant, Reproductive and Developmental Toxicant, and Toxic Air Contaminant. It is widely used as a soil fumigant, pesticide, herbicide, and fungicide.

Bensulide is an organophosphate insecticide. According to the EPA, "Organophosphates (OPs) are a class of insecticides, several of which are highly toxic. Until the 21st century, they were among the most widely used insecticides available. Thirty-six of them are presently registered for use in the United States, and all can potentially cause acute and subacute toxicity. Organophosphates are used in agriculture, homes, gardens and veterinary practices; however, in the past decade, several notable OPs have been discontinued for use, including parathion, which is no longer registered for any use, and chlorpyrifos, which is no longer registered for home use" (4).

In addition, sulfur is highly used as a fungicide in these communities, which the U.S. EPA considers low toxicity, but which can pose respiratory problems nonetheless. According to a recent study sponsored by the National Institute of Environmental Health Sciences (NIEHS), children living about a half-mile or less from recent elemental sulfur applications compared to unexposed children experienced reduced lung function, more asthma-related symptoms and higher asthma medication use (5).

Additional pesticides of particular concern used near these communities include glyphosate, an herbicide, a Carcinogen (recent focus of \$289 million victorious lawsuit by school landscaper against Monsanto); Eptc, a Cholinesterase Inhibitor and Reproductive and Developmental Toxicant; 1,3-dichloropropene, a Fumigant, Carcinogen, and Toxic Air Contaminant; and chlorpyrifos, a Cholinesterase Inhibitor and Reproductive and Developmental Toxicant (and soon to be classified Toxic Air Contaminant).

- **Oasis Pesticide Results** - Census Tract 6065045609 has 5,880 people.

This indicator represents the reported use of 70 hazardous and volatile pesticides in 2012-2014. Only pesticides used on agricultural commodities are included in the indicator. The data is averaged over the census tract area, and some application may be adjacent to (instead of within) the census tract.

This census tract has an estimated 3,158.782 pounds of active ingredients used per square mile. The percentile for this census tract is 95, meaning it is higher than 95% of the census tracts in California.

The selected pesticides with highest use in this tract are:

1. Metam Sodium
2. Hydrogen Cyanamide
3. Methyl Bromide
4. EPTC
5. 1,3-Dichloropropene

- **Thermal Pesticide Results** - Census Tract 6065045605 has 10,543 people.

This indicator represents the reported use of 70 hazardous and volatile pesticides in 2012-2014. Only pesticides used on agricultural commodities are included in the indicator. The data is averaged over the census tract area, and some application may be adjacent to (instead of within) the census tract.

This census tract has an estimated 3,456.528 pounds of active ingredients used per square mile. The percentile for this census tract is 95, meaning it is higher than 95% of the census tracts in California.

The selected pesticides with highest use in this tract are:

1. Metam Sodium
2. Chloropicrin

3. 1,3-Dichloropropene
4. Hydrogen Cyanamide
5. Chlorthal Dimethyl

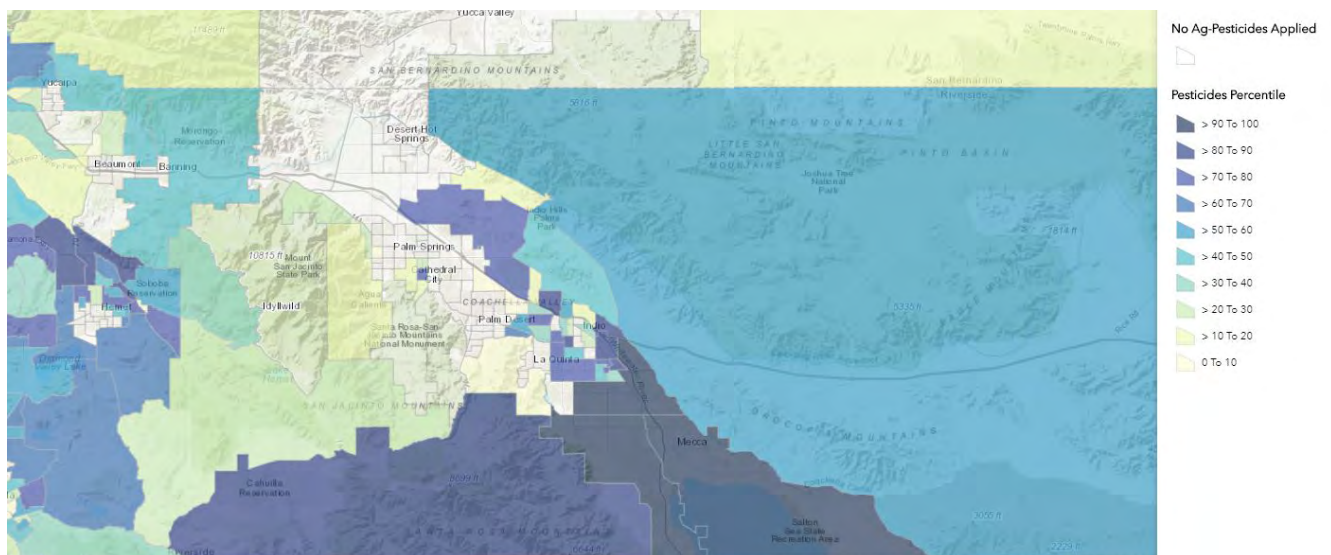
- **Mecca and North Shore Pesticide Results** - Census Tract 6065045604 has 13,694 people.

This indicator represents the reported use of 70 hazardous and volatile pesticides in 2012-2014. Only pesticides used on agricultural commodities are included in the indicator. The data is averaged over the census tract area, and some application may be adjacent to (instead of within) the census tract.

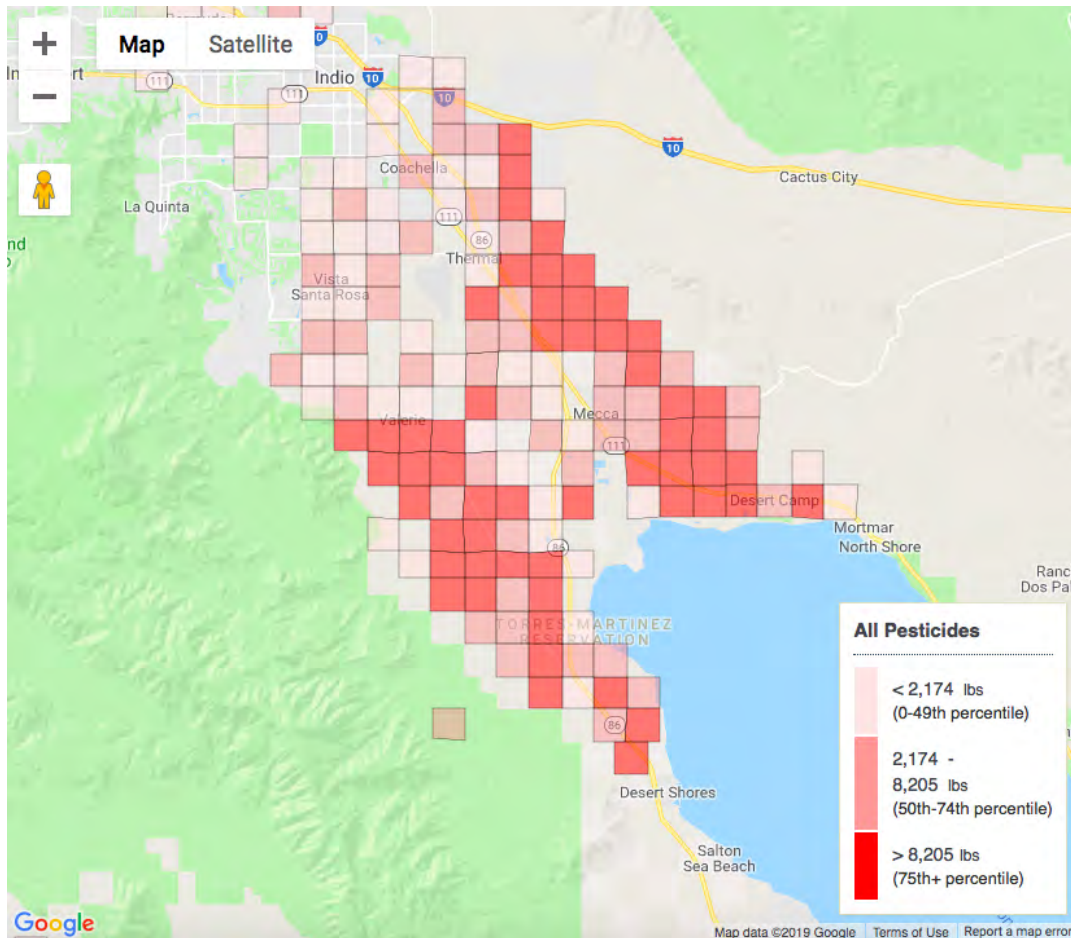
This census tract has an estimated 1,899.291 pounds of active ingredients used per square mile. The percentile for this census tract is 92, meaning it is higher than 92% of the census tracts in California.

The selected pesticides with highest use in this tract are:

1. Metam Sodium
2. Hydrogen Cyanamide
3. 1,3-Dichloropropene
4. Chloropicrin
5. EPTC



*Figure 1. Map information about agriculture use of pesticides in the Eastern Coachella Valley, taken from the CalEnviroScreen 3.0 Pesticides Mapping Tool (3).*



**Figure 2. Map of Eastern Coachella Valley which depicts the heavy concentration of pesticide pollution in the unincorporated region for 2012-2014 (6).**

Below are a few more details from the Pesticide Mapping Tool related to the unincorporated communities:

Community	Description
<p><b>Thermal</b></p>	<ul style="list-style-type: none"> <li>- The most concentrated part of Thermal is mostly within a 1 mile by 1 mile section in which 908 pounds of pesticides were applied in 2016, including 834 pounds of the lung-inhibiting sulfur.</li> <li>- In the 1 mile by 1 mile section immediately to the right of Thermal's section, a total of 12,709 pounds of pesticides were applied in 2016, including 6,350 pounds of metam sodium, a Carcinogen, Cholinesterase Inhibitor, Endocrine Disruptor, Fumigant, Reproductive and Developmental Toxicant, and Toxic Air Contaminant.</li> <li>- In the 1 mile by 1 mile section adjacent and to the bottom right of Thermal's section, a total of 2,227 pounds of pesticides were applied in</li> </ul>

	<p>2016, including 1,094 pounds of bensulide, which is a Cholinesterase Inhibitor, and 1,034 pounds of glyphosate, a Carcinogen.</p> <ul style="list-style-type: none"> <li>- In the 1 mile by 1 mile section immediately below Thermal’s section, a total of 9,017 pounds of pesticides were applied in 2016, including 3,568 pounds of lung-inhibiting sulfur; 1,817 pounds of Eptc, a Cholinesterase Inhibitor and Reproductive and Developmental Toxicant; and 1,518 pounds of glyphosate, a Carcinogen.</li> </ul>
<b>Oasis</b>	<ul style="list-style-type: none"> <li>- Oasis is in a 1 mile by 1 mile section in which 8,521 pounds of pesticides were used in 2016, most of which were sulfur.</li> <li>- In the 1 mile by 1 mile section immediately to the right of Oasis’ section, 6,096 pounds of metam sodium were used in 2016.</li> </ul>
<b>Mecca and North Shore</b>	<ul style="list-style-type: none"> <li>- The most concentrated part of Mecca is mostly within a 1 mile by 1 mile section in which 5,526 pounds of pesticides were applied in 2016, including 5,153 pounds of the lung-inhibiting sulfur.</li> <li>- In the 1 mile by 1 mile section adjacent and to the top right of Mecca’s section, a total of 56,871 pounds of pesticides were applied in 2016, including 9,149 pounds of metam sodium, a Carcinogen, Cholinesterase Inhibitor, Endocrine Disruptor, Fumigant, Reproductive and Developmental Toxicant, and Toxic Air Contaminant; 3,032 pounds of 1,3-dichloropropene, a Fumigant, Carcinogen, and Toxic Air Contaminant; and 908 pounds of chlorpyrifos, a Cholinesterase Inhibitor and Reproductive and Developmental Toxicant (and soon to be classified Toxic Air Contaminant).</li> <li>- In the 1 mile by 1 mile section adjacent and to the bottom right of Mecca’s section, a total of 3,387 pounds of pesticides were applied in 2016, including 2,222 pounds of glyphosate, a Carcinogen, used.</li> </ul>

### 3. The Salton Sea: A Status Update

The ECV is also home to the once very vibrant and popular Salton Sea. Today, however beautiful it continues to be, the receding Sea is now creating an unwanted and very harmful impact on the surrounding communities as the finely grained playa is increasingly exposed.

In mid 2018, The Legislative Analyst’s Office (LAO) released “The Salton Sea: A Status Update” which provides an overview of the Salton Sea and how the State is progressing in

implementing Phase 1 of the Salton Sea Management Program (7-8). The report states “due to the high winds and arid climate around the Sea, this fine dust can become airborne, thereby increasing the amount of particulate matter in the air in the Imperial and Coachella Valleys. Over time, particulate matter can become trapped in the lungs - causing asthma attacks, bronchitis, and lung diseases” (7).

In an effort to highlight the public health impacts being caused by the Sea and the slow movement by the State in implementing the 10-year plan, LAO accurately points out how absent mitigation efforts are further perpetuating the consequences faced by residents near the Sea. The report goes on to say that “the air quality around the Sea is already poor, due to existing airborne particulate matter from the surrounding desert [and] agricultural activities...” and affirming that the “region consistently fails to meet federal air quality standards designed to protect public health” (8).

#### 4. California’s Fourth Climate Change Assessment: Inland Deserts Region Report

California’s Fourth Climate Change Assessment: Inland Deserts Region Report identifies this area as the hottest and driest region in the State. Extreme temperatures and a rapidly changing climate further perpetuates the level of pollution and public health impacts faced by communities in the desert. But key findings included in the report regarding environmental justice, highlight how environmental changes perpetuated by climate change “are not uniformly distributed across communities and population demographics” (9). An individual's ability to rapidly adapt to environmental changes also depends heavily on their socio-economic status, mobility, employment opportunities, and language barriers, as listed in the report. While these changes may have a higher probability of impacting children, senior citizens, and individuals with existing respiratory or cardiovascular disease, communities of color and low-income communities are always the first to experience and most vulnerable to climate change. The ECV in particular, is one of the Inland Desert region’s most disadvantaged areas that is already experiencing the effects of climate change.

#### 5. State of the Air 2019

The American Lung Association recently released their 2019 State of the Air which gave Riverside County an “F” for its air quality - a failing grade for Ozone Particle Pollution 24-hour and Annual Particle Pollution. The report finds that four in 10 people in the United States live in counties that have unhealthy levels of ozone or particle pollution (10). This report, in addition to others, is alarming in its findings and should encourage all agencies to work with urgency to ensure emission reductions throughout the most vulnerable and highly exposed communities.

## **Air Monitoring: How existing air quality programs in the Coachella Valley are insufficient and inadequate.**

Many rural regions lack monitoring programs and thus data on air quality. This puts rural residents at a disproportionate disadvantage for not being able to rely on the regional air districts to protect them against public health hazards. The ECV is one of these regions. While the ECV is consistently acknowledged to have poor air quality, detailed real-time data are lacking. This limits the ability of residents - many of whom experience the health impacts of poor air quality - to advocate for themselves and gain the ear of elected officials for mitigation. Below, we detail the problem in the ECV, provide background on air quality data, and provide specific recommendations for enhancing the air quality monitoring programs in the region.

Poor air quality in the ECV stems from mobile, industrial, and environmental sources. Some major contributors are the decline of the Salton Sea - exposing playa with high wind erosion potential - agricultural activities, and the biomass recycling industry near the community of Mecca. Despite a growing number of pollution sources, there is a lack of real-time air quality data available to residents and policy-makers in the region.

### **1. Geographic Background and Air Quality**

The elevation of the Coachella Valley extends from 479 feet in Palm Springs, down to -226 feet at the shoreline of the Salton Sea in the community of North Shore. The air quality across the Coachella Valley varies with blown-sand in the west of the valley, heavy agricultural activity in the eastern valley (including smoke from controlled burns and increasing fires), goods movement along the highways, and industrial activity near the Desert View Power Plant under Greenleaf Power.

The ECV consistently falls below the level of safe air quality standards as determined by the United States Environmental Protection Agency. Residents in the ECV have raised concerns about poor air quality for many years and have requested more monitoring sites. There are various reasons for their requests, including the existence of odors that make residents ill and a general lack of knowledge of where these odors originate and what their health impacts are. Focused discussions with community residents have addressed the lack of timely and adequate data on air quality. In 2011, students and staff at Saul Martinez Elementary School in Mecca became ill from odors. The school was closed, students and staff were evacuated, and several were taken to the hospital. However, there was no way to pinpoint the source of these odors or their composition. In 2012, the entire South Coast Region was inundated with odors originating at the Salton Sea.

The air monitoring network that South Coast AQMD has in the Coachella Valley meets or exceeds U.S. EPA monitoring requirements. However, meeting minimum monitoring requirements is just one factor in determining the value of sites and measurements. There are many potential sources that decrease air quality in the ECV including diesel particulates from



goods movement, pesticide drift, smoke from burning agricultural residues and at dump sites, exposed easily eroded soils, and sand and energy plants. However, without adequate monitoring sites, the emissions from these sources are not measured and their potential health effects remain unknown.

## 2. The Declining Salton Sea

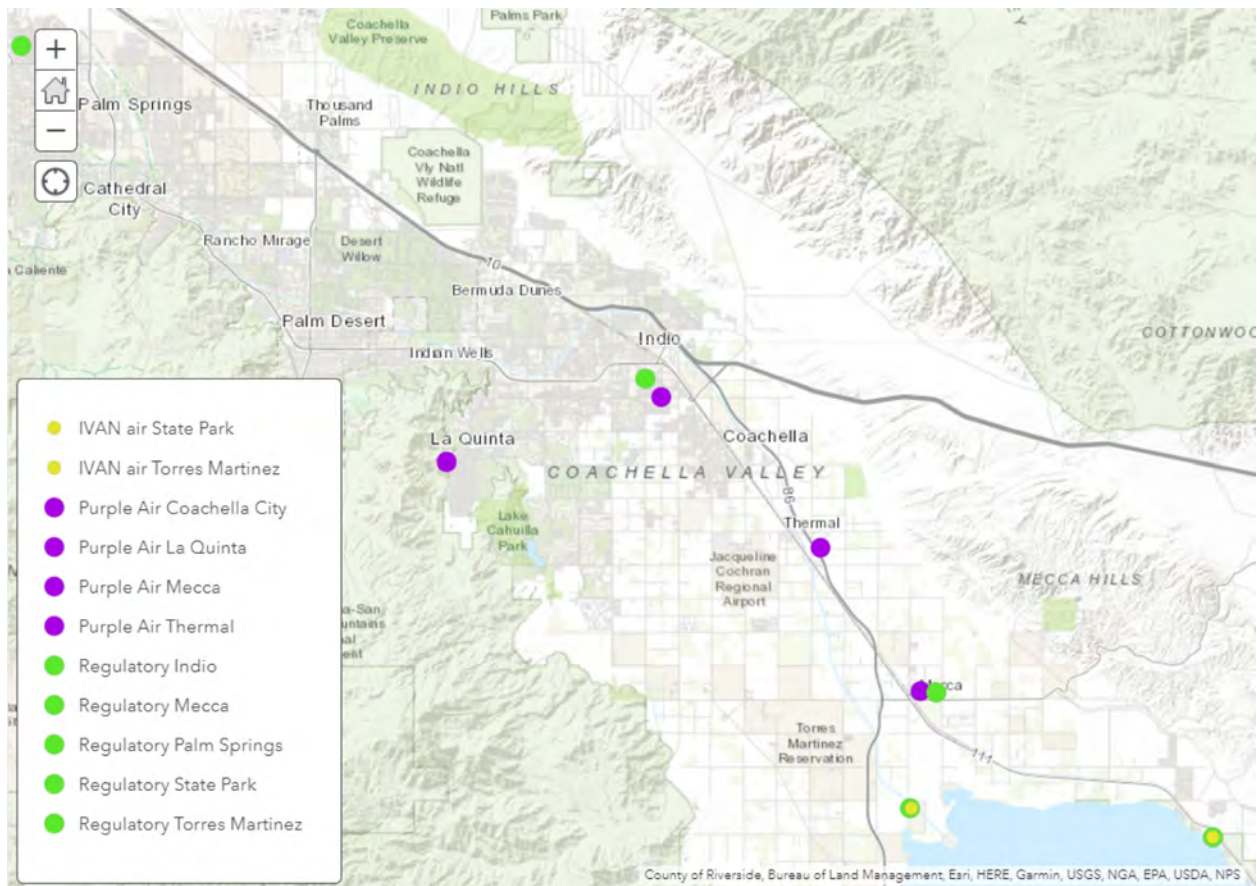
Stakeholders, local advocates, and community members have been raising awareness about the dangerous public health implications that can be caused by the Salton Sea. By 2028, it is expected that 48,000 acres of playa will be exposed at the Salton Sea, raising concerns about the increased level of exposure to windblown contaminants from the wind-erodible playa (8). The wind blows toward the South East (toward the Salton Sea) for most of the year with the exception of the summer months when it can reverse direction and blow from the Salton Sea into the Eastern Coachella Valley.



*Figure 3. Overview map of the Salton Sea which highlights the most populated communities adjacent to it in red*

The state agency that is managing the Salton Sea works with the Imperial Irrigation District (IID) and the California Air Resources Board (CARB) to collect air quality data from around the lake. The air sensors with publically available data include four regulatory sensors located in the ECV, one regulatory sensor in Palm Springs, three purple air sensors in the ECV, and two IVAN air sensors in the ECV (Figure 3) (11-12).

Research conducted by Dr. Ryan Sinclair, a Professor at Loma Linda University School of Public Health in partnership with Alianza Coachella Valley, finds that regulatory sensor data is not available in real time for residents of the ECV. Currently, there are only five sensors that measure PM10 and PM2.5 in the entire Coachella Valley. The data acquired by these sensors shows that there is a difference in data quality between regulatory sensors and low-cost sensors.



**Figure 4. Map of publicly accessible air quality sensors in the Coachella Valley as of January 2019. Two Co-located sensors by the Salton Sea show two colors (11-12).**

### 3. Contaminants

There are four air quality contaminants that are monitored by a network of regulatory sensors near the Salton Sea: on Torres Martinez Indian Reservation land, in North Shore, Mecca, Indio, and Palm Springs. Those contaminants are **PM<sub>10</sub>**, **PM 2.5**, **H<sub>2</sub>S** and **Ozone**. However, there are others that are not monitored, including selenium which can pose serious health risks. A summary of these measurements and the real-time air quality indicator for the entire valley is on the South Coast AQMD website (13). While the real time air quality indicator is updated every hour for the entire Coachella Valley, air quality is not separated for the east or west portions of the valley. The raw sensor data to generate this information is available to the public on CARB’s Air Quality Information System (AQMIS) with a delay ranging from a few days to 2 months for data screening and quality control (14). The H<sub>2</sub>S sensor data from 2 sensors is the only South Coast AQMD real-time public data summary available online that is designed to inform the public about air quality at the Salton Sea (15).

#### a. PM 10

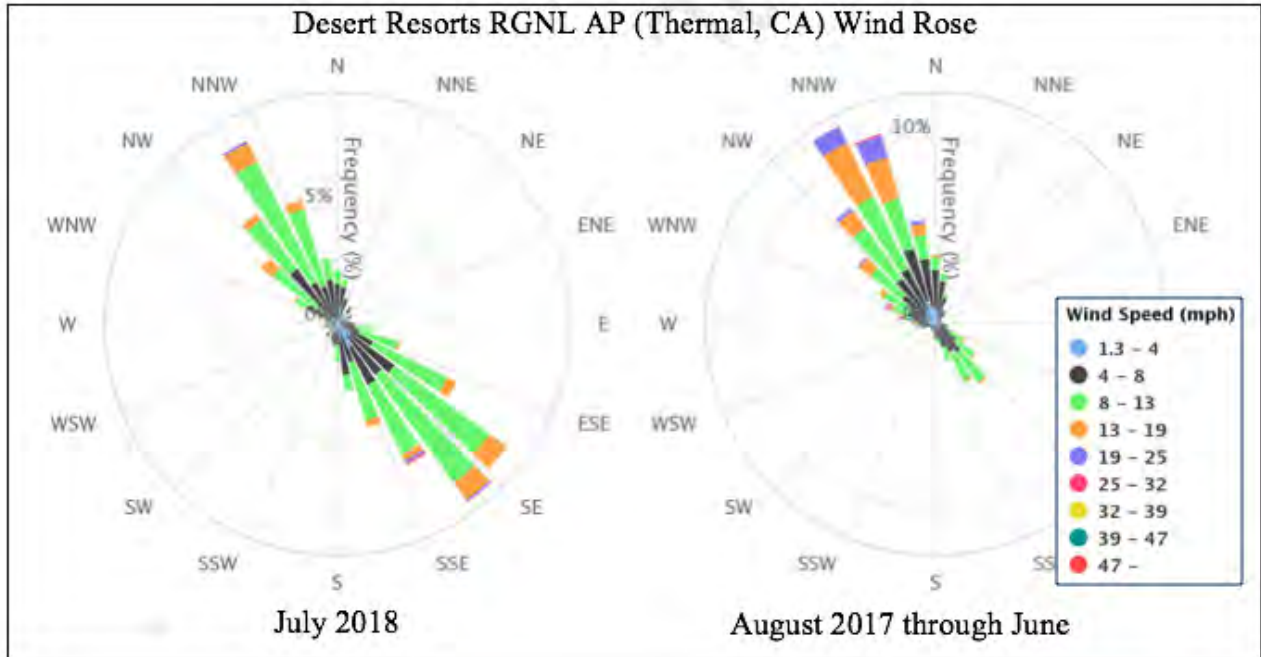
The PM<sub>10</sub> air quality problem has put the Coachella Valley out of federal and state compliance since 1990 (16-18). PM<sub>10</sub> is the larger type of particle that is generated by erosion and fragmentation of the desert soils “that may be further pulverized by motor vehicles on roadways

and re-suspended in the air” and then blown in the valley’s heavy winds (18). The federal standard for PM10 is not to exceed  $150 \mu\text{g}/\text{m}^3$  over a 24 hour period more than once per year over three years. The state standard for PM10 is not to exceed  $50 \mu\text{g}/\text{m}^3$  more than once per year over three years (13).

The source of PM10 non-compliance in most of the Coachella Valley is from blow-sand and construction activities caught in the general southeastern wind and reported on four of the five regulatory sensors of the valley (Table 1 and Figure 4). Agricultural sources of PM10 in the agricultural zone south of Indio and do not contribute to PM10 reports because the prevailing winds blow southeast for most of the year (Figure 5), away from the sensors. The exception to this is for the months of July and August when the winds reverse direction and blow into the Eastern Coachella Valley from the Salton Sea (Figure 6).



**Figure 5. Salton Sea 2018 High Wind Directions (Pointing Upwind). Figure from the California Air Resources Board (19).**



*Figure 6. Wind direction and Speed Shifts: July of 2018 (left) vs. the rest of the year (right).*

The five regulatory sensors placed in the Coachella Valley are designed to measure PM10 with high precision. The data for 2018 were evaluated for a [white paper](#) to determine the correlation between the Indio TEOM sensor and the Saul Martinez TEOM in two air sensors that are 12.8 miles away from each other (20-21). The correlation between these two regulatory sensors is high considering the distance between the sensors.

This analysis also evaluates the utility of two low cost Purple Air sensors ability to estimate the PM10 that is measured by nearby regulatory sensors (22). This is a field-scale analysis that evaluates low-cost sensors within a mile of a regulatory sensor. This is different than two sensors co-located at the AQSPEC field evaluations (23). The two regulatory sensors that are compared to the two Purple Air sensors are located at two different sites in Indio and Mecca.

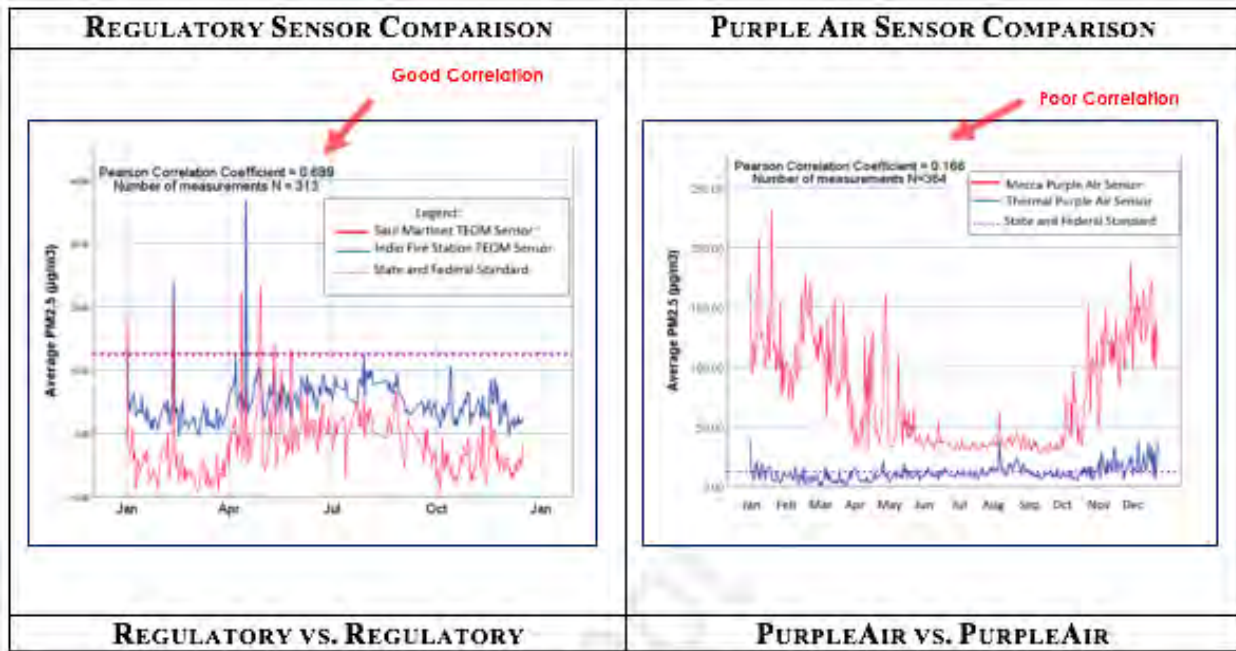


Figure 7. Graphs showing comparison data from regulatory and Purple Air Monitors for PM10.

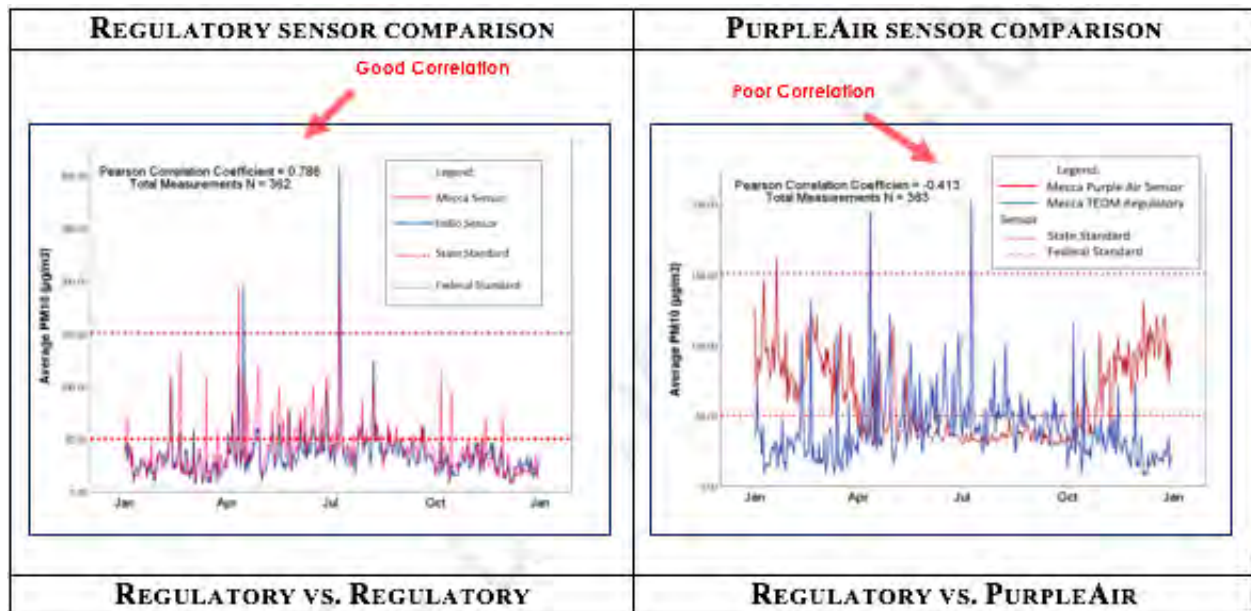


Figure 8. Graphs showing comparison data from regulatory and Purple Air Monitors for PM2.5.

The Indio TEOM sensor is located 4050 feet away from a PurpleAir sensor and the Mecca sensor is located 1750 feet away from another comparable PurpleAir sensor. The graphs above in Figure 7 show that there was no correlation in the PM10 data streams from the PurpleAir sensors when compared to the nearby regulatory sensors or when compared to other nearby PM10 PurpleAir sensors.

This was true for data comparisons in Mecca and in the City of Coachella. The low cost PurpleAir sensors do not reliably estimate PM10 values. This discrepancy is due to the PurpleAir sensors not having a field calibration and a unique type of light scattering error that exists for

large particles in a laser sensor designed for smaller particle counting (24). The South Coast AQMD AQ SPEC is currently evaluating two new low cost sensor platforms that field calibrate laser sensors to a mobile air quality platform. These newer low-cost sensors could be alternatives to the PurpleAir PM10 calibration challenges (24). Given these discrepancies, it is important for South Coast AQMD and CARB to develop an air monitoring system that can be calibrated near regulatory monitors. These systems should be developed with community residents and must ensure that residents have full access to the data to truly reflect a community-driven process.

**Table 1. Regulatory Sensors located in the Coachella Valley as of April 1, 2019. The sensor text with active hyperlinks can be downloaded from the AQMIS.**

Sensor Site Name	Available sensors.
Torres–Martinez 33601	<a href="#">H<sub>2</sub>S</a> , <a href="#">TEOM<sub>PM2.5</sub></a> , <a href="#">Outdoor Temperature</a> , <a href="#">Relative Humidity</a> , <a href="#">Wind Direction-Scalar</a> , <a href="#">Wind Speed-Scalar</a> , <a href="#">Barometric Pressure</a>
Salton Sea Park 33602	<a href="#">TEOM<sub>PM10</sub></a> , <a href="#">TEOM<sub>PM2.5</sub></a> , <a href="#">Outdoor Temperature</a> , <a href="#">Relative Humidity</a> , <a href="#">Wind Direction-Scalar</a> , <a href="#">Wind Speed-Scalar</a> , <a href="#">Barometric Pressure</a>
Indio-Jackson Street 33157	<a href="#">O<sub>3</sub></a> , <a href="#">Hi-Vol PM<sub>10</sub></a> , <a href="#">TEOM<sub>PM10</sub></a> , <a href="#">PM<sub>2.5</sub></a> , <a href="#">Outdoor Temperature</a> , <a href="#">Relative Humidity</a> , <a href="#">Wind Direction-Scalar</a> , <a href="#">Wind Direction-Resultant</a> , <a href="#">Wind Speed-Resultant</a> , <a href="#">Wind Speed-Scalar</a> , <a href="#">Barometric Pressure</a>
Mecca-Saul Martinez 33033	<a href="#">H<sub>2</sub>S</a> , <a href="#">TEOM<sub>PM10</sub></a> , <a href="#">Outdoor Temperature</a> , <a href="#">Relative Humidity</a>
Palm Springs-Fire Station 33137	<a href="#">O<sub>3</sub></a> , <a href="#">CO</a> , <a href="#">NO<sub>2</sub></a> , <a href="#">Total NMHC</a> , <a href="#">Hi-Vol PM<sub>10</sub></a> , <a href="#">TEOM<sub>PM10</sub></a> , <a href="#">PM<sub>2.5</sub></a> , <a href="#">Outdoor Temperature</a> , <a href="#">Relative Humidity</a> , <a href="#">Wind Direction-Scalar</a> , <a href="#">Wind Direction-Resultant</a> , <a href="#">Wind Speed-Resultant</a> , <a href="#">Wind Speed-Scalar</a> , <a href="#">Barometric Pressure</a>

b. PM 2.5

The ECV TEOM sensors for PM10 are often co-located with regulatory sensors for PM2.5. Public data is available for only PM2.5 sensors at two of the five Coachella Valley regulatory sensor locations (Table 1). PM2.5 is a smaller particulate size than PM10. PM2.5 is a useful indicator of automobile combustion, forest fires and gases emitted from industries. CARB studies found that the Salton Sea playa will not emit the PM2.5 air particle fraction (25). The

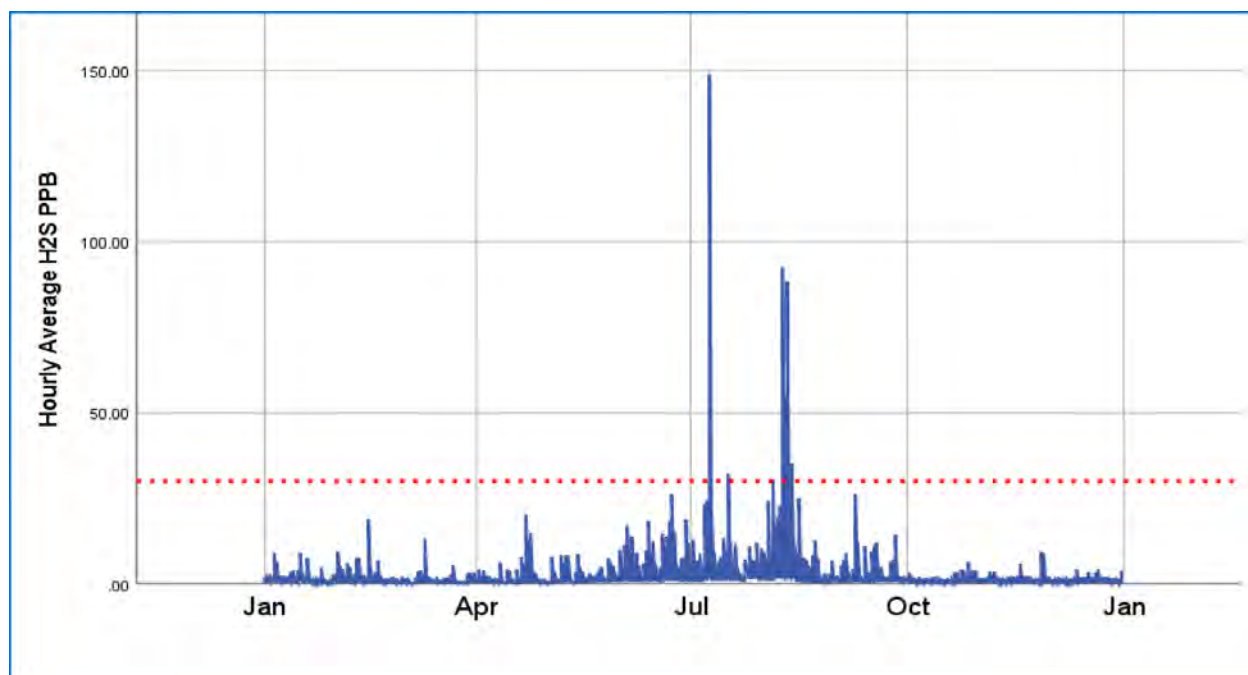
federal standard should not exceed a mean of  $12 \mu\text{g}/\text{m}^3$  averaged over 3 years or a 24-hour occurrence above  $35 \mu\text{g}/\text{m}^3$ . The state standard should not exceed a mean of  $12 \mu\text{g}/\text{m}^3$  averaged over 1 year (14).

Figure 8 above shows that regulatory sensors located in Mecca and Coachella give similar readings and trends for PM2.5. The PurpleAir sensors did not show a similar trend for two nearby sensors with the Mecca sensor showing results consistently above the state standard. These low-cost sensors succeed in showing spikes when there is poor air quality, but they don't stay in calibration. The PurpleAir readings will get higher as the sensor ages without calibration. The baseline data for the Mecca sensor (Figure 7) is far above the Thermal sensor and needs calibration. There are new generations of low-cost sensors that are designed to adapt to this problem.

c. H<sub>2</sub>S

The Hydrogen Sulfide release from the Salton Sea is a unique environmental phenomenon that is only partially understood and known to occur on the north side of the lake during the summer months (26). Hydrogen Sulfide is not an Ambient Air Quality Standard routinely measured by the USEPA or the South Coast AQMD, but it is the best indicator for monitoring the odor associated with the natural cycling that occurs during the summer.

The South Coast AQMD's website is set up for the public to review hourly data from two sensors located close to the Salton Sea (15). The H<sub>2</sub>S spikes in air quality happen in the summer, which is also the time that the wind often changes direction and blows from the Salton Sea into the Eastern Coachella Valley (Figure 9).



**Figure 9. The H<sub>2</sub>S sensor data for the Saul Martinez school site in the community of Mecca, CA shown with the California state guideline of 30ppb per hour average.**

The guideline for H<sub>2</sub>S is that it should not exceed 30 µg/m<sup>3</sup>. Figure 9 shows that during the summer months, the H<sub>2</sub>S often exceeds this value.

#### d. Ozone

One component of poor air quality is ground level ozone (O<sup>3</sup>). Ozone is a component of smog produced when nitrogen oxides (NO<sub>x</sub>) combine with volatile organic compounds (VOCs) and “cook” in the summer heat (13). Emissions from industrial facilities and electric utilities, motor vehicle exhaust, gasoline vapors, and chemical solvents are some of the major sources of NO<sub>x</sub> and VOCs. Ozone at ground level is a pollutant that affects lung health. Coachella Valley ozone levels consistently exceed federal ozone standards that require an 8 hour average to be below 0.08ppm. While there is some generated in the Coachella Valley, a large proportion of the valley’s ozone drifts in from the coastal and central Los Angeles County and other upwind areas of the South Coast Air Basin.

Ozone is a hazard in the Eastern Coachella Valley during the late afternoon hours. This is because Ozone takes time to form and then be carried east to the ECV in the winds through the Banning Pass and Palm Springs. The sensor in Indio shows that ozone is highest from 5-6pm depending on the season and wind direction. The Indio and Palm Springs sensor locations are the only places where Ozone is measured in the Coachella Valley.

This year, the Coachella Valley is expected to officially have the smoggiest air in the nation, joining the San Joaquin Valley in this distinction. Due to extreme heat waves and wildfires in recent years, ozone levels in the Coachella Valley have increased dramatically, prompting the South Coast AQMD to request a voluntary re-classification from the U.S. Environmental Protection Agency (U.S. EPA) for the 1997 8-hour federal standard for ozone in the Coachella Valley. If granted, the area will be reclassified to “extreme” status and will allow South Coast AQMD up to five additional years to reach attainment (29).

In recent years, the Coachella Valley has been classified as a “severe-15” nonattainment region for the State’s ambient air quality standards including the 8-hour ozone National Ambient Air Quality Standards (NAAQS). It is also classified as serious nonattainment for PM<sub>10</sub> from 1992 through 2018. Recent changes in weather due to climate change and other factors derailed the air district’s trajectory to achieve compliance with the Clean Air Act by June 2019 (30).

This further highlights the issues being faced by residents in the Coachella Valley. The air district’s inability to meet their initial June 2019 deadline for attainment clearly reflects the lack of investment in and prioritization of the ECV. Now, the air district believes that an additional five years will allow them to address the problem more effectively. South Coast AQMD states that addressing poor air quality at the source is the most effective way of cleaning the air and reducing emissions. In effect, this is a way of alleviating the district of responsibility for the high



ozone levels in the ECV. This rationale does not relieve the air district in providing mitigation directly to the communities that are being impacted by ozone moving in from other regions in the district. Communities cannot and should not be left to fend for themselves while the problem impacting them is being addressed elsewhere. As this process and reclassification request moves forward to the EPA, we ask that in the development of the State Implementation Plan (SIP), South Coast AQMD identify specific rules and regulations that will guide real emission reductions in the Coachella Valley (see Appendix A-7 for LCJA Comment Letter).

#### e. Selenium

Selenium is a possible air quality contaminant that is carried on windblown dust from the Salton Sea. There is research data available on the occurrence of selenium transported with particulates but no empirical data from AQ sensors. Selenium is a health hazard that should be monitored and available as daily sensor data. A study from UC Riverside scientists evaluated the contaminants of the Salton Sea and found that the playa zones of the Salton Sea contain high concentrations of selenium that have the potential to become airborne and adhere to the PM10 particles blowing from the playa. UC Riverside scientists found that concentration of PM10 selenium varies by season (31).

An earlier study found several other agricultural runoff salts, pesticides and metals in the upper 30cm of playa sediment (32). Of those runoff-associated chemicals, the UC Riverside scientists found that selenium concentrations in the air represent a major public health concern. CARB has worked to monitor selenium around the Salton Sea. There is no data on active monitoring of selenium available to the public.

#### 4. Coachella Valley: Now one of the smoggiest spots in the United States

Ozone and particulate matter can create a host of health impacts commonly and consistently referenced by ECV residents. These include the serious risks of pulmonary and lung disease, increased mortality, respiratory related hospital admissions and emergency room visits, exacerbation of symptoms in sensitive patients with respiratory or cardiovascular disease, declines in pulmonary function or growth in children, increased lung cancer, asthma related hospital admissions, school absences and lost work days which in turn create undue financial burdens and stress.

Agricultural practices, including pesticide application, are also concerning to community residents in the ECV. Notably, the ECV ranks at or above the 90th percentile for exposure to pesticide application. In fact, a 2013 cumulative environmental analysis developed by the UC Davis Center for Regional Change in partnership with the California Institute for Rural Studies found that “the ECV has much higher agricultural pesticide applications than the Western Coachella Valley and the county as a whole” (33). Most of the Eastern Coachella Valley households are within one mile of agricultural activity. The use of pesticides has been correlated with pesticide exposure and with acute pesticide-related illness, and there is evidence of association between pesticide use and chronic disease.

Similarly, on and off farm equipment and associated goods movement make this region highly trafficked. The Coachella Valley holds the competitive advantage of having the I-10 Freeway and SR-86. These routes connect to Southern California, Arizona, and Northern Mexico's truck routes. In addition, there is also UP Railroad's mainland that intersects the ECV. Although these are beneficial routes for trade, they are also cutting through communities, and exacerbating the already polluted air. According to Southern California Association of Governments report on the Transportation Goods Movement System, goods movement equipment including trucks and trains "are among the largest contributors to regional air pollution, which must be reduced to comply with federal law and improve quality of life. Criteria pollutants such as NOx, PM2.5, SOX, and CO can have significant health impacts, including asthma and other respiratory ailments, increased stress and increased cancer risk" (34).

Additionally, little to no public transportation services in the region force ECV residents to rely solely on personal occupancy vehicles for travel to their sources of employment, basic services and education. Poverty levels and annual household incomes in the region limit access to more efficient or zero emission vehicles thus creating increased reliance on older, less efficient and polluting vehicles which contribute to greenhouse gas emissions and criteria air pollutants. Extreme heat and reduced precipitation patterns also greatly affect the health of ECV residents. With poorly built infrastructure, residents who rely on public transportation often stand at bus stops on unpaved roads in temperatures that may reach 120 degrees or higher.

As a major agricultural production area, there is a large population of farm workers in the Eastern Coachella Valley who often work under these extreme weather conditions for over eight hours a day. Working in fields next to open desert areas and around the Salton Sea, farmworkers are exposed not only to toxic emissions from pesticides but also to the persistent ozone, as well as windstorms and sandstorms that regularly occur in the region, increasing exposure to harmful dust from fields, roads, and the receding shores of the Salton Sea.

### **Preliminary Priorities for a Healthier ECV**

Our goal as advocates and residents of the Eastern Coachella Valley is to have the region be selected as an AB 617 community in December 2019 for both a community air monitoring program and a community emission reduction plan. Once selected, the community will be able to initiate ongoing communication with the air district and CARB to establish a community steering committee that will be vital in implementing both programs. This is an opportunity that community residents have been working towards for several years, and are now ready to begin implementing.

As a result of our engagement in AB 617 in 2018, the community of North Shore also demanded that CARB and South Coast AQMD conduct a health study to identify the source of chronic

nosebleeds occurring in this particular community. Since then, we have been coordinating with Dr. Ryan Sinclair to bring this effort to fruition. Community residents will soon be submitting a proposal to CARB which will describe the scope and budget of the study. This will be a community-led effort that will expand to nearby communities in the future.

There are also other opportunities that residents have identified which can be supported through CARB's incentive and other available funding sources (see Appendix A-8) (35).

#### 1. Community Recommendations for Incentive Fund Consideration

Although AB 617 has been a great stepping stone for environmental justice communities, there are still numerous other opportunities for ensuring that these communities receive the proper investment to reduce emissions and improve air quality and public health at the community level.

The following items include projects that community residents have identified as possible mitigation measures for the region's poor air quality. While these ideas are preliminary and subject to change, our hope is that these will serve as a guide for South Coast AQMD and CARB in determining future projects to implement in the ECV by using incentive funding, California Climate Investments, and other sources geared toward advancing environmental justice in disadvantaged and vulnerable communities. Project identification and selection should be further discussed and developed with residents to ensure their top priorities are being met.

- **Paving of Polanco Parks:** Polanco Parks are one of the main sources of affordable housing in the ECV. They are small mobile home parks consisting of 14 units or less, primarily housing farmworkers. Polanco Parks have significant infrastructure deficiencies. Given the location and conditions in these Parks, residents are constantly exposed to dust particles because of the lack of paving in these communities. In 2015, AB 1318 provided significant air quality mitigation funding for the implementation of paving projects in the ECV which the Air Quality Benefit Assessment estimated to have reduced 60 tons of PM2.5. This community driven project benefited 35 mobile home parks and approximately 3,700 residents; nonetheless, there are still a significant number of Polanco Parks that need paved roads. Community members have shared the benefits and continue to actively advocate in different spaces for another round of paving as a top

priority. Leadership Counsel and Pueblo Unido CDC can provide information on these parks for future paving opportunities (see Appendix A-9).

- **Air filtration for mobile homes:**

Mobile homes are the primary source of housing in the unincorporated communities of the ECV which are primarily located within Polanco Parks and other, larger mobile home parks. Due to the dilapidated conditions of many of these mobile homes and the lack of funding for new units or rehabilitation of such they don't have the proper infrastructure to adequately filter the air. Many residents have



expressed that mosquitos and dust particles are easily transferred into the homes from the outside which they believe are causing breathing and nosebleed issues for children. The current incentive funding guidelines proposed by CARB state that only schools are eligible for air filtration, but we are recommending that this be extended to mobile homes and other types of shelters.

- **Electrification of school buses:** During several planning meetings for the development of the Transformative Climate Communities Plan, residents have identified the electrification of school buses as a priority to improve air quality in the region. The current bus fleet of the Coachella Valley Unified School District is outdated and a major source of air pollution for the youth.



- **Electric rideshare for ECV:** There are a number of clean mobility projects of interest to residents that can qualify for incentive funding and improve connectivity and access in the ECV. Given the rural characteristics of the ECV, electric rideshare and vanpool programs, along with the appropriate and sufficient infrastructure, would be effective at reducing greenhouse gas emissions.

- **South Coast AQMD CARE Student Program:** It would be beneficial to implement the CARE student program in elementary schools in the ECV in order to educate young children about air pollution and health, air quality flags, and what they can do in their everyday lives to help clean the air. Providing this knowledge will help encourage youth to care for the environment at an early age.
- **Transformative Climate Communities (TCC):** In 2018, the ECV received a TCC planning grant to develop the *Eastern Coachella Valley Action Plan for Climate Resilience* (see Appendix A-10 for map of planning area). The Action Plan will be finalized in July 2019 and will include numerous project recommendations to improve climate resiliency throughout the ECV. Air monitoring and emission reduction were top priorities identified in the plan and other projects identified can supplement AB 617 programs.
- **Salton Sea - Dust Mitigation:** AB 617 funds should allow South Coast AQMD to take the role as a community advocate for the Salton Sea Management Plan's (SSMP) dust mitigation program. The SSMP program is already more than one year behind schedule and has not implemented many of the planned activities for the northern part of the Salton Sea. South Coast AQMD should be actively collecting air samples that help validate the necessity of dust mitigation from the increasing amount of playa around the lake. Communities also identified other dust mitigation projects in the TCC Action Plan, like urban greening.

These are just a few, preliminary ideas that residents have discussed as ways to reduce the health impacts from air pollution in the ECV. There are a number of other funding sources and potential projects that South Coast AQMD and CARB should consider when working towards reaching attainment and permanently improving air quality in the Coachella Valley. As mitigation solutions, these projects are highly important to residents, but they also ask to see more regulations and enforcement to reduce emissions at the source.

## 2. Recommendations for Air Monitoring

Given the history of the ECV and the growing level of air pollution in the region, community residents have come together to demand cleaner air in their communities. We have seen residents raise their concerns to elected officials and agencies, as well as develop their own initiatives to bring awareness to the air quality issues they experience every day. In partnership with Leadership Counsel, the unincorporated communities of Thermal, Oasis, Mecca, North Shore, and the City of Coachella submit this nomination to be selected as an AB 617 community in its second year of implementation for both air quality monitoring and an emissions reduction program.

#### a. Regulatory Sensors

We recommend that more regulatory sensors be placed throughout the ECV. Once placed, these monitors should:

- Produce data streams that are publically available with real-time data similar to the two H<sub>2</sub>S monitors located in Mecca and at the Salton Sea.
- Be routinely maintained by South Coast AQMD or other approved organizations.
- Include sensors that are specific to detect environmental air quality hazards from the Salton Sea, the industrial pollutants from the Mecca industrial complex, and particulate pollution from the regional agricultural activity, unique to the ECV.
- Include additional parameters that are specific to the ECV's unique air quality basin. This includes monitoring the potential of wind and Salton Sea emissions of Selenium, VOCs and H<sub>2</sub>S.

#### b. Low-Cost Sensors

To further address the issue of low-cost sensors, we recognize the potential for these sensors to document and detect precise occurrences of air quality concerns that may occur only in specific locations of the ECV.

An example of this is the use of PurpleAir sensors that are inexpensive and can alert the public to hazardous air quality that may occur only in specific locations. While we would like to have these networks available, we also recognize that low cost sensors can drift out of calibration after several months of use. The low cost sensor measurement of PM<sub>10</sub> is also susceptible to humidity and wind. As a result, the readings from low cost sensors can be artificially high and may misinform residents. To address this concern, low cost **sensors should be routinely maintained and cited by South Coast AQMD** in partnership with trained community scientists. South Coast AQMD is well positioned to tackle this problem of “sensor drift”. The district houses the AQ-SPEC, the only low-cost sensor testing center in the United States. Scientists from this center have been working with several manufacturers to evaluate “sensor drift” and PM<sub>10</sub> false positive issues. Those scientists should advise the above-signed organizations on improved monitoring with low-cost sensors in the ECV. The following are recommended:

- Low cost sensors should be maintained by a South Coast AQMD housed program that maintains the sensors to give accurate readings of PM<sub>2.5</sub> and PM<sub>10</sub> that are networked together for automated regional calibrations and routine field calibrations.
- Selenium should be continually monitored as a component of PM<sub>10</sub> emissions. Daily sample frequencies of selenium should increase when the prevailing wind blows Northwest in the Summer.
- More low-cost air monitoring stations should be located in proximity to possible air pollution emitting sites in the ECV. These low-cost sensors should house a suite of

parameters that include VOCs, H<sub>2</sub>S, PM10, PM2.5 and the necessary climatic measurements.

## Conclusion

In an effort to advance environmental justice and climate resilience, the above signatories fully support and strongly recommend the selection of the Eastern Coachella Valley as an AB 617 community in 2019 for both a community air monitoring program and a community emission reduction plan. Community residents in the ECV have long demonstrated their capacity and dedication to working with community-based organizations, agencies, elected officials, and other stakeholders to improve air quality at the community level. Residents are fully prepared and willing to continue their engagement with AB 617, develop a diverse and powerful community steering committee, and lead the effort for clean air in the ECV.

We look forward to continuing our collaboration with CARB and South Coast AQMD to advance the intent and spirit of AB 617 and environmental justice. For all future communication regarding the ECV and this nomination, contact Rebecca Zaragoza at (760) 774-3528 or email [rzaragoza@leadershipcounsel.org](mailto:rzaragoza@leadershipcounsel.org).



*Residents representing the Eastern Coachella Valley at a 2018 CARB hearing in Sacramento.*

## References

1. AB-617: Nonvehicular air pollution: criteria air pollutants and toxic air contaminants (2017) Online at: [https://leginfo.legislature.ca.gov/faces/billNavClient.xhtml?bill\\_id=201720180AB617](https://leginfo.legislature.ca.gov/faces/billNavClient.xhtml?bill_id=201720180AB617)
2. California Air Resources Board, Progress Report: California's Sustainable Communities and Climate Protection Act (2018).
3. California Environmental Health Screening Tool 3.0 (2017), Office of Environmental Health Hazard Assessment.
4. California Department of Pesticide Regulation, California Environmental Protection Agency.
5. Raanan R, Gunier R, Eskenazi B. The Effect of Elemental Sulfur on Pediatric Lung Function in an Agricultural Community. *Environ Health Perspect.* 2017;125(8). <https://ehp.niehs.nih.gov/doi/10.1289/ehp528>.
6. California Environmental Health Tracking Program, California Department of Public Health. Agricultural Pesticide Mapping Tool. Data from the California Department of Pesticide Regulation Pesticide Use Report Database, 1991-2015. 2017. Online at [www.cehtp.org/pesticidetool](http://www.cehtp.org/pesticidetool).
7. Taylor, Mac. *The Salton Sea: A Status Update*. Legislative Analyst's Office. 29 August, 2019.
8. California Natural Resources Agency. Salton Sea Management Program Phase I: 10-Year Plan [Internet]. Salton Sea Management Program. 2017 [cited 2019 Jan 9]. Available from: <http://resources.ca.gov/salton-sea/salton-sea-management-program/>
9. California's Fourth Climate Change Assessment - Inland Deserts Region Report, 2018.
10. Online at: <https://www.lung.org/our-initiatives/healthy-air/sota/key-findings/people-at-risk.html>
11. California Air Resources Board. Air Monitoring Sites - Interactive Map [Internet]. California Air Resources Board. 2018 [cited 2019 Jan 9]. Available from: [https://www.arb.ca.gov/qaweb/mapdemo/map\\_module.php](https://www.arb.ca.gov/qaweb/mapdemo/map_module.php)
12. IVAN Air Monitoring Network. Online at: <https://ivan-coachella.org/air/map>
13. South Coast Air Quality Management District. Current Air Quality Index [Internet]. 2019 [cited 2019 Apr 2]. Available from: <https://www.arcgis.com/apps/webappviewer/index.html?id=dd4a15deed8647edacb14f140ca83d05>
14. CARB. Air Quality and Meteorological Information System (AQMIS) [Internet]. [cited 2019 Apr 2]. Available from: [https://ww3.arb.ca.gov/qaweb/site.php?s\\_arb\\_code=33033https://ww3.arb.ca.gov/research/aaqs/pm/pm.htm](https://ww3.arb.ca.gov/qaweb/site.php?s_arb_code=33033https://ww3.arb.ca.gov/research/aaqs/pm/pm.htm)
15. South Coast Air Quality Management District. The Salton Sea Hydrogen Sulfide Monitoring [Internet]. 2016 [cited 2019 Apr 2]. Available from: <https://saltonseaodor.org/>
16. South Coast Air Quality Management District. Coachella Valley PM10 Attainment Redesignation Request and Maintenance Plan [Internet]. 2017 [cited 2019 Mar 1]. Available from: <https://www.aqmd.gov/home/air-quality/clean-air-plans/coachella-valley-pm10-plan/cv-pm10-redesig-req>
17. Terra Nova. Air Quality Background Report For the Coachella Valley Multiple Species Habitat Conservation Plan/ Natural Community Conservation Plan. Terra Nova Planning & Research, Inc.; 2003.



18. Bahreini R. Characterizing the Impact of Salton Sea Water Management and Restoration Practices on Regional Air Quality. p.7. Report No.: NIWR2015CA335B.
19. SALTON SEA MAP
20. Written by Ryan Sinclair PhD and Josi Gaio of Loma Linda University and Gail Wadsworth of the California Institute for Rural Studies.
21. Tapered Element Oscillating Microbalance (TEOM) regulatory sensor for measuring PM10 and PM2.5. <https://www.qld.gov.au/environment/pollution/monitoring/air/air-monitoring/measuring/oscillating-microbalance>
22. PurpleAir: Air Quality Monitoring <https://www.purpleair.com/>
23. AQSPEC. Air Quality Sensor Performance Evaluation Center [Internet]. 2019 [cited 2019 Jan 23]. Available from: <http://www.aqmd.gov/aq-spec>
24. Andrea Polidori. An interview about low cost air sensor data. 2019.
25. Earl Withycombe. Salton Sea 2018 Air Quality Update. California Air Resources Board; 2018. Report No.: 190214.
26. Reese BK, Anderson MA, Amrhein C. Hydrogen sulfide production and volatilization in a polymictic eutrophic saline lake, Salton Sea, California. *Sci Total Environ* [Internet]. 2008 Nov [cited 2019 Apr 2];406(1–2):205–18. Available from: <https://linkinghub.elsevier.com/retrieve/pii/S0048969708007687>
27. HABs Reporting Map Dashboard [Internet]. Tableau Software. [cited 2019 Apr 5]. Available from: [https://public.tableau.com/views/HABsReportingMapDashboard/Dashboard2?:embed=y&:showVizHome=no&:host\\_url=https%3A%2F%2Fpublic.tableau.com%2F&:tabs=no&:toolbar=yes&:animate\\_transition=yes&:display\\_static\\_image=no&:display\\_spinner=no&:display\\_overlay=yes&:display\\_count=yes&:loadOrderID=0](https://public.tableau.com/views/HABsReportingMapDashboard/Dashboard2?:embed=y&:showVizHome=no&:host_url=https%3A%2F%2Fpublic.tableau.com%2F&:tabs=no&:toolbar=yes&:animate_transition=yes&:display_static_image=no&:display_spinner=no&:display_overlay=yes&:display_count=yes&:loadOrderID=0)
28. Tesson SVM, Skjøth CA, Šantl-Temkiv T, Löndahl J. Airborne Microalgae: Insights, Opportunities, and Challenges. *Appl Env Microbiol* [Internet]. 2016 Apr 1 [cited 2019 Apr 8];82(7):1978–91. Available from: <https://aem.asm.org/content/82/7/1978>
29. Online at: <http://www.aqmd.gov/docs/default-source/news-archive/2019/cv-ozone-reclass.pdf>
30. CLEAN AIR ACT
31. Frie AL, Dingle JH, Ying SC, Bahreini R. The Effect of a Receding Saline Lake (The Salton Sea) on Airborne Particulate Matter Composition. *Environ Sci Technol*. 2017 Aug 1;51(15):8283–92.
32. Vogl RA, Henry RN. Characteristics and contaminants of the Salton Sea sediments. *Hydrobiologia*. 2002 Apr 1;473(1):47–54.
33. London, J., Greenfield, T., Zagofsky T. (2013). Revealing the Invisible Coachella Valley: Putting Cumulative Environmental Vulnerabilities on the Map. Davis CA: UC Davis Center for Regional Change.
34. Southern California Association of Governments (2015). Transportation Goods Movement System - RTP/SCS Appendix
35. Online at: <https://ww2.arb.ca.gov/our-work/topics/incentives>

## **Appendix A – Supplemental Documents**

1. 2019 AB 617 Community Self-Recommendation Form
2. Community Resident Signatures in support of the AB 617 ECV Nomination
3. AB 617 Community Nomination – Eastern Coachella Valley Year 1
4. Letter of Requests to CARB and South Coast AQMD
5. North Shore Resident Letter – Salton Sea (Spanish and English)
6. Asthma in the Coachella Valley – Study Findings from the UCR School of Medicine
7. Comment Letter to South Coast AQMD from LCJA regarding the Reclassification Request for the Coachella Valley
8. Comment Letter to CARB regarding the Incentive Funding Guidelines
9. List of Polanco Parks with paving status – Riverside County
10. Transformative Climate Communities – Map of the ECV Planning Area



## 2019 AB 617 Community Self-Recommendation Form

Please fill out this form by **June 30, 2019** and

Email it to:  
*ab617@aqmd.gov*

OR

Mail it to:  
*Attn: AB617 forms  
21865 Copley Dr.  
Diamond Bar, CA 91765*

**Note:** Information provided by you on this worksheet (including contact or other personal information) is a public record and may be released in response to a California Public Records Act request

Date:

### Contact Information

1. First and Last Name:

2. Phone:

3. Email:

4. Organization (if applicable):

### Input on Community Selection and Priorities

5. Was this community or community area recommended in the previous year?

6. Is there any new information available from 2018-2019 that could be considered in prioritizing communities for this program?

### Community Information

7. Community Name (as known by community members):

8. What areas does this community include? (City Name, Neighborhood Name, and Zip Code):

9. Is your community recommending itself for deployment of a community air monitoring campaign, for development of a community emissions reduction program, or both?

- Community air monitoring
- Community emissions reduction program
- Both

10. Why and for what purpose? (Related to question 9)


11. What are the characteristics of your community that make it a good candidate for this program? For example, this could include having many engaged community organizations, experience with developing and implementing community plans, and demonstrated experience and willingness to collaborate with diverse stakeholders (government agencies, community organizations, businesses, schools, hospitals, etc.).


**Additional Information**


12. Would you like to sign up for updates on AB617? Select "Yes" to be included in the e-mail list.


- Yes                       No

**Please save and email this worksheet to [ab617@aqmd.gov](mailto:ab617@aqmd.gov)**
























A series of horizontal lines on the right side of the page, serving as a template for writing. There are 18 lines in total, arranged in two columns of nine lines each.

Two horizontal lines at the bottom left of the page, serving as a template for writing.



A series of horizontal lines on the right side of the page, arranged in two columns. The top column contains 15 lines, and the bottom column contains 3 lines. These lines are evenly spaced and appear to be part of a form or a set of guidelines for writing.

A series of three horizontal lines on the bottom left side of the page, arranged in a single column. These lines are evenly spaced and appear to be part of a form or a set of guidelines for writing.



---

---

---

---

---

---

---

---

---

---

---

---

---

---

---

---

---

---

---

---

---

---

---

---

---

---



# AB 617 Community Self-Nomination

Eastern Coachella Valley  
Coachella, Thermal, Oasis, Mecca, North Shore

## COMMUNITY OF MECCA



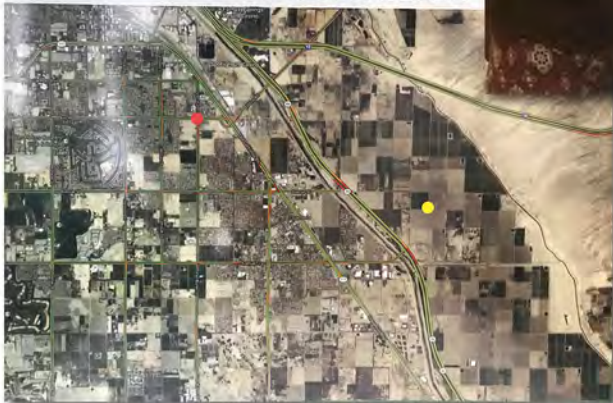
## COMMUNITY OF OASIS



## COMMUNITY OF THERMAL



## CITY OF COACHELLA



## COMMUNITY OF NORTH SHORE



Submitted by:  
Leadership Counsel  
for Justice and Accountability (LCJA)  
ALIANZA  
Comite Civico del Valle (CCV)





## TABLE OF CONTENTS

<b>Community Nomination Narratives</b>	<b>2</b>
<b>Introduction to the Eastern Coachella Valley</b>	<b>2</b>
<b>Analysis of Community Selection Process and Methodology</b>	<b>3</b>
Process for Inclusion	4
Methodology for Selection	4
<b>Air Pollution Concerns in the ECV</b>	<b>5</b>
The IVAN Air Model	10
The 2015 Comprehensive Health Study	10
Indoor Air Quality—High Mold Contamination	11
<b>Regional Summaries of Environmental Health</b>	<b>12</b>
Coachella	12
Thermal	12
Oasis	12
Mecca	13
North Shore	13
<b>Eastern Coachella Valley: Promise for Opportunity</b>	<b>16</b>
<b>Public Investment to Address Sources of Pollution</b>	<b>16</b>
<b>Changing the Landscape</b>	<b>17</b>
<b>EJ Community Science Committee</b>	<b>20</b>
<b>PM Monitoring Expansion</b>	<b>20</b>
<b>Conclusion</b>	<b>21</b>

## 1. Community Nomination Narratives

The Leadership Counsel for Justice and Accountability (LCJA) and the Comité Civico Del Valle (CCV) nominates the City of Coachella, Thermal, Oasis, Mecca, and North Shore as one community for air monitoring and emissions reduction programs under the following name: the Eastern Coachella Valley.

## 2. Introduction to the Eastern Coachella Valley

The Eastern Coachella Valley (ECV) is a region distinguished from the Western Coachella Valley (WCV) as a separate geographic subdivision. The ECV includes the City of Coachella, and the four unincorporated communities of Thermal, Oasis, Mecca, and North Shore. These communities are home to underserved, low-income, immigrant communities of color, Native American Tribes, and indigenous populations, reflecting rich, vibrant, and resilient cultures that have allowed cross-cultural interaction between community members. This distinction of East and West coincides with stark differences and inequalities between the regions. While the west side is largely characterized by abundant infrastructure, accessible amenities, golf clubs, and country clubs, the other side lacks access to the most basic of services like potable drinking water, sewer systems, reliable transportation, and other amenities that residents need on a daily basis. Despite the extent of poverty in the ECV, the luxury and exclusivity of more affluent communities like Indian Wells overshadows the unhealthy and unjust living conditions that exist just 30 minutes away.

Here, in the east, residents work primarily in agriculture picking dates, strawberries, grapes, and other fruits and vegetables - contributing to one of the most vital agricultural regions in both the state and country. In addition to their arduous agricultural labor, ECV residents are also the backbone of the hospitality and tourism industries in the WCV. But regardless of their contribution to the success and wealth of the desert allure, their neighborhoods and homes in the ECV receive little benefit. The lack of infrastructure and investment in ECV communities contributes to both the environmental challenges that the region faces, and the vulnerability of residents to those challenges.

Some of conditions that contribute to health and environmental vulnerability in the region include agricultural pesticide use, illegal dumping, hazardous waste facilities, unpaved roads, substandard housing conditions, inadequate public transportation, inadequate water and wastewater services and amenities, goods movement, and the declining Salton Sea. Despite the number and proximity of pollution sources, the ECV risks being overlooked and marginalized yet again due to the lack of air quality data in the region, low population density, and rural characteristics.

### 3. Analysis of Community Selection Process and Methodology

In response to Assembly Bill (AB) 617 (C. Garcia, Chapter 136, Statutes of 2017) and the California Air Resources Board (CARB) Community Air Protection Program (CAPP), which focuses on air pollution exposure reduction in communities, South Coast Air Quality Management District (SCAQMD) is required to submit to CARB recommended communities based on documentation addressing 5 elements. The law mandates CARB select the first round of communities for the preparation of emissions reduction and air monitoring programs by October 1st, 2018. These 5 elements include:

- A list of all communities recommended for action that year, including community descriptions, identifying characteristics, geographic boundaries, and applicable census tract(s).
- A description of any air district assessments of communities identified for recommendation.
- A description of each community's capacity to participate, including a summary of the air district's relationships with members of the recommended communities or two community-based organizations located in the recommended communities.
- A description of the process used to refine the list of communities.
- If the communities are recommended for community air monitoring, a description of the known monitoring needs.
- If the communities are recommended for community emissions reduction programs, provide the following information:
  - o Description of air quality challenges affecting the community, and potential sources.
  - o Confirmation that emissions sources are well-characterized in the community.
  - o Confirmation that air monitoring results are available that characterize the high air pollution exposure burden experienced by the community well enough to inform community emissions reduction program development.
  - o Confirmation that sufficient data and resources are available to produce source attribution results for use in strategy development within the necessary time frames prescribed by statute.

The South Coast Air Quality Management District (SCAQMD) process and methodology for community identification and prioritization for the first round of AB 617 funding does not appropriately or equitably consider communities outside of industrial and urban areas. Out of 148 nominations submitted to SCAQMD, only four are being recommended - all of which are located within urban areas with dense populations and near industrial sites - with a complete disregard for rural and agricultural communities in the easternmost part of the District's boundaries.

## A. Process for Inclusion

SCAQMD held two rounds of public workshops to develop community nominations. The first round sought input on criteria to select communities for future air quality monitoring and emissions reduction programs. These initial meetings were held between February and April 2018 in Commerce, Wilmington, Riverside, San Bernardino and Anaheim and at the IVAN-Coachella EJ Task Force February 21 2018. The second round of workshops were held between May and June 2018 in Jurupa Valley, South Gate, Colton, Santa Ana and San Fernando - all over an hour away from the ECV, making it difficult for both local community-based organizations and community residents to attend, learn about the programs, and contribute relevant criteria for consideration.

LCJA requested on multiple occasions and through various means that SCAQMD hold a meeting in the Eastern Coachella Valley. SCAQMD agreed to attend a regular meeting of the IVAN Environmental Justice Task Force in the City of Indio on June 27th. These meetings occur on a monthly basis from 3pm to 5pm. While few community residents were fortunately available to attend this meeting at this time of day, this meeting took place long after SCAQMD developed their recommendations and reasoning for first-year emissions reduction and monitoring programs. In response to community concerns about lack of outreach and inclusion of the region in this process, SCAQMD staff stated that due to unfamiliarity of the region by staff, they did not feel the need to hold a workshop in the ECV or further consider the region for selection under AB 617.

## B. Methodology for Selection

Under the SCAQMD guiding principles for community identification and prioritization, the District is relying on particular indicators and communities with a “head start”. District staff has prioritized communities with existing air monitoring infrastructure, data, tools, and studies previously conducted in the selected communities. This method of prioritization automatically disqualifies communities without sufficient prior investment that could demonstrate levels and effects of air pollution. For example, while the ECV has a host of air contamination from a variety of sources, it has not received necessary investment in air monitoring infrastructure to catalogue this data, and thus has not been able to develop a stronger research foundation to compete well for programs such as those under AB 617, especially when a lack of investment itself becomes a criterion for exclusion. Additionally, SCAQMD relied heavily on the Multiple Air Toxics Exposure Study (MATES V), a monitoring and evaluation study focused on industrial areas. While it’s understandable that SCAQMD would select communities with a strong foundation on air pollution mitigation, it is unfair to exclude those communities that were not part of this study, especially those outside of the South Coast Air Basin, such as the ECV.

The input received at the original four community meetings focused specifically on industrial areas with a highly dense population. We believe that SCAQMD failed to adequately

acknowledge rural and agricultural communities. This reflects their poor effort in outreaching to and meaningfully engaging all areas within their District and lack of knowledge of the diverse region and disadvantages of the ECV. This occurred despite AB 617's intent to identify communities most disproportionately impacted by multiple sources of pollution and CARB's own proposal to select "communities with varying air pollution sources to support development of a range of emissions reductions strategies that can be transferred to other, similar communities including rural sources such as agricultural activities and fugitive dust," both of which are prevalent in the ECV.<sup>1</sup>

In addition, SCAQMD separated the regions by air basin: the South Coast Air Basin and the Coachella Valley Air Basin. This further disadvantaged the ECV because of the more extensive consideration given to SC Air Basin over the CV Air Basin, reflecting the historic marginalization of the Eastern Coachella Valley and demonstrates the lack of familiarity with the region by District staff.<sup>2</sup>

#### 4. Air Pollution Concerns in the ECV

The ECV is located in SCAQMD Coachella Valley Planning Area. The Coachella Valley is classified as a "severe 15" ozone nonattainment area for the 8 hour ozone National Ambient Air Quality Standards (NAAQS).<sup>3</sup> It is also classified as serious nonattainment for PM10 from 1992 through 2018.<sup>4</sup> Additionally, the Coachella Valley is also classified as a nonattainment area for ozone and PM10 under California Ambient Air Quality Standards (CAAQS).<sup>5</sup> There are four monitors located in the Coachella Valley - in Palm Springs, Indio, Mecca, and near the shore of the Salton Sea. The air monitor in Mecca, which measures PM10, was installed at the request of U.S. EPA Region IX to help evaluate windblown dust in that portion of the Coachella Valley, which is potentially impacted by high wind events, agricultural activities and fugitive dust from exposed shoreline of the Salton Sea.<sup>6</sup> The monitor near the shore of the Salton Sea is only measuring hydrogen sulfide as a direct result of serious odor complaints.

Ozone and particulate matter can create a host of health effects commonly and consistently referenced by ECV residents. These include serious risks to public health such as pulmonary and lung disease, increased mortality risk, respiratory related hospital admissions and emergency room visits, exacerbation of symptoms in sensitive patients with respiratory or cardiovascular

---

<sup>1</sup> [https://ww2.arb.ca.gov/sites/default/files/2018-06/draft\\_community\\_air\\_protection\\_blueprint.pdf](https://ww2.arb.ca.gov/sites/default/files/2018-06/draft_community_air_protection_blueprint.pdf)

<sup>2</sup> <http://www.aqmd.gov/docs/default-source/ab-617-ab-134/updated-prioritization-pres-eng.pdf?sfvrsn=9>

<sup>3</sup> <http://www.aqmd.gov/docs/default-source/clean-air-plans/air-quality-management-plans/2016-air-quality-management-plan/final-2016-aqmp/final2016aqmp.pdf>

<sup>4</sup> <http://www.aqmd.gov/docs/default-source/clean-air-plans/air-quality-management-plans/2016-air-quality-management-plan/final-2016-aqmp/chapter7.pdf>

<sup>5</sup> <http://www.aqmd.gov/docs/default-source/clean-air-plans/air-quality-management-plans/2016-air-quality-management-plan/final-2016-aqmp/final2016aqmp.pdf>

<sup>6</sup> <http://www.aqmd.gov/docs/default-source/clean-air-plans/air-quality-management-plans/2016-air-quality-management-plan/final-2016-aqmp/final2016aqmp.pdf>

disease, declines in pulmonary function or growth in children, increased risk of lung cancer, asthma related hospital admissions, school absences and lost work days which in turn creates undue financial burdens and stress.

Agricultural activities, including pesticide application, is of concern to ECV residents. Notably, all ECV rank at or above the 90th percentile for exposure to pesticide application. In fact, a 2013 cumulative environmental analysis developed by the UC Davis Center for Regional Change in partnership with the California Institute for Rurals Studies found that “the ECV has much higher agricultural pesticide applications than the Western Coachella Valley and the county as a whole.”<sup>7</sup> Most of the Eastern Coachella Valley households are within one mile of agricultural activity. The use of pesticides has been correlated with pesticide exposure and with acute pesticide-related illness, and there is evidence of association between pesticide use and chronic disease.<sup>8</sup> Similarly, on and off farm equipment and associated goods movement make this region highly trafficked. The Coachella Valley holds the competitive advantage of having the I-10 Freeway and SR-86. These routes connect to Southern California, Arizona, and Northern Mexico’s truck routes.<sup>9</sup> In addition, there is also UP Railroad’s mainland that intersects the ECV. Although these are beneficial routes for trade, they are also cutting through communities, creating dangerous intersections and continuously polluting the air. According to Southern California Association of Governments report on the Transportation Goods Movement System, goods movement equipment including trucks and trains “are among the largest contributors to regional air pollution, which must be reduced to comply with federal law and improve quality of life. Criteria pollutants such as NO<sub>x</sub>, PM<sub>2.5</sub>, SO<sub>x</sub>, and CO can have significant health impacts, including asthma and other respiratory ailments, increased stress and increased cancer risk”.<sup>10</sup>

Additionally, little to no transportation service in the region forces ECV residents to solely rely on personal occupancy vehicles for travel to their source of employment, basic services and education. Poverty levels and annual household impacts in the region limit access to more efficient or zero emission vehicles thus creating increased reliance on older, less efficient and polluting vehicles which contribute to greenhouse gas emissions and criteria air pollutants.

Extreme heat and reduced precipitation patterns also greatly affect the health of ECV residents. With poor built infrastructure, residents that rely on public transportation are seen standing next to bus stops on unpaved roads in temperatures that often reach nearly 120 degrees. Not only this, but farmworkers also work under these extreme weather conditions for over eight hours a day.

---

<sup>7</sup>[https://humanecology.ucdavis.edu/sites/g/files/dgvnsk161/files/inline-files/limited\\_dist\\_14\\_revealing\\_invisible\\_coachella\\_valley.pdf](https://humanecology.ucdavis.edu/sites/g/files/dgvnsk161/files/inline-files/limited_dist_14_revealing_invisible_coachella_valley.pdf)

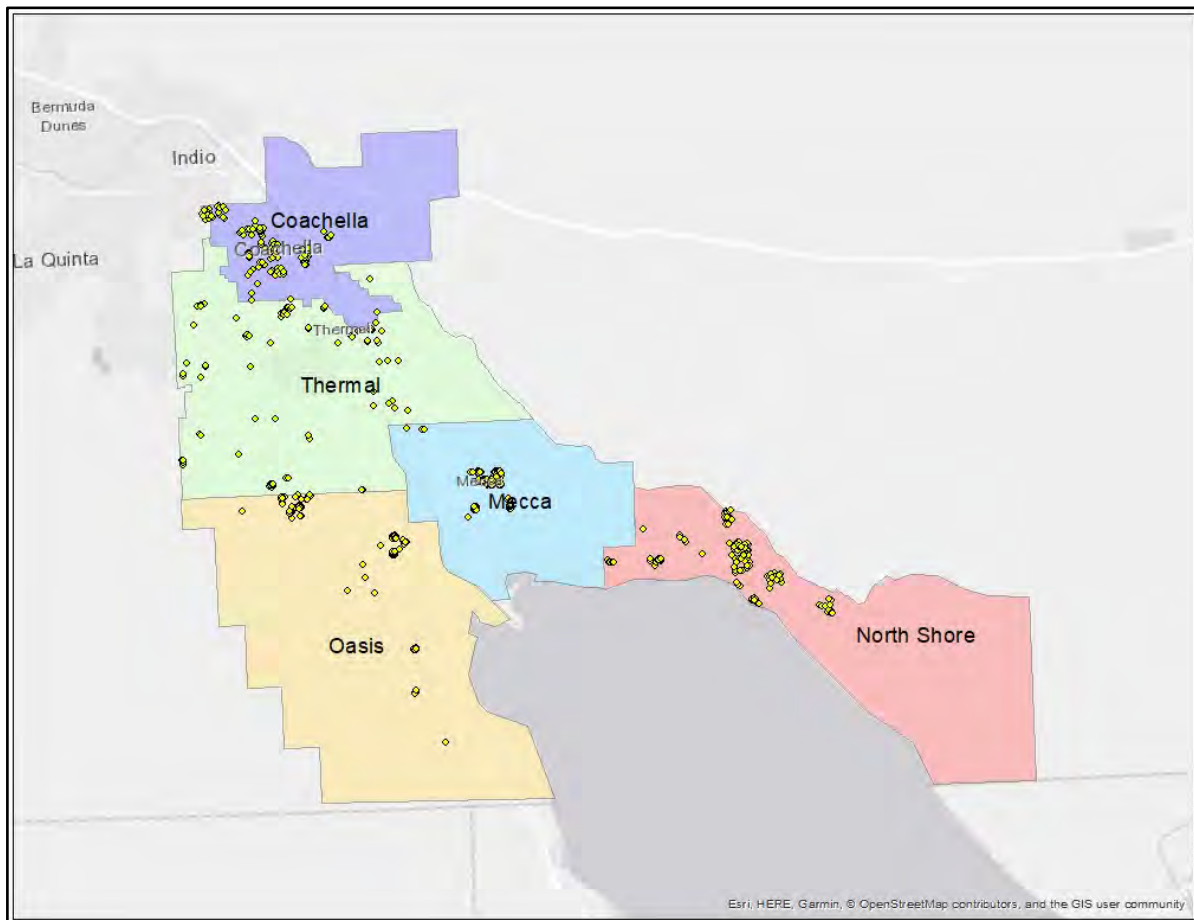
<sup>8</sup> <https://oehha.ca.gov/media/downloads/calenviroscreen/report/ces3report.pdf>

<sup>9</sup><http://www.freightworks.org/DocumentLibrary/Comprehensive%20Regional%20Goods%20Movement%20Plan%20and%20Implementation%20Strategy%20-%20Reigonal%20Warehousing%20Needs%20Assessment%20Final%20Report.pdf>

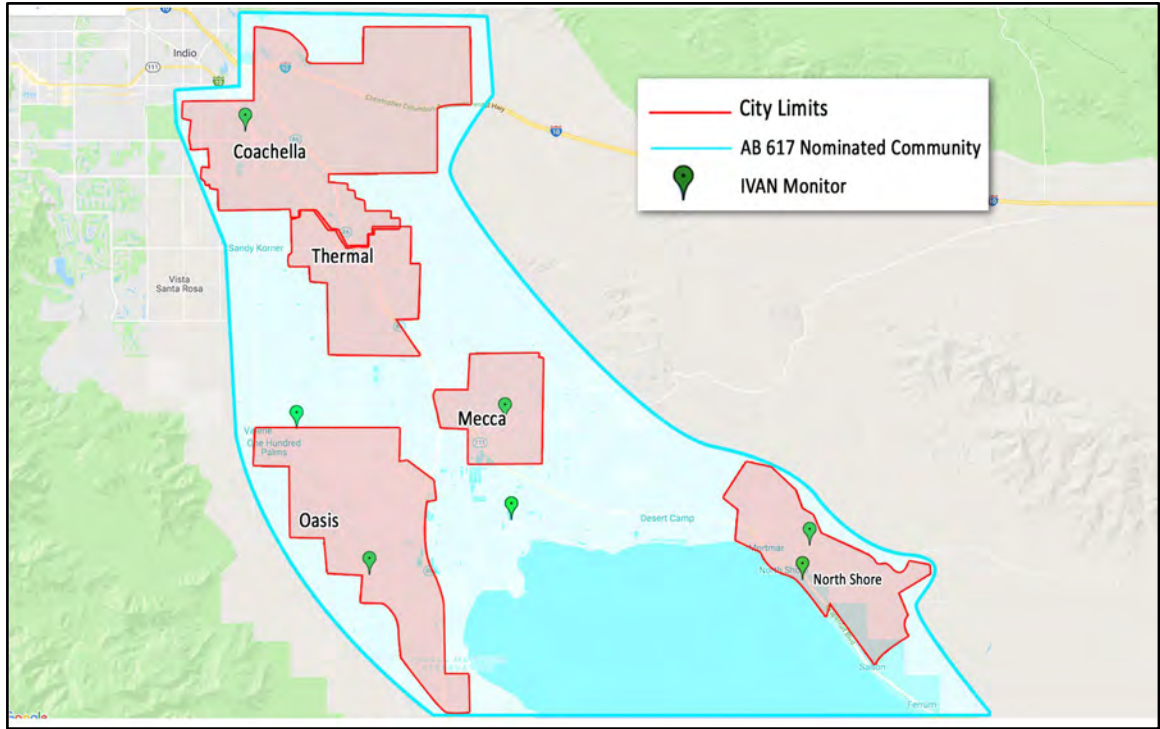
<sup>10</sup> [http://scagrtpscs.net/Documents/2016/draft/d2016RTPSCS\\_GoodsMovement.pdf](http://scagrtpscs.net/Documents/2016/draft/d2016RTPSCS_GoodsMovement.pdf)

Working in fields next to open desert areas and around the Salton Sea, ECV farmworkers are highly susceptible to the windstorms and sandstorms that regularly occur in the region, increasing exposure to harmful dust from fields, roads, and the receding shores of the Salton Sea.

There are several sources of health data regarding air pollution that are currently available to the SCAQMD. The following paragraphs and maps summarize three of the available data sources collected by community partners. These include (1) a series of community air sensors organized through the CCV IVAN program, (2) a comprehensive environmental health assessment survey of the five ECV communities shown in Map 1 and (3) an indoor air pollution assessment of rural farm worker homes done in the five communities.

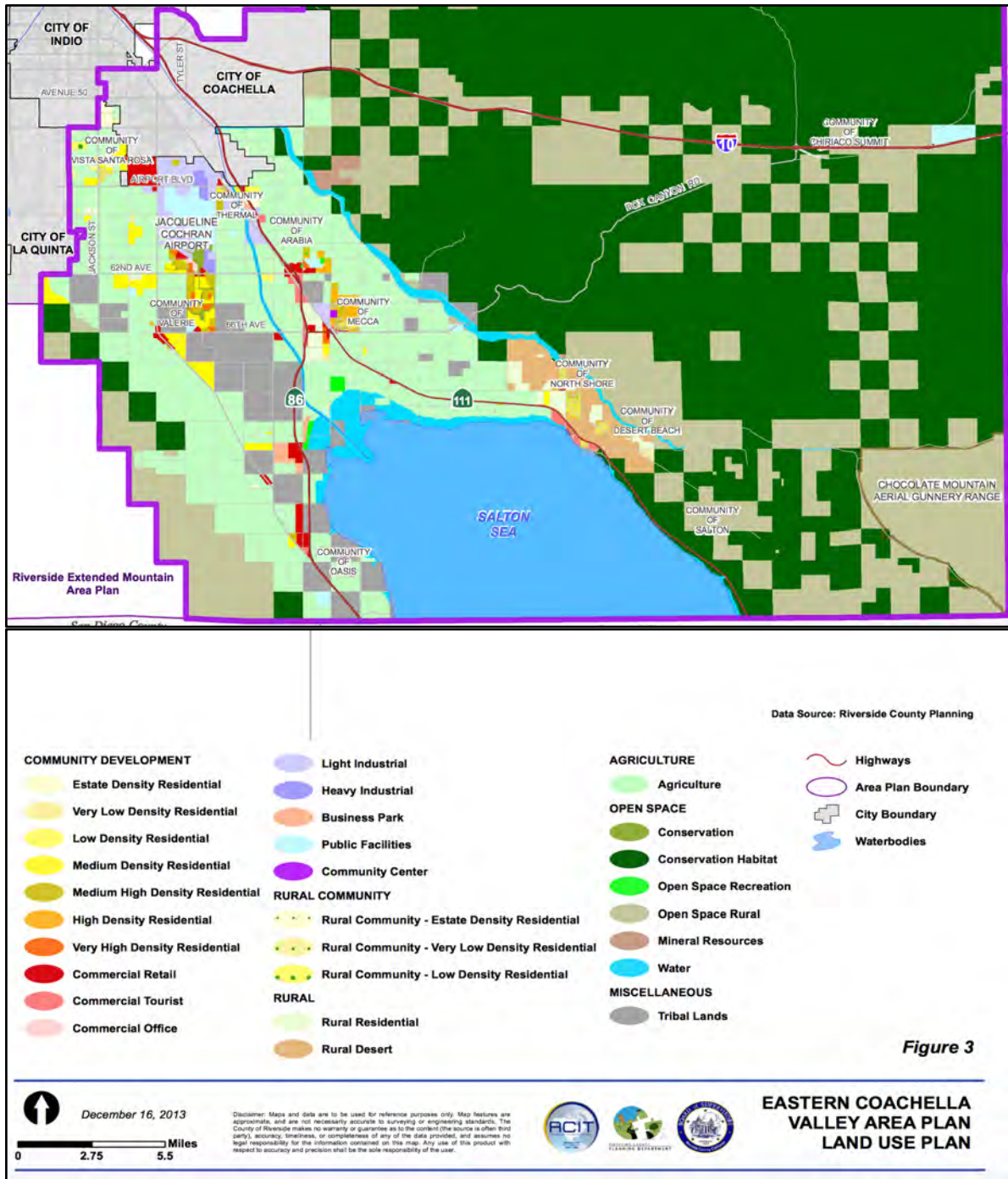


Map 1. Stakeholder defined borders of the five areas in the Eastern Coachella Valley nominated for AB 617 funding. The yellow dots represent 1760 individuals (685 households) that were surveyed in the 2015 study coordinated through the comprehensive health study detailed in this report.

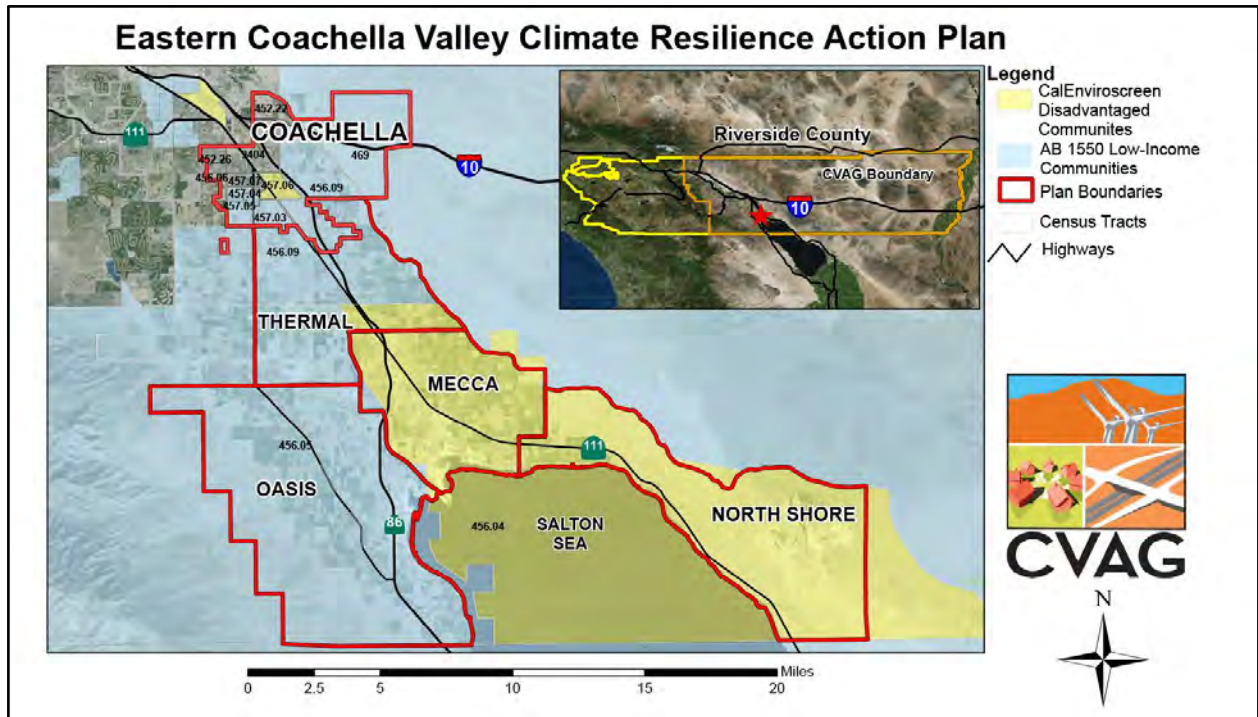


Map 2. The communities nominated for the AB 617 and the locations of 7 community science IVAN sensors currently placed in the Eastern Coachella Valley.





Map 3. The Eastern Coachella Valley area plan land use plan showing the proximity to agriculture. Most ECV households are within one mile from active agricultural zones.



Map 4. The CVAG Eastern Coachella Valley Climate Resilience action plan map showing the five ECV areas and the overall socio-economic status.

### A. The IVAN Air Model

The CCV recently launched the Coachella Valley Community Air Monitoring Project using the [ivanair.org](http://ivanair.org) model. This uses laser based particulate sensors that are installed to collect real-time data at key sites important to the community. This organization and sensors are detailed in the “Changing the landscape” section 8 below.

### B. The 2015 Comprehensive Health Study

In 2015, the California Institute for Rural Studies (CIRS) and Loma Linda University (LLU), in partnership with the California Endowment, launched a comprehensive regional health survey of the five ECV communities (Map 1). This study focused on indoor environmental health contaminants, asthma, other respiratory issues, income and several other health indicators. This cross sectional survey sampled the five different areas using a rigorous multi-stage randomization methodology that required counting households from satellite maps and then ground-truthing that information to get an accurate population for which to draw a random sample from. The assessment took the team six months to design using a participatory method, two years to administer and involved over thirty different promotoras and community representatives. The end result was a community-vetted survey questionnaire that was administered to 1763 individuals in 645 households. The survey questionnaire was administered in person on paper forms. For that reason, we consider the assessment to be a much more

rigorous and representative sample of the community, than other efforts that use mailed surveys, internet or phone surveys.

The data from this assessment is discussed in the regional summaries section below. The respiratory distress and asthma prevalence estimates were gathered from a series of questions in the survey which included the following:

*“Has a doctor told you that you have asthma? Are you being treated for asthma? In the past 24 months have you had an asthma attack serious enough to limit your activity? Do you currently take medication for asthma? Have you had severe coughing episodes between once a month and more than once a day”*

The percentages are much greater in rural North Shore which is adjacent to the Salton Sea and in rural Oasis which has a larger percentage of farmworkers and poor housing infrastructure.

### C. Indoor air quality—High Mold Contamination

A subset of the Comprehensive Health Study addressed a community concern about inadequate housing infrastructure. The study <sup>11</sup>consisted of a questionnaire to assess asthma/respiratory illness and the quantification of mold contamination in house-dust samples using the Environmental Relative Moldiness Index (ERMI) scale. The US EPA National Exposure Research Laboratory collaborated with the study and processed 111 ERMI dust samples for 36 representative mold species. The average ERMI values in Mecca and Coachella City housing (10.3 and 6.0, respectively) are in the top 25% of ERMI values for the United States (US) homes. Overall, the homes surveyed in these ECV communities had an average ERMI value of 9.0. The mold contamination in their homes appear to be greater than the averages for the rest of the county (Riverside County ERMI = 1.9) and the rest of the US (ERMI=5).

The higher levels of mold contamination in older homes and mobile homes appear to be associated with a greater risk of asthma and respiratory illness among foreign born agricultural workers and their families. These residents will often live in homes that are not equipped to handle the limited, but extreme precipitation events and evaporative coolers. A leak during a heavy rainstorm can initiate mold growth by introducing the necessary amount of moisture to aged building materials that will sustain mold indefinitely. Fortunately, this is not an indefinite problem and there are several options for physical mitigation that could protect adults and children from this mold contamination in the ECV. This is a serious issue and several new

---

<sup>11</sup> Sinclair, Ryan, et.al. *“Asthma Risk Associated with Indoor Mold Contamination in Hispanic Communities in Eastern Coachella Valley California.” Journal of Environmental Public Health. Peer Reviewed and in press for publication in late 2018.*  
<https://www.hindawi.com/journals/jeph/aip/9350370/>

publications show that a high ERMI can initiate asthma in 0-5 year old children and trigger asthma in everyone else<sup>12</sup>.

## 5. Regional Summaries of Environmental Health

### A. Coachella

The City of Coachella is located at the east end of the Coachella Valley approximately 40 miles east of Palm Springs, California—east of Jackson Street, between Avenues 44 and Airport Boulevard with two main highways that intersect: Highway 111 and CA-86. Coachella has a population of about 40,704 with an average annual household income estimated by our health study to be between \$8,000 and \$13,000. Census data reports 17,347 as foreign born, and 97.5% identifying as Latinx/Hispanic, and 47.8% of adults have less than a high school education. Preliminary analysis of our health study estimates the respiratory illness prevalence to be between 9% and 12.5% for the various housing types.

Coachella is the nearest and most populous city in the ECV, serving the entirety of the region with grocery stores, gas stations, and areas for recreational activities, though still at a distance from the unincorporated communities.

### B. Thermal

Thermal is an unincorporated community located south of the City of Coachella. Its rough boundaries are Harrison Street and CA-86; Airport Boulevard and Avenue 66, about halfway between the City of Coachella and the Salton Sea. The Census reported MHI is \$28,443 with nearly a third of the population having an income below the federal poverty level. Our recent health survey estimates the average annual household income to be much less and range from \$8,000 to \$14,000 for the various housing types. The population is 2,396 with 99.9% of the population identifying as Latinx. About 45% of the population is foreign born. The census tract of Thermal is at 90% or higher in the state for worst ozone, pesticides, education, linguistic isolation, and solid waste, ranking in the top 30% most disadvantaged in the state. Preliminary analysis of our health study estimates the respiratory illness prevalence to be between 8% and 13% for adults and children across the different housing types.

### C. Oasis

Oasis is an unincorporated community located south of Thermal from Avenues 66 to 82 and between Harrison Street and CA-86. It also edges up to the northwestern part of the Salton Sea.

---

<sup>12</sup>Vesper, Stephen, and Larry Wymer. "The Relationship between Environmental Relative Moldiness Index Values and Asthma." *International Journal of Hygiene and Environmental Health* 219, no. 3 (May 2016): 233–38. <https://doi.org/10.1016/j.ijheh.2016.01.006>.

Oasis has a population of 4,374 with 98.2% of the population identifying as Latinx; 48.4% of the population has an income below the federal poverty level; 2/3 of the employed population is employed by the agriculture industry with an MHI of \$22,210. This low census reported MHI was even lower in our recent health survey; where, the average annual household income ranged from \$3,200 to \$6,700 for the various housing types. The census tract for Oasis—ranking in the top 20% most disadvantaged in the state—has some of the worst pollution by pesticides, impaired water, low educational attainment, severe linguistic isolation, and extremely high poverty and unemployment levels. Preliminary analysis of our health study estimates the respiratory illness prevalence to approach 70%.

#### D. Mecca

Mecca is an unincorporated community located east of Thermal. Its boundaries are CA-86 and Johnson Street, and Avenues 64 and 66, about halfway between Thermal and the Salton Sea. Mecca has a population of approximately 9,500 (ACS, U.S. Census, 2015). Over 99% of the community identifies as Latino/Hispanic. Over 43% of residents (and 55% of children under the age of 18) live below the federal poverty level. The median household income is \$26,047, significantly lower than the state's median income of \$61,818. Our health survey reported Mecca's average annual household income ranging between \$7,000 to \$10,000 among the various housing types. Over half of the population is foreign born. Preliminary analysis of our health study estimates the respiratory illness prevalence to be between 8% and 15% for adults and children across the different housing types.

Mecca is also the most developed and clustered of the four unincorporated communities in the ECV. Mecca is surrounded by agricultural fields and is located right next to Grapefruit Boulevard (Hwy 111) and about 1 mile from CA-86. This community also houses a factory adjacent to housing projects named GreenLeaf Power Desert View. In addition, locations around the Mecca community have been hotspots for illegal dumping of toxic and hazardous waste that produces continuous odor to neighboring residents and passersby.

#### E. North Shore

North Shore is an unincorporated community located east of Oasis and southeast of Mecca edging up to the northeastern part of the Salton Sea. This community is about 20 miles from the City of Coachella and comprised of 3 different clusters of homes. North Shore has a population of approximately 3,800 (ACS, U.S. Census, 2015), with over 95% identifying as Latinx. Close to 38% of residents (and 51% of children) live below the poverty line and the median household income is \$26,655, significantly lower than the rest of the state. Our health survey estimated the average annual household income to be between \$6,000 and \$8,000. Preliminary analysis of our health study estimates the self-reported respiratory illness prevalence to approach 70% for adults.

Both North Shore and Mecca lie in a census tract which ranks 81-85% on CalEnviroScreen 3.0—the top 20% of disadvantaged communities in the State. Particularly onerous are socioeconomic factors like education (100th percentile), poverty (96th percentile), linguistic isolation (99th percentile), unemployment (99th percentile) and housing burdens (84th percentile), as well as environmental factors like exposure to pesticides (92nd percentile), ozone (82nd percentile), impaired water (97th percentile), exposure to solid waste (97th percentile) and contaminated drinking water (85th percentile). The Health Disadvantage Index, which provides a detailed snapshot of the social determinants of health across the state, ranks the census tract that both communities are in at a high of 94.2 indicating that residents face greater disadvantages related to health.

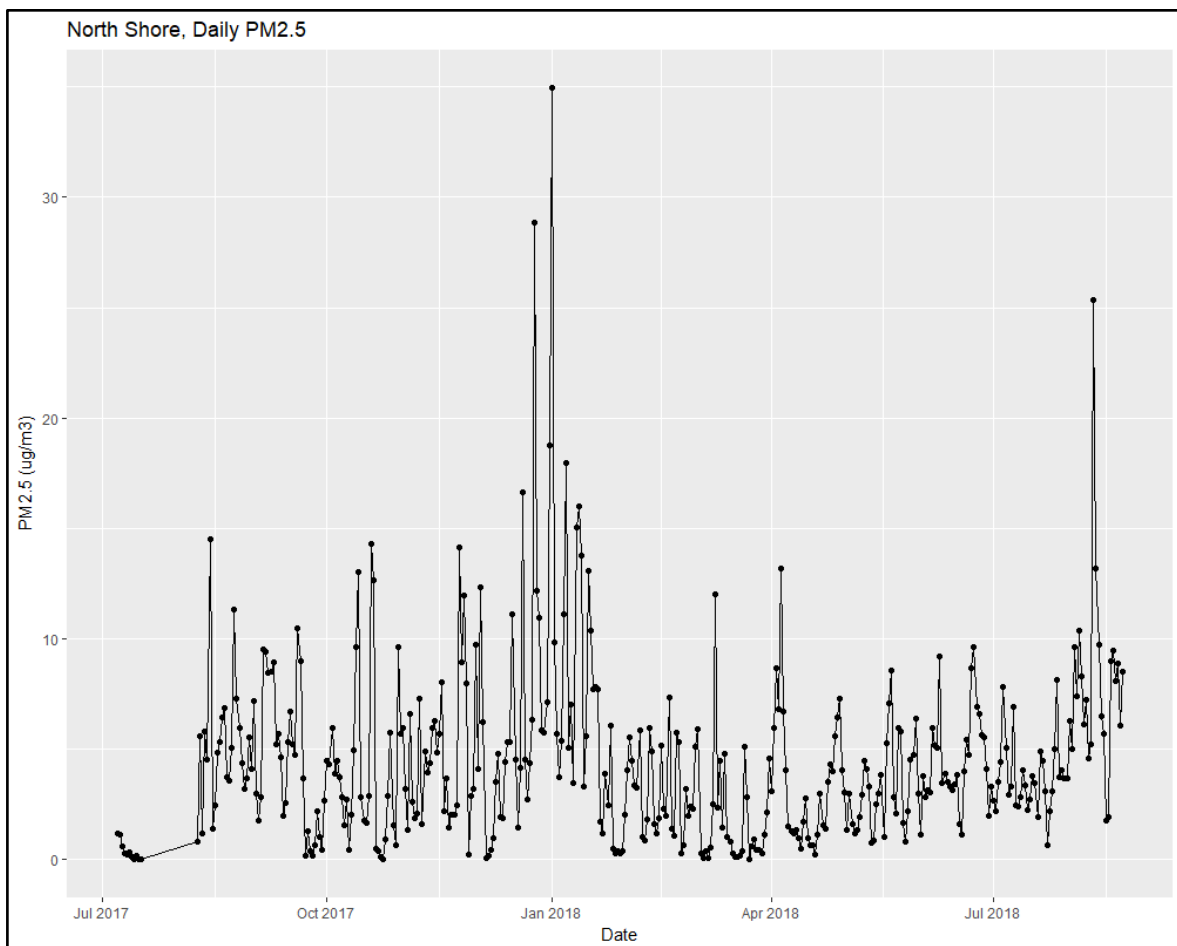
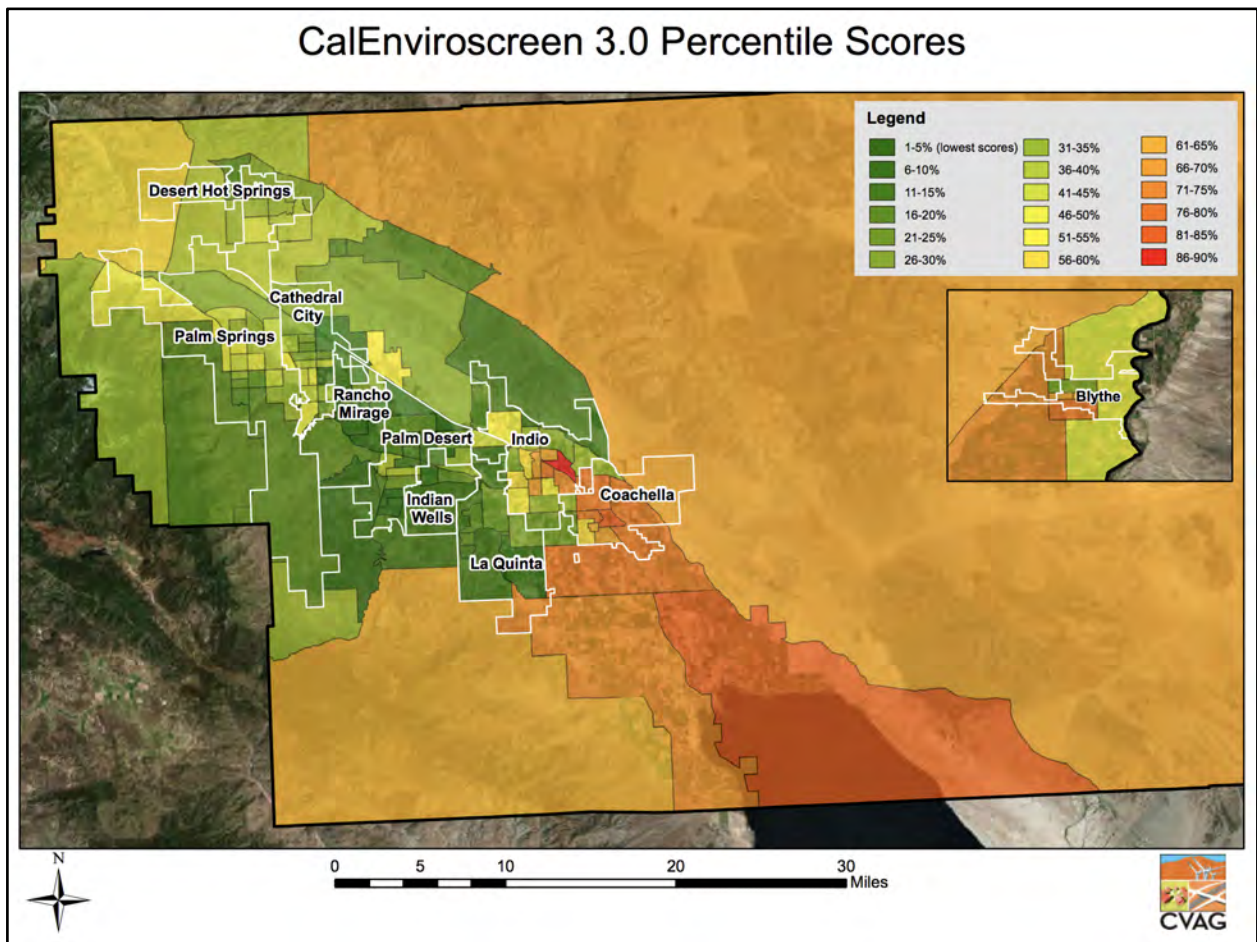


Figure 1. The North Shore PM2.5 data from a community air monitor through the IVAN program. Note that many of the values are above the USEPA 2012 breakpoint level of 12.0ug/m3 representative of good air quality.

	MECCA & NORTHSORE (Census Tract 6065045604)		THERMAL (Census Tract 6065045609)		Oasis (Census Tract 6065045605)		Coachella (Census Tract 6065045706)		Coachella (Census Tract 6065045707)		Coachella (Census Tract 6065940400)	
	CalEnviroScreen Percentile 80-85	CalEnviroScreen Indicator Score	CalEnviroScreen Percentile 70-75	CalEnviroScreen Indicator Score	CalEnviroScreen Percentile 70-75	CalEnviroScreen Indicator Score	CalEnviroScreen Percentile 80-85	CalEnviroScreen Indicator Score	CalEnviroScreen Percentile 75-80	CalEnviroScreen Indicator Score	CalEnviroScreen Percentile 85-90	CalEnviroScreen Indicator Score
Ozone	82		91		91		91		91		91	
PM2.5	8		18		20		18		20		20	
Diesel	14		16		7		31		36		35	
Pesticides	92		95		95		85		79		83	
Toxic Releases	5		6		4		6		5		4	
Traffic	5		7		2		13		14		34	
Drinking Water	85		84		60		36		52		51	
Cleanups	72		60		42		44		63		75	
Groundwater Threats	50		37		9		90		85		75	
Hazardous Waste	0		16		43		43		16		43	
Impaired Water	97		72		97		72		72		72	
Solid Waste	97		94		98		58		0		85	
Asthma	24		32		36		58		58		56	
Low Birth Weight	54		27		23		54		62		38	
Cardiovascular Rate	75		41		51		64		64		59	
Education	100		95		98		98		94		89	
Linguistic Isolation	99		97		98		99		99		94	
Poverty	96		88		97		94		84		81	
Unemployment	99		68		96		98		69		81	
Housing Burden	84		64		57		47		70		87	

The following notes should be taken into consideration.  
1. The boundaries for CalEnviroScreen are identified by census tracts.  
2. Coachella: West part of Coachella is part of the census tract that includes Thermal.  
3. Mecca and Northshore are part of the same census tract.

Figure 2. The California Enviro Screen indicator scores for the five areas in the ECV.



Map 5. The CalEnviroScreen Map for the entire Coachella Valley.

## 6. Eastern Coachella Valley: Promise for Opportunity

Despite stark environmental, public health and economic insecurity across the Eastern Coachella Valley, resilience to overcome adversity has long served as a defining characteristic of individuals and families in the region. The ECV has a history of community activism that ranges from securing basic services such as safe drinking water and proper wastewater disposal systems to securing policies and investments for affordable housing, parks, public and active transportation. With support from community-based organizations, community residents have engaged in local and regional land-use and transportation planning efforts and collaborated with local, regional, and state agencies and decision-makers to advance community priorities through various policy levels and investment opportunities.

## 7. Public Investment to Address Sources of Pollution

With the passage of Proposition 68, the promise of millions of dollars in investment to address lung damaging dust from the Salton Sea is now a reality. Specifically, Proposition 68 allocates \$30 million to the Salton Sea Authority for capital outlay projects that provide air quality and habitat benefits, and that implement the Natural Resources Agency's Salton Sea Management Plan adopted in March 2017 (Public Resources Code Section 80110 (a)). Additionally, \$175 million is allocated to the California Natural Resources Agency for restoration activities identified in the Salton Sea Management Program, Phase I: 10-year plan, the final management plan report and any subsequent revisions to the plan (Public Resource Code Section 80116).

Most recently, the Legislature approved the Greenhouse Gas Reduction Fund Expenditure Plan for fiscal year 2018-2019 which directs millions of dollars towards lower income communities to address climate adaptation and air pollution. The expenditure plan allocates \$645 million to CARB for mobile source, climate change and community air protection funding programs. Of particular relevance are new requirements for projects funded under the community air protection program. Of CARB's allocation, \$245 million is available for financial incentives to reduce mobile and stationary sources of criteria air pollutants or toxic air contaminants consistent with community emission reduction programs. Projects funded under this program must further the rules and regulatory requirement that CARB and air districts have established or are in the process of developing to reduce or mitigate emissions from mobile or stationary sources in affected communities. Funds must be allocated to projects that benefit communities and are consistent with priorities identified by selected AB 617 communities in a transparent meaningful public process.

Cumulatively, funds from Proposition 68, GGRF, TCC planning dollars, SB 1 and local and regional discretionary dollars create significant opportunities for the ECV to establish strong air quality monitoring and emissions reduction programs that target multiple sources of pollution associated with agricultural activities, goods movement, hazardous facilities and declining Salton



Sea levels that create significant health hazards and can contribute to serious respiratory illness in children and adults.

## 8. Changing the Landscape

As previously stated, the ECV has experienced historic exclusion and marginalization from state and regional environmental and investment efforts. While this phenomenon threatens to take a toll on community morale, residents of the ECV continue to demonstrate their passion and dedication to improving the conditions of their communities. LCJA have built and conserved relationships with community residents for the past five years, leading campaigns alongside residents on issues around transportation access, housing affordability, safe and affordable drinking water, and environmental justice. These campaigns and advocacy efforts have led to several community-led projects in the recent years which serve to demonstrate the community's willingness and capacity to engage in the development of air monitoring and emissions reduction programs.

These efforts include participation in key public workshops, oral testimony in public hearings and development and submission of written comments designed to advance economic opportunity and public health in the region. Through regular community meetings and participation in critical decision-making processes, residents have informed the development of Riverside County's General Plan update, Housing Element Update, the Southern California Association of Governments 2012 and 2016 Regional Transportation Plan/Sustainable Communities Strategy, and provided input to large scale plan developments such as La Entrada and Paradise Valley.

Most recently, community leaders from these four unincorporated areas partnered with Riverside County, the City of Coachella and the Coachella Valley Association of Governments to apply for a Transformative Climate Communities (TCC) planning grant to develop a Climate Resilience Action Plan for the region. In 2018, the ECV was awarded a planning grant to provide residents the opportunity to be a part of the planning process for their communities to reduce greenhouse gases and local air pollution. Some of the ideas that residents have prioritized are to increase the development of green spaces, reduce criteria air contaminants and toxic criteria pollutants, extend sewer and water services from the local water district, expand access to zero emission transportation services, increase resources for weatherization, create jobs and develop healthier and more affordable housing options. Activities are scheduled to commence in July 2018. This was the only grant awarded to develop climate resilience plans in rural communities. This effort will link together existing plans and gather community input for new programs and projects focused on addressing public health, advancing economic opportunity and reducing greenhouse gas emissions as well as other sources of pollution such as criteria pollutants and toxic air contaminants.

This year, the ECV also received a planning grant to develop a Neighborhood and Regional Mobility Plan for the communities of Mecca and North Shore. This grant came after nearly finalizing the current Thermal and Oasis Neighborhood and Regional Mobility Plan. These two mobility plans, which address active transportation infrastructure, will be used to create a regional mobility plan that will be included in the TCC plan that can be used for future implementation funds that will affect transformative change in one of the most disadvantaged areas in the state. In addition, we convened a Transportation Justice Coalition of local non-profit organizations, residents, and other stakeholders several years ago to assess the transportation and mobility needs of the ECV, which has since been meeting regularly to ensure accessibility to healthy and transformative transportation options.

The ECV is also benefiting from collaborative efforts among community-based organizations and public agencies working on environmental justice. Some of these include the Identifying Violations Affecting Neighborhoods (IVAN), the Environmental Justice Enforcement Task Force (EJETF) IVAN-Coachella, and the Disadvantaged Communities Infrastructure Task Force (DACITF) - the first two of their kind in the state of California. Both of these task forces include stakeholders from different sectors that represent the ECV communities, each with the goal of driving investment to the ECV and improving the quality of life for its residents.

Promotores Comunitarios del Desierto, a community health organization and La Union Hace La Fuerza (La Union), an environmental and farmworker justice organization in the Coachella Valley established the IVAN-Coachella network in September 2010 in partnership with CCV. What prompted the establishment of IVAN-Coachella was the controversy over the Western Environmental Industry (WEI) Hazardous Waste facility located in the community of Mecca. The IVAN-Coachella was an innovative and important forum where community members could collaborate with DTSC, U.S.-EPA, and the South Coast Air Quality Management District SCAQMD officials to improve their investigations and enforcement efforts regarding WEI hazardous waste processing facility that was illegally accepting waste material. Since its inception, the IVAN network has actively supported local residents' efforts to overcome environmental justice issues not only by resolving individual reports and problems but also by improving access to infrastructure and resources. An illustration of the latter, was that the IVAN-Coachella-CCV convened diverse stakeholders including tribes, cities, elected officials, academics, and residents from disadvantaged communities in the Coachella Valley to ensure that projects that were prioritized by these communities were selected for mitigation funding. In 2013, the collaborative was successful in securing 17 million dollars in investments in ten projects benefiting environmental justice communities throughout the Coachella Valley. Among the most notable projects includes advocating for AB 1318 mitigation funding, which stemmed from the sale of air credits. CCV's proactive collaborative strategy resulted in a total of 10 projects, most of which were proposed and funded by the SCAQMD. CCV also collaborated with private enterprises to assure that projects were fully developed. In these instances,

partnerships were forged within the community to ensure investments benefited the Eastern Coachella Valley.

In May 2016, CCV, the Coachella Valley Unified School District ASES Program, La Union, IVAN-Coachella, and SCAQMD hosted a workshop at Desert Mirage High School in Thermal. Its purpose was for SCAQMD to hear from community members about air pollution in the selected communities, which included a mapping activity to identify areas of concerns.



Figure 3. Community Mapping Activity, Desert Mirage High School, May 2016

In May 2017, CCV launched the Coachella Valley Community Air Monitoring Project using the [ivanair.org](http://ivanair.org) model, and based on community recommendations, formed a Community Steering Committee (CSC) to guide the project and help identify locations to place monitors and collect data on air quality in the Eastern Coachella by installing 5 Air Monitors to measure levels of particulate matter; a follow-up meeting was held on September 8th at the Mecca Boys and Girls Club.

In addition to the above efforts with IVAN, our community collaborative installed several PurpleAir sensors in the ECV. There are now three current sensors in the ECV with additional historical data from 2016 and 2017 at four other sites within the ECV. The real-time and historical data is publicly available.

Finally, the CCV and LCJA partnership stems back over a decade working on policies that support rural environmental justice communities, most notably in 2015, LCJA and CCV formed

a coalition named Action for Climate Equity (ACE) workgroup to provide guidance to CARB in the investment of GGRF Funding among California’s most vulnerable communities, including the Eastern Coachella Valley.

## 9. EJ Community Science Committee

In anticipation for selection as a Year 1 community for expanded air monitoring and emissions reduction plans, the ECV community is prepared to launch an Environmental Justice Community Science Committee as currently envisioned in the draft Community Air Protection Blueprint. This will come as a result of the continuous participation of ECV residents and their dedication to advocate for change and environmental justice. The committee will be comprised of representatives within the nominated community who experience cumulative impacts from exposure to multiple toxic air pollutants, including but not limited to, communities with minority or low-income populations. This will allow for meaningful involvement in the development and implementation of the Community Air Protection Program, which includes air monitoring and an emissions reduction plan.

Any monitoring siting and emissions reduction plan will be done in consultation with the EJCSC, This advisory committee will engage in all stages of the process; the project, including participant recruitment, execution of community hazard/asset mapping (Basara and Yuan 2008)[7], air monitoring site selection and operation, development and implementation of an emissions reduction plan interpretation and dissemination of results, and project evaluation.

The EJCSC members will be involved in the decision on where to site monitors in a network with community participation or input, a continuing innovative idea of our project. We will engage the community in the design and expansion of the air quality monitoring network, collect data, analyze and show progress while developing an emissions reduction plan. We will refine previously developed, scientifically rigorous site-selection methods and include community knowledge of important sources of air pollution, cumulative hazards, and vulnerable populations.

We will facilitate discussions with community members to identify neighborhoods of concern and to conduct community mapping to identify assets if necessary as well as environmental hazards that are either sources of air pollution or may act cumulatively to affect the health of the neighborhoods’ residents, including outreach to the community.

## 10. PM Monitoring Expansion

This project will include maintaining and expanding the IVAN Air PM Monitoring system in the Salton Sea Air Basin and ECV communities, along with the training of community members to conduct PM monitor operations and maintenance in addition to:

- Calibration—Use of gathered co-location data to calibrate monitors against a regulatory PM monitor for ECV region.

- Site Selection—CSC engaged in site selection and recruitment.
- Monitor Deployment—Development of training materials for community members interested in monitoring project, deployment, and maintenance. Local community will be trained to take ownership of community monitor operations in the area.
- Data Dissemination—IVAN Coachella updated to reflect expanded network.
- Communications and community emissions reduction plan—CSC convened to determine emissions reduction plan.

One goal of calibrating the community sensors is to justify additional regulatory sensors in the ECV that help the community respond to adverse air pollution days. Additional regulatory sensors can also help SCAQMD and other groups facilitate community development through smart industrial activities that do not impair the health of the vulnerable population in the ECV.

Additionally, the Building Healthy Communities Neighborhood Action Team is preparing a parallel community science program that focuses on mapping and deploying community science air and water sensors. That program will also leverage community collected (and calibrated) data to advocate for additional monitoring of the environment as the climate, industries and the Salton Sea change through the coming years. These two networks will work concurrently and collaboratively to develop a robust air monitoring system that will be used to support the development of emissions reduction strategies.

## 11. Conclusion

Major components of AB 617 include air quality monitoring, emission reduction program, regulatory action, funding incentives and most importantly, meaningful participation by affected communities. In the final analysis, the process and methodology put forth by SCAQMD is continuing to perpetuate the exclusion of rural and agricultural communities in competitive state programs. The ECV, home to multiple sources of pollution characteristic of rural areas, is prime for air quality monitoring and emission reduction plans due in large part to its engaged constituency and their contributions to land use and transportation planning efforts in the region, development of the Salton Sea Management Program and their ability to partner with local, regional and state agencies to leverage resources necessary to advance environmental, public health and economic opportunity in the region. Community leaders are sufficiently prepared to work with their neighbors, community partners, SCAQMD, CARB and other stakeholders to establish a local steering community to ensure compliance with the intent and spirit of AB 617.



September 21, 2018

Karen Magliano, Division Chief  
Office of Community Air Protection  
California Air Resources Board  
1001 I Street  
Sacramento, CA 95814



Dear Ms. Magliano,

Thank you for meeting with us this week and for the time that you have spent over the past few months to listen and meet with residents of the Eastern Coachella Valley to learn more about their concerns and priorities. Being able to have those face-to-face conversations with community residents makes all the difference when it comes to addressing the impacts experienced by environmental justice communities.

Per your request at our meeting on Wednesday, September 19th, with CARB, SCAQMD, Comite Civico del Valle, Alianza Coachella Valley, and Leadership Counsel, we write this letter detailing AB 617 implementation and additional project opportunities that will complement AB 617 and greatly benefit the ECV communities.

We respectfully request that CARB and AQMD do the following:

1. Recommend the selection of the Eastern Coachella Valley for development and deployment of a regulatory air monitoring system in year 1, to the California Air Resources Governing Board.
  - a. In conjunction with the air monitoring system that Comite Civico will develop in the ECV with the Community Air Grant that they were awarded, the additional deployment of a regulatory air monitoring system will strongly position the ECV for development of a community emission reduction plan in year 2. At the meeting, we all agreed that a greater understanding of sources of pollution would be of benefit to all parties. We believe that doing so is in line with intent and goals of AB 617.
2. By November 2018, meet with community residents in the ECV at a time and date that is convenient for residents to identify and develop priority project proposals for funding from AB 134 funds provided to AQMD by the Legislature.
  - a. Some of these projects may include community rideshare programs, zero-emission school buses, public transit buses, clean truck projects, the pavement of mobile home parks and other locations that lack this infrastructure, and weatherization programs to mitigate the pollution and air contaminants that flow into dilapidated mobile homes. A few measures to look at include: the

Budget Act of 2017 (AB 134), the Goods Movement Emission Reduction Program, and the Carl Moyer Memorial Air Quality Standards Attainment Program which allocate a significant amount of funds for projects in disadvantaged and low-income communities most burdened by air pollution.

3. In conjunction with the discussion of AB 134 funds, meet with community residents in the ECV to identify and develop project proposals for funding from the \$245 million allocation for the Community Air Protection Program in 2018-2019 Greenhouse Gas Reduction Fund expenditure plan.
  - a. AB 856 allows CARB and SCAQMD to work with community residents to identify priorities through a public process for AB 617 selected communities and for communities being considered for future selection. We ask that you commit to working directly with ECV residents to develop proposals, engage other relevant agencies and provide technical assistance to ensure successful funding awards.
4. Partner, fund, and complete a health assessment by December 2019 to determine the source of health impacts raised by residents, such as nosebleeds, asthma attacks, allergies, etc. CARB and OEHHA shall commit to meeting with community residents by November to develop the scope and process of this assessment.
  - a. Work with Dr. Ryan Sinclair at the Loma Linda University School of Public Health to validate the high asthma prevalence found in the North Shore and Oasis communities of the ECV. The original 2014 assessment was conducted by the CIRS, Loma Linda University and organized through Alianza Coachella Valley (formerly, Building Healthy Communities of the ECV). The study is titled “Environmental Health Assessment”.
5. Develop and implement avenues to integrate community-owned data into the regulatory process and statewide tools like CalEnviroScreen.
  - a. This will provide a greater opportunity for tools, such as CalEnviroScreen, to more accurately reflect the environmental impacts in rural and agricultural communities with lower population density.
6. Recommend the ECV for a Community Emission Reduction Plan in year 2 of AB 617 implementation.

By following the efforts outlined above, we will begin to develop a stronger partnership between our respective organizations and the ECV community. These efforts will reflect the extensive environmental impacts experienced by community residents and reassert the need for further investment and consideration that the ECV has minimally received.

We look forward to continuing our collaboration with CARB and AQMD and greatly appreciate your time and consideration of our comments. If you require additional information or have any questions, please contact Rebecca Zaragoza at [rzaragoza@leadershipcounsel.org](mailto:rzaragoza@leadershipcounsel.org) or call (760) 774-3528.

Sincerely,

Rebecca Zaragoza  
Policy Advocate  
Leadership Counsel for Justice and Accountability

cc: Richard Corey, Executive Officer, CARB  
Veronica Eady, Assistant Executive Officer, CARB  
Kurt Karperos, Deputy Executive Officer, CARB  
Wayne Natri, Executive Officer, SCAQMD  
Jill Whynot, Chief Operating Officer, SCAQMD  
Jo Kay Gosh, Health Effects Officer, SCAQMD  
Fabian Wesson, Assistant Deputy Executive Officer, SCAQMD  
Daniel Wong, Legislative, Public Affairs, and Media, SCAQMD



A quien Corresponda.

Señoras y Señores, somos los residentes de north shore y estamos básicamente pidiendo de favor que ustedes que pueden ayudar a salvar la laguna, los que tienen voz y voto y están más cerca de las autoridades, y los altos mandos ayudenos a salvar la laguna, porque ahora si que el agua es vida y aunque es sabida primero que nada es algo muy hermoso, bueno si ustedes vinieran aca y por ejemplo vieran un atardecer les encantaria, o esas noches de luna si vieran que bonito se refleja sobre el agua es algo impresionante, nosotros somos personas muy trabajadoras, sencillas y que amamos a nuestros hijos y es por ellos que estamos muy preocupados por que la laguna se esta secando y eso esta causando enfermedades en las personas, ~~algunas~~ algunas tienen manchas en la piel, otras tienen alergias, les sangra la nariz a otros les a dado asma. entonces esas enfermedades nos preocupan mucho, eso sin contar que al irse secando, el polvo acabara con los arboles frutales, las verduras, las plantas y al final algunos moriremos por los químicos del polvo <sub>torrem.</sub>

Hoy por hoy esc es un problema muy grave si se  
 ponen a pensar afectara tambien la economia  
 porque nuestro valle es el mayor impulsor en la  
economia por todas <sup>las</sup> frutas, verduras y maiz al  
 final este valle de coachella sera Zona muerta.  
 y los que quedentendrian que hirse a otro lugar  
 y perderiamos nuestras casas que con tanto esfuerzo  
 trabajo y amor construimos y no sabriamos en que  
 trabajar porque nosotros somos gente del field.  
 Entonces hagamos juntos la diferencia trabajemos  
 por nuestra laguna para tener un mejor futuro  
 para las nuevas generaciones, se los pedimos de  
 todo corazon.

Talves si la laguna se arregla vendrian turistas de  
 muchos lugares del mundo a ver y disfrutar de un  
 verano espectacular. ATTE:

[Redacted signature and address block]

*(English Version of Resident Letter)*

To whom it may concern:



We are residents of North Shore and we are asking you who have the power, voice, and closer to those with authority and responsibility, to please help us save the Salton Sea. Water is life and although the Sea is extremely salinated, it is extremely beautiful. If you were to visit the Sea and see a sunset year, you'd love it. You'd be impressed to also see how beautiful the Sea looks at night with the moon reflecting on its water.

We are all hardworking and humble people. We love our children and it's for them that we are so worried that the Sea is dying. It is causing illnesses and other health effects in the people that live here. Many have had allergic reactions on their skin, frequent nosebleeds, and other are suffering from Asthma. These illnesses worry us. With the receding of the Sea, the dust that blows form the Sea will affect our trees and fruit production, the plants, and in the end, many of us will die because of the toxic dust that we breathe.

This is a very big problem. If you think about it, this will also affect the economy because the Coachella Valley is the main producer of fruits, vegetables, and other produce that contributes to the local and national economy. In the end, the Eastern Coachella Valley will be a dead zone. Whoever's left will have to leave and lose their homes that we worked so hard to build. We wouldn't have job opportunities because we are people of the land and work in the fields. It's also possible, that if we save the sea, many tourists will visit the area from all over the world and will be able to enjoy an incredible summer at the Sea.

So, let's work together to make a difference. Let's work to save the Salton Sea so we can have a better future for the next generations. We ask this of you with all our hearts.

Sincerely,

A large black rectangular redaction box covering the signature of the first individual.A large black rectangular redaction box covering the signature of the second individual.

# Asthma in the Coachella Valley

**Ann Cheney, PhD, project lead**

**Department of Social Medicine Population and  
Public Health**

**Center for Healthy Communities**

**BREATHE Conference**

**May 17, 2019**



# Project Team

- Ann Cheney, Ph.D., Project Lead
  - UCR SOM Dept. Social Medicine Population and Public Health
- Ms. Maria Pozar, Community Lead
  - advocate and resident of North Shore
- Gemma Kim, M.D., M.S., Faculty Mentor
  - Director UCR Family Residency Program
- David Lo, M.D., Ph.D., Faculty Mentor
  - UCR SOM Division of Biomedical Sciences

# Acknowledgements

- Project was funded by the UCR SOM Dean's Innovation Award
- *Promotoras*
  - Sandra Ramirez, Sonia Rodriguez, Marisol Pena
- Student research assistants:
  - Patrick Survey and Arpita Gupta, medical students
  - Anayelli Vasquez Aparicio, undergraduate students

# Childhood Asthma & the Salton Sea

- ▶ ~14.8% of child population in Riverside County suffers from asthma (vs 10.1% state)
  - ▶ SES and environmental exposures augment risk
- ▶ Salton Sea is an ecological disaster
  - ▶ Years of agricultural runoff, high salinity, drying up
- ▶ Analysis of particles in the Salton Sea dust in animal models:
  - ▶ significant neutrophil inflammation but no eosinophils, the primary cause of asthma

# Study Rationale

- *USMEX: Unidos por Salud*
- Bilingual research project
  - Identified priorities and healthcare access barriers among Mexican migrants in the eastern Coachella Valley
- 9 in-home meetings with 82 community members
  - Child health #1 concern





# Child Health along the Salton Sea

## › Asthma & respiratory distress

“Allergies, almost all allergies that we see are asthma. But, other allergies that I’ve seen a lot of ... skin allergies, eyes, nasal, coughs, and most of all bronchitis.”

“[The sea] gives asthma to children, it has infected them.”

*Asthma-like syndrome involving respiratory distress, allergies, and chronic nosebleeds.*

A photograph of a road scene with a speed limit sign. The sign is rectangular with a black border and contains the text "SPEED LIMIT" and the number "50" in large, bold, black letters. To the left of the sign, there are several utility poles with cross-arms and power lines stretching into the distance. In the foreground, a construction barrier with red and white diagonal stripes is visible. The background is hazy and overcast, suggesting a cloudy day. The overall color palette is muted, with a lot of grey and brown tones.

SPEED  
LIMIT  
50

# Asthma-like Syndrome?

- ▶ Is there a distinct asthma-like syndrome in children living near the Salton Sea?
  - ▶ Engage the community around childhood asthma in communities bordering the Salton Sea
  - ▶ Characterize childhood asthma, healthcare service use, and treatments (home remedies & biomedical)
  - ▶ Obtain pilot data

# Methods

- Community Based Participatory Research
  - Equitable sharing of resources and co-creation of knowledge
  - 4 *promotoras* administered surveys in Spanish and Purépecha
- Survey questions
  - Focal child's health & asthmatic symptoms
  - Healthcare service use, biomedical treatment
  - Use of traditional and home remedies
- Open-ended question:
  - “how does the sea affect the health of your child?”



# Participant Characteristics (n=70)

- 98.6% mother of child
- Country of origin
  - 83.4% born in Mexico
  - 11.4% US & 4.3% El Salvador
- Education
  - 28.6% HS/GED,
  - 27.1% middle school,
  - 24.3% elementary
- **60.6% farmworkers**
  - 34.5% migrate



- Lived near sea from 3 to 28 years
- Over 40% live in trailers

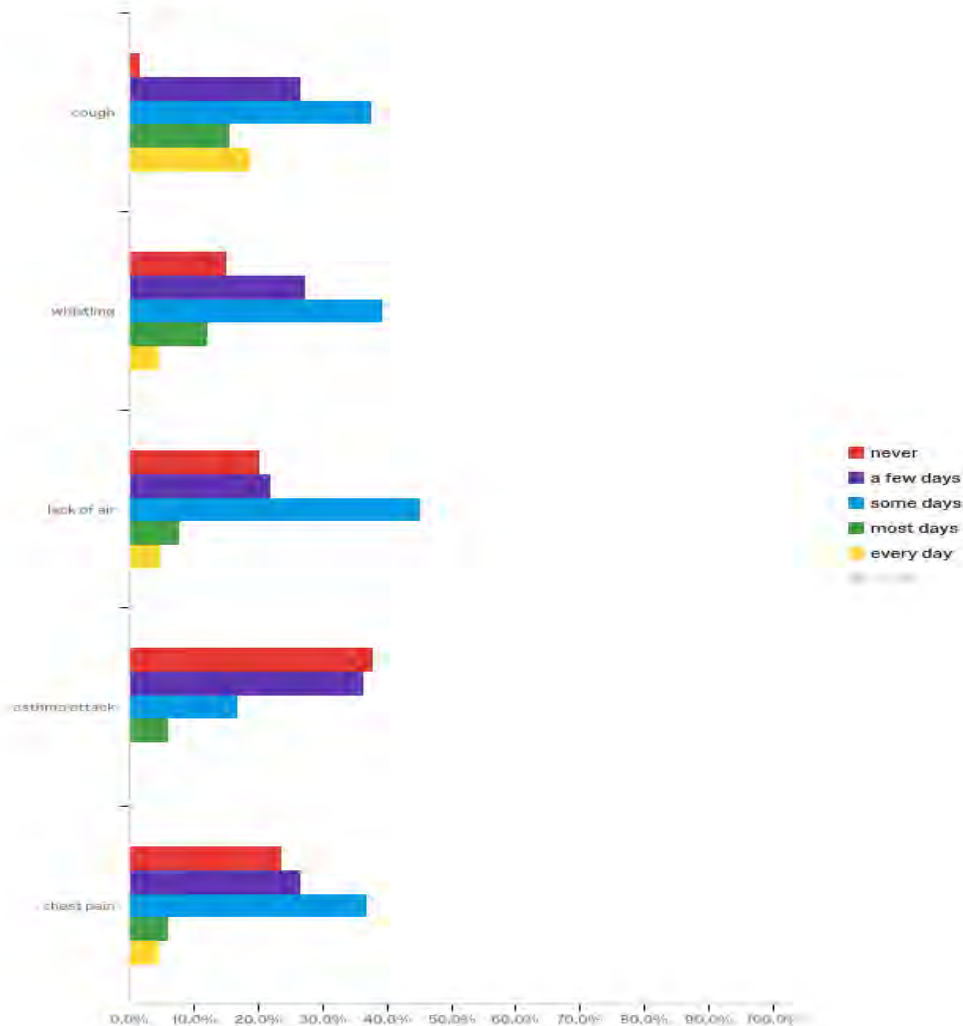
# Focal child characteristics

- 92.6% Latino
- 91.4% born in US
- 2-18 years, bilingual Spanish-English
- Most have MediCal and IEHP members



# Child Asthma Symptoms

Asthma Symptoms



During the last 4 weeks:

100% had an asthma attack

# Related Symptoms

➤ 81% had allergies (n=58)

Type	(n)%
Medicine	(10) 16.4%
Mold	(13) 21.0%
Pets	(18) 18%
Insect bites	(23) 37.7%
Skin	(26) 41.3%
Household product	(25) 43.9%
Pollen	(37) 61.7%
Dust	(50) 82.0%

- 57.1% of caregivers reported their children have bloody noses
- 95.7% of caregivers reported that when the weather changes their child gets sick



# Remedies and Treatments

- ▶ Vicks vapor rub, honey & tea
- ▶ Most use inhalers and nebulizers w/albuterol prescribed by doctors (last year)
- ▶ Health services use in past year for asthma:
  - ▶ 80.6% reported child having a routine check
  - ▶ 42.6% reported their child accessed emergency room
- ▶ JFK & Kennedy Memorial emergency care

# Open-ended responses

“I believe the problem is more severe in this area, where we live, because its an agricultural area and they [children] absorb a lot of pesticides. When the weather changes it’s even more complex.”

“My concern is when there is wind. They [children] get sick mostly from severe coughing and allergies.”

# Next Steps

- › Conduct bivariate and multivariate analyses
- › Analyze the qualitative data
- › Obtain funding for a large-scale study

# Questions

## Contact information:

Project leader: Ann Cheney

[Ann.cheney@medsch.ucr.edu](mailto:Ann.cheney@medsch.ucr.edu)



May 15, 2019

Kelly Trainor Gamino  
Air Quality Specialist  
South Coast Air Quality Management District  
21865 Copley Dr,  
Diamond Bar, CA 91765

**RE: Reclassification of Coachella Valley for the 1997 8-Hour Ozone Standard**

Dear Ms. Kelly Trainor Gamino,

Leadership Counsel for Justice and Accountability submits the following comments in response to the South Coast Air Quality Management District's (District) voluntary reclassification request for the Coachella Valley to be an extreme nonattainment area for the 1997 8-hour ozone national ambient air quality standard. We welcome the opportunity to work with Coachella Valley residents and the Air District to address high levels of ozone and to and prioritize and protect public health. In particular, we look forward to working with the District to develop an action oriented and enforceable State Improvement Plan as required by the reclassification request.

We have a history of working in direct partnership with residents around air quality in the Eastern Coachella Valley, and in recent comments, particularly concerning the Community Air Protection Program, we have highlighted community concerns regarding the District's presence and action steps to improve air quality and make the Eastern Coachella Valley a healthier and safer place to live in.

While the District maintains it needs more time to reach attainment for the 8-Hour Ozone Standard in the Coachella Valley, it is clear that the District is falling incredibly behind in addressing the air quality issues in the region, rendering the Eastern Coachella Valley communities the most vulnerable to pollution impacts and repercussions. It is also our understanding, that the District plans on reducing ozone levels within the South Coast Air Basin as a primary solution. On one hand, the reclassification request itself further illuminates the District's history of inaction in the region, and secondly, the direction that's being followed does not provide meaningful assistance to the communities that are suffering from pollution that's

being produced elsewhere in addition to the local sources of pollution that residents are exposed to.

In the Draft Staff Report on the “Request for Reclassification of Coachella Valley for the 1997 8-Hour Ozone Standard,” District staff details the current air monitoring stations that exist throughout the Coachella Valley on page 2-1. As stated, there are only two monitors that measure ozone: one in Palm Springs and the other in Indio. The existing air monitoring stations in the Coachella Valley are insufficient and would require an expanded regulatory system to identify the impact in other areas of the Valley. While the staff report notes some efforts including meteorological studies and measures in air quality management plans, it fails to disclose what actions will be taken to reach attainment levels in its request to the U.S. Environmental Protection Agency. It is crucial for the District to provide concrete and detailed plans that answer the following questions as part of the reclassification request:

- What regulatory measures will be taken to ensure that the Coachella Valley reaches attainment in 2024 as part of the State Improvement Plan (SIP)?
- How will the District respond to climate change threats, events, and potential opportunities in order to stay on track for their 2024 timeline?
- How will the District increase collaboration with impacted communities, U.S. EPA, California Air Resources Board and Tribal Governments to ensure that community and tribal members residing in the Coachella Valley are engaged in the development of the SIP?

The Draft Staff Report also states that the SIP would be based on existing and planned regulations and would not include specific regulations for local sources in the Coachella Valley. This action would further perpetuate lack of attention and fail to address all stationary and mobile sources that contribute to high ozone levels in the Coachella Valley. To date, staff has failed to provide detailed information as to why the required SIP would not include development of new regulations for stationary and mobile sources specific to the Coachella Valley. To fully address and mitigate high levels of ozone and other air quality impacts the required SIP must go beyond existing regulations and be inclusive of expanded and new stationary and mobile source regulations in the Coachella Valley. To do this effectively, the District must expand its limited regulatory air monitoring network, which as already mentioned, consists of only two monitors.

Additionally, we would like to see an enhanced public outreach and participation process on behalf of the District, especially as it seeks to develop the SIP. The communities that we work with in the Eastern Coachella Valley do not rely on email or newspaper ads to learn about community meetings or events. The District must hold meetings at accessible locations and at times that are convenient for working families in the Coachella Valley. More accessible locations

for public meetings in the ECV include, the Desert Mirage High School Complex in Thermal, the Mecca Library, the Mecca Boys and Girls Club, the North Shore Beach and Yacht Club, and the San Jose Community Center in Oasis. It is also important to provide materials related to this matter in accessible formats to allow for meaningful review and input by community residents. The District must take steps to ensure more robust outreach as an agency and not solely rely on community organizations. A robust public participation process would ensure meaningful input and must be prioritized given public health impacts as a result of poor air quality in the region. t

\*

\*

\*

\*

Thank you for the opportunity to provide comments. We reiterate our request that the District include detailed actions it will take to reach attainment status in its request for reclassification, ensure a robust public process and request that the SIP is inclusive of new and expanded regulations for local sources in the Coachella Valley. We look forward to working together to improve air quality and public health in the region. For questions or concerns, please do not hesitate to contact Rebecca Zaragoza at [rzaragoza@leadershipcounsel.org](mailto:rzaragoza@leadershipcounsel.org) or call (442) 400-3357.

Sincerely,

Rebecca Zaragoza  
Senior Policy Advocate  
Leadership Counsel for Justice and Accountability



May 22, 2019

Clerk of the Board  
California Air Resources Board  
1001 I Street  
Sacramento, CA. 95814

Re: 2019 Incentive Funding Guidelines for the Community Air Protection Program

To Whom It May Concern:

The undersigned organizations work alongside community leaders and environmental justice communities throughout California. In order to improve air quality and improve health outcomes in the most vulnerable communities in California, we have engaged in and informed implementation of the Community Air Protection Program.

We appreciate the efforts of CARB staff to develop the proposed Incentive Funding Guidelines for the Community Air Protection Program (Proposed Guidelines). As we have discussed in the past, CARB must be explicit that air districts must take swift regulatory action to reduce emissions and not solely rely on incentive funding as a primary mechanism. We offer the following comments to further strengthen and expand the draft guidelines consistent with AB 617 and the Community Air Protection Blueprint (Blueprint).

### **Establish Requirements for Air Districts to Ensure Consistency and Conformity with State Law and Guidance**

We appreciate the inclusion of guiding principles in proposed guidelines and ask that we build on this strength by establishing explicit requirements to provide direct guidance to air districts. The following requirements should be made explicit in final guidelines as they are consistent with AB 617, SB 856 and the Blueprint.



- All projects should demonstrate quantifiable emission reductions and reduced exposure based on estimated reductions and clear monitoring and evaluation measures.
- All projects and uses of the funds must be consistent with community identified priorities
- Transparent, meaningful public processes must be established to determine use of funds.
- Air Districts must direct funds to zero greenhouse gas emission projects and infrastructure so as to help reach climate goals and achieve carbon neutrality
- Emission reductions from funded projects must be above and beyond what is already required by existing rules and regulations
- No increase in greenhouse gases, toxic air contaminants and criteria air pollutant emissions as a result of funded projects
- Expenditures of incentive funds shall not result in negative environmental, public health, economic and physical impacts in environmental justice communities

### **Program Administration - CAP Incentive Policies and Programs Manual**

We understand CARB intends to embark on a public process in the near future to develop criteria to guide air districts in expending incentive funds at the local level. As mentioned above, CARB must make sure that local community steering committees and community residents are guiding and deciding how to use funds that will lead to actual and verifiable emission reductions. As currently written, the program administration section of the Proposed Guidelines indicates that the incentive funding will be administered by local air districts. We are concerned about the degree of authority ceded to the air districts, especially given their often limited understanding of appropriate and effective community engagement. CARB must make explicit its intention to undertake a transparent public process to develop criteria to guide investment decisions and ensure that outcomes of this process are driven by community input and authentically integrated in the overall guidance for use of investment funds. Consistency with AB 617 requires that impacted communities ultimately determine best use of funds.

As a more general matter, we request that CARB require air districts to undertake transparent public process to develop their CAP Incentive Policies and Programs Manual, and, additionally, request that CARB reviews and approves or rejects each CAP Incentive Policies and Program Manual to ensure consistency with AB 617 and the Blueprint. The draft guidelines merely propose that CARB may choose to review manuals and/or districts may request CARB to review plans. Our experience demonstrates a need for transparent public processes to ensure incentive funding ultimately leads to emission reductions as well as the need for transparent and meaningful accountability.

Finally, the draft guidelines recommend that the Carl Moyer program be the model for administrative requirements for AB 167 grant funding. We see the goals of Carl Moyer and 167 grant funding related yet distinct and recommend a more flexible understanding of emission reductions. The Carl Moyer program requires direct and quantifiable emissions reductions and cost

benefit analysis. Some projects that are potentially fundable through this grant program, such as planning grants, may not lend themselves to quantified cost benefit analysis such as Carl Moyer requires. In order to fund a broader array of projects, the AB 617 guidelines should require a clear nexus to emission reductions and/or reduced exposure, and estimates of the reductions that are anticipated, and measures to ensure accountability, but should not require cost benefit analysis for those projects for which it is not feasible.

### **Addressing Hexavalent Chromium**

We also reiterate our preference for and emphasize the urgent need for regulations requiring hexavalent chromium emissions instead of merely relying on incentive funds to reduce emissions. We also note the problematic nature of requiring a project life of just three years as proposed in the draft guidelines. CARB must require reductions for longer than three years and should seek to ensure that pollution does not return

### **Categories to Consider for Funding**

While CARB will undertake a public process to develop criteria to guide use of funds, we offer the following suggestions:

**Stationary Source projects.** We support the funding eligibility for elimination of hexavalent chromium emissions or conversion of hexavalent chromium to trivalent chromium at stationary source facilities. We request that funding eligibility be extended to replacement of equipment that emits diesel exhaust at stationary sources in or near AB 617 communities. Whereas the Moyer program funds reduction of diesel emissions from mobile sources, and Prop 1B funds reduction of emissions from freight-related sources, neither of these funds reduces diesel emissions, such as cranes or boilers, from stationary sources. These can be significant sources of diesel emissions, and we support extending funding eligibility to diesel emissions from facilities not included in the cap and trade regulations.

**Agricultural Sources of Pollution.** We appreciate CARB's broad inclusion of area wide sources of emissions as eligible for funding. For years, community residents have testified of severe air quality impacts of agricultural operations, pesticide application and dairy operations. These sources of emissions have been identified by community residents in Fresno, Shafter and in the Eastern Coachella Valley. We recommend incentive funds support small and medium scale lower income and socially disadvantaged farmers transition from using pesticides toxic air contaminants to more ecological alternatives. More importantly, CARB and air districts must take swift action to address agricultural sources of emissions through strengthened rules and regulations.

**Planning Grants.** We recommend that public agencies be eligible to apply for air quality or emission reduction planning grants that target emissions in AB 617 communities. Existing grant programs offer funding for shovel-ready projects and equipment, but not for the development of

comprehensive plans on which such equipment replacements and infrastructure developments should be based. Plans that include ambitious, quantified goals for emission reduction and clear timelines for implementation are essential for cities, counties, ports, and similar public agencies to transition away from diesel equipment in a planned and transparent process that provides accountability for reaching goals. For this reason we support addition of planning grants as eligible projects under the AB 617 guidelines.

**Zero Emission Mobile Sources.** Mobile sources projects should be limited to zero emission infrastructure only. The state should not invest in technologies that continue our reliance on fossil fuels.

**Reducing Air Pollution Exposure in Homes.** The guidelines include a new category for projects at schools. Communities are grateful for this inclusion, but want to see air filtration projects extend beyond schools and into the home. Residents critically need air filters to protect against poor air quality in their communities. Air filters are prohibitively expensive for many residents. The need for air filters in homes was raised by many residents in different rural communities.

**Road infrastructure and urban greening to provide barriers and reduce exposure to area-wide sources of pollution in rural communities.** Communities have identified urban greening as a solution to protect communities from area-wide contaminants. Dust, pesticides, and other contaminants greatly affect residents who live in already vulnerable conditions. Urban greening and vegetative barriers can block contaminants that impact the local air quality. The community of North Shore serves as a perfect example. Being located adjacently to one of the State's largest environmental concerns, North Shore is growing increasingly vulnerable to the toxic dust particles that originate at the Salton Sea. Residents here would like to see an increase in state assistance to make their community greener, cleaner, and more resilient to poor air quality.

Airborne dust is another major air quality issue in communities given how dry it can get in the summer and how many rural roads are unpaved. Cool paving would go a long way in terms of reducing air pollution and extreme heat. In the summer, dirt streets can become extremely dry and vehicles driving by at fast speeds kick up a lot of dust, exposing residents to high levels of particulate matter. In the Eastern Coachella Valley, for example, the majority of the population in the unincorporated region live in small mobile home parks, most commonly known as Polanco Parks. Many of these Polanco Parks are unpaved which has been one of the main areas of concern for residents. Residents also suggested putting speed bumps or speed monitors on the streets as traffic-calming measures. Paving and supporting infrastructure would not only decrease dust exposure, water consumption--which is typically done as a dust mitigation measure--but also reduce the noise pollution in neighborhoods, and increase safety for residents. These were all co-benefits identified by residents.

\* \* \* \* \*

Thank you for the opportunity to offer comments. We look forward to working with communities, air districts and CARB to ensure actual pollution reductions in communities most impacted. Please feel free to contact us with any questions at (55) 393-3617 or by email at [vgaribay@leadershipcounsel.org](mailto:vgaribay@leadershipcounsel.org).

Sincerely,

Veronica Garibay, Co-Executive Director  
Leadership Counsel for Justice and Accountability

Nayamin Martinez, Executive Director  
Central California Environmental Justice Network

Joy Williams, Research Director  
Environmental Health Coalition

Paulina Torres, Staff Attorney  
Center on Race, Poverty and the Environment

Julia May, Senior Scientist  
Communities for a Better Environment

Kevin Hamilton, Chief Executive Officer  
Central California Asthma Collaborative

Lizette Hernandez, Director of Environmental Health Programs  
Physicians for Social Responsibility - LA

	Permit (Polanco)	Status	Closed Date	# Spaces	Address	City	Zip	APN	PAVED
1	403353	FINAL	19980629	12	61335 HIGHWAY 86	INDIO	92274	759-120-011	Phase 1
2	404354	FINAL	20030128	12	61101 HIGHWAY 111	THER	92274	757-341-002	Phase1
3	415901	FINAL	19980218	12	84155 56TH	THER	92274	759-020-027	
4	417351	FINAL	20010315	11	69751 PIERCE	THER	92274	749-140-006	Phase 2
5	BMK000001	FINAL	20021227	12	62775 HWY 111	THER	92274	749-050-011	
6	BMK000002	FINAL	20050601	12	85641 MIDDLETON ST	THER	92274	751-170-015	
7	BMK000004	FINAL	20030204	12	87260 AVENUE 61	THER	92274	757-260-009	
8	BMK000005	FINAL	20000817	8	53600 FILLMORE ST	THER	92274	763-180-002	
9	BMK000006	FINAL	20060214	12	88855 AVENUE 70	THER	92274	749-190-010	
10	BMK000009	FINAL	20030108	6	52255 FILMORE ST	THER	92274	763-150-015	
11	BMK000030	FINAL	20030102	12	88300 AVENUE 57	THER	92274	757-110-020	Phase 1
12	BMK010003	FINAL	20010405	12	69455 PIERCE ST	THER	92274	749-140-017	Phase 1
13	BMK010017	FINAL	20030721	10	85400 AVENUE 55	THER	92274	763-240-030	Phase 1
14	BMK030001	FINAL	20030910	4	88300 AVENUE 57	THER	92274	757-110-020	Phase 1
15	BMK030002	FINAL	20040811	12	67959 LINCOLN ST	THER	92274	727-260-016	Phase 2
16	BMK030004	FINAL	20040802	12	90125 AVENUE 70	MECC	92254	729-090-008	Phase 1
17	BMK030005	FINAL	20031215	12	72751 PIERCE ST	THER	92274	749-260-008	Phase 1
18	BMK030006	FINAL	20050531	12	85751 AVENUE 61	THER	92274	759-140-014	
19	BMK030007	FINAL	20050531	12	85865 61ST	THER	92274	759-140-009	Phase 1
20	BMK030008	FINAL	20041008	12	69780 GRANT ST	MECC	92254	759-070-011	
21	BMK030009	FINAL	20040329	12	61320 PIERCE ST	THER	92274	757-341-008	
22	BMK030010	FINAL	20040412	12	88210 AVENUE 57	THER	92274	757-110-025	Phase 1
23	BMK030012	FINAL	20050328	12	62325 HIGHWAY 111	THER	92274	749-050-010	
24	BMK030013	FINAL	20041110	9	85885 MIDDLETON ST	THER	92274	751-180-006	
25	BMK030014	FINAL	20041101	12	88385 AVENUE 56	THER	92274	757-100-009	Phase 1
26	BMK030015	FINAL	20070315	11	88351 AVENUE 58	THER	92274	757-220-023	
27	BMK030018	FINAL	20090522	12	88455 AVENUE 57	THER	92274	757-140-009	
28	BMK050001	FINAL	20070803	12	64975 AVENUE 65	THER	92274	751-050-007	
29	BMK050004	FINAL	20071017	6	88773 69TH AVENUE	THER	92274	749-140-015	Phase 1
30	BMK050007	FINAL	20060721	12	88875 AVENUE 70	THER	92274	749-190-012	Phase 1
31	BMK050008	FINAL	20060519	12	69353 PIERCE ST	THER	92274	749-140-016	Phase 1
32	BMK060001	FINAL	20061030	12	56523 DESERT CACTUS	THER	92274	757-080-018	Phase 1
33	BMK060007	FINAL	20080522	12	84091 AIRPORT BLV	THER	92274	759-020-002	
34	BMK070005	FINAL	20090403	12	64545 HIGHWAY 111	MECC	92254	727-091-011	
35	BMK070024	FINAL	20100318	12	89200 AVENUE 81	THER	92274	755-251-012	
36	BMK070042	FINAL	20080102	6	88773 69TH	THER	92274	749-140-015	Phase 1
37	BMK080075	FINAL	20090914	12	76250 HIGHWAY 195	THER	92274	755-180-001	Phase 1
38	BMK090006	FINAL	20150430	12	64270 VELA CT.	THER	92274	749-330-003	Phase 2
39	BMK090009	FINAL	20091222	12	88375 56TH AVE.	THER	92274	757-100-013	Phase 1
40	BMK090029	FINAL	20150608	12	88455 AVENUE 66	THER	92274	749-090-031	Phase 2
41	BMK090036	FINAL	20121001	12	59700 PIERCE ST	THER	92274	757-250-019	
42	BMK130012	FINAL	20140707	9	88100 AVENUE 57	THER	92274	757-110-023	

43	BMK090048	FINAL	20170321	12	88676	AVENUE 76	THER	92274	755-150-021	Phase 2
44	BMK090057	FINAL	20170228	12	65830	HIGHWAY 86	THER	92274	751-080-003	Phase 2
45	BMK100028	FINAL	20161219	12	56850	FILMORE ST	THER	92274	757-080-016	
46	BMK100036	FINAL	20161205	12	66700	MARTINEZ ST	THER	92274	751-210-003	
47	BMK120013	FINAL	20161206	6	88456	AVENUE 57	THER	92274	757-110-033	
48	BMK140005	FINAL	20170410	12	88755	58TH AVE.	THER	92274	757-220-029	

	Permit (Polanco)	Status	Closed Date			Address	City	Zip	APN	PAVED
1	BMK120004	ISSUED		12	87842	AVENUE 66	THER	92274	749-320-003	
2	BMK140004	ISSUED		12	56845	DESERT CACTUS	THER	92274	757-080-016	

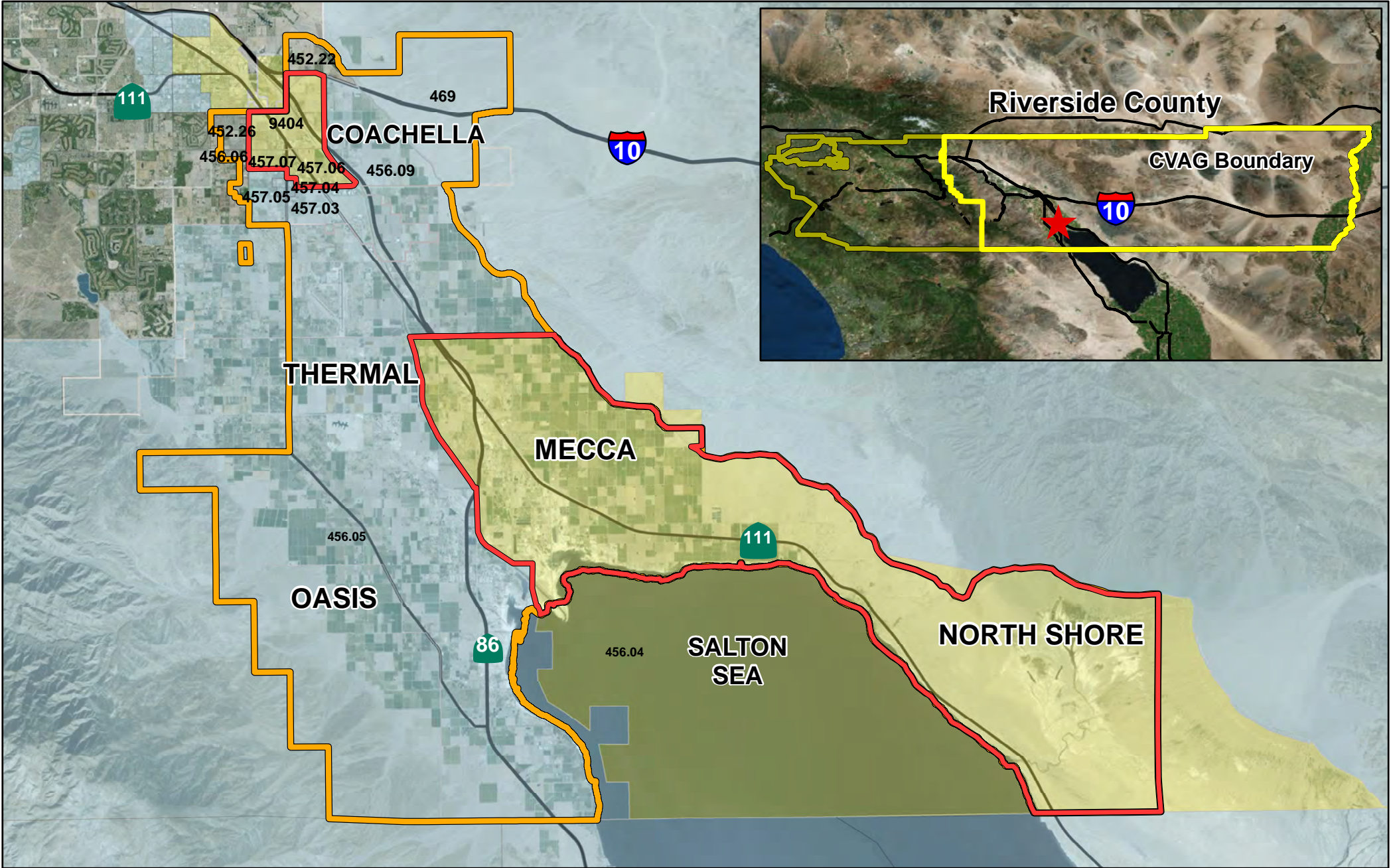
	Permit (Polanco)	Status	Closed Date			Address	City	Zip	APN	PAVED
1	BMK100050	EXPIRED		12	89860	64TH	MECC	92254	749-060-021	Phase 2
2	BMK100046	EXPIRED		12	82350	58TH	THERM	92274	764-130-023	Phase 2
3	BMK080066	EXPIRED		12	52742	FILLMORE ST	THERM	92274	763-170-018	Phase-2

	Permit (MOG)	Status	Closed Date			Address	City	Zip	APN	PAVED
1	BMK160013	ISSUED		6	70980	WHEELER ST	MECC	92254	729-130-020	
2	BMK160011	PLCK		12	56675	HIGHWAY 86	THER	92274	759-020-010	
3	BMK160015	PLCKAPPRV		12	88410	AVENUE 77	THER	92274	755-161-007	Phase 1

	Permit (MOG)	Status	Closed Date			Address	City	Zip	APN
1	BMK090054	EXPIRED		12	65658	HIGHWAY 86	THER	92274	751-080-011


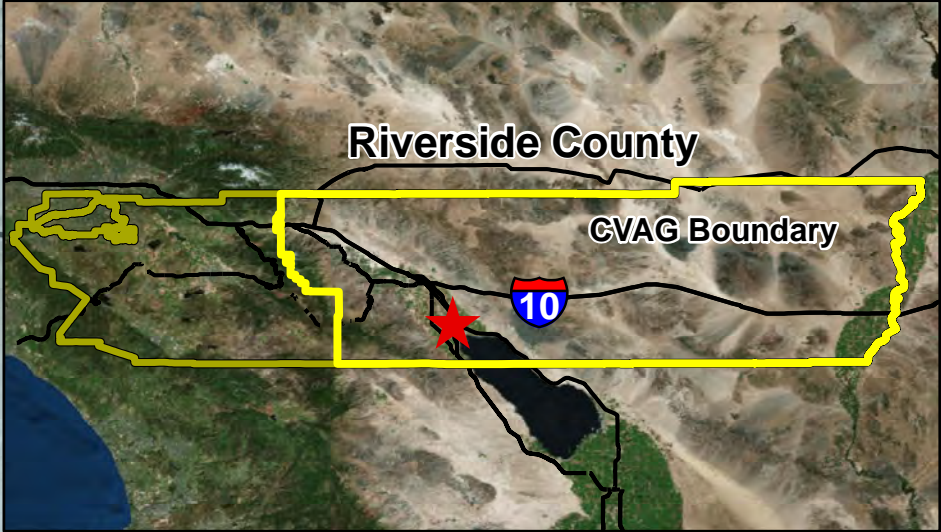
	Permit (City Of Indi)	Status	Closed Date			Address	City	Zip	APN
1	406198	FINAL		12	79655	SABRINA		92203	607-240-030
2	419744	FINAL		12	40275	GALINDO	INDI	92201	607-240-028
3	420466	FINAL		12	79645	40TH AVE.	BERM	92230	607-240-029
4	BMK000007	FINAL	20050527	12	79625	AVENUE 40	INDI	92201	607-240-024
5	BMK000031	FINAL	20070130	12	40125	GALINDO CT	BERM	92230	607-240-022
6	BMK000037	FINAL		12	40265	GALINDO CT	BERM	92230	607-240-025
7	BMK000039	FINAL	20031030	12	79745	AVENUE 40	BERM	92230	607-240-021
8	BMK040001	FINAL		12	40270	GALINDO CT	BERM	92230	607-240-027

# Eastern Coachella Valley Climate Resilience Action Plan




**Legend**

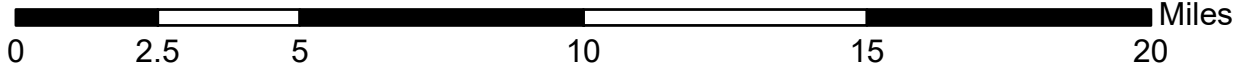
- CalEnviroScreen Disadvantaged Communities
- AB 1550 Low-Income Communities
- Plan Boundary
- Regional Boundary
- Census Tracts
- Highways



**CVAG**



Source: CalEnviroScreen 3.0 and AB 1550 Mapping Tool for TCC



## **Appendix B – Community Outreach and Engagement Materials**

1. Community Meeting and Regional Convening Flyers
2. The Desert Sun Op-Ed Written by Rebecca Zaragoza and Lesly Figueroa



# COMMUNITY MEETING

REPRESENTATIVES OF THE CALIFORNIA AIR  
RESOURCES BOARD WILL BE PRESENT TO LISTEN TO  
YOUR CONCERNS

---

JULY

---

12

---

5:30 PM

---

Participate and make your voice heard!  
Share your story on how your health has  
been affected by poor air quality in the  
Eastern Coachella Valley.

**AT THE HOME OF CONCHITA POZAR:  
99200 LOOKOUT DR. MECCA, CA. 92254 (NORTH SHORE)**



# JUNTA COMUNITARIA

REPRESENTANTES DE LA MESA DIRECTIVA DE  
RECURSOS DE AIRE (CARB) ESTARÁN PRESENTES  
PARA ESCUCHARLOS

---

JULIO

---

12

---

5:30 PM

---

Participen y hagan comentarios sobre  
el impacto que ha sufrido su salud por  
causa de los contaminantes en el aire.

**EN CASA DE CONCHITA POZAR:**

**99200 LOOKOUT DR. MECCA, CA. 92254 (NORTH SHORE)**





**AUGUST 30, 2018**  
**5:30 PM**

# **COMMUNITY MEETING**

WITH THE CALIFORNIA  
AIR RESOURCES BOARD

CARB will return to the Eastern Coachella Valley to share their community recommendations for year 1 of AB 617 program..

HOSTED AT CONCHITA POZAR'S HOUSE: **99200**  
**LOOKOUT DR. MECCA, CA. 92254**

**30 DE AGOSTO, 2018**

# **JUNTA COMUNITARIA**

CON LA  
MESA DIRECTIVA DE  
RECURSOS DE AIRE

La Mesa Directiva regresará al valle para compartir sus recomendaciones finales de comunidades que recibirán fondos para monitorear el aire y reducir las emisiones.

EN CASA DE CONCHITA POZAR:  
**99200 LOOKOUT DR. NORTH SHORE, CA.  
92254**





LEADERSHIP COUNSEL  
INVITES YOU TO  
ATTEND THE NEXT

# ECV REGIONAL CONVENING

*Topics of the day:*

Air Quality

Legislation for 2019

**LOCATION:** MECCA LIBRARY  
91260 66TH AVE, MECCA, CA  
92254

**TIME:** 9:30-1PM

*Breakfast and Lunch*

For more information, please contact  
Rebecca Zaragoza at (760) 774-3528

**JANUARY 12, 2019**





EL CONSEJO DE  
LIDERAZGO LOS INVITA  
A LA PRÓXIMA

# CONVOCATORIA REGIONAL

Temas del día:  
*Calidad de aire*  
*Legislación para 2019*

**LUGAR:** BIBLIOTECA DE MECCA  
91260 66TH AVE, MECCA, CA  
92254

**HORARIO:** 9:30-1PM

*Habrà desayuno y comida gratis*

*Para más información, comuníquese con  
Rebecca Zaragoza al (760) 774-3528*

**12 DE ENERO DEL 2019**

# EASTERN COACHELLA VALLEY COMMUNITY MEETING

The California Air Resources Board (CARB), the South Coast Air Quality Management District, and the Leadership Counsel for Justice and Accountability, invite you to participate in a community meeting for the Community Air Protection Program. This program focuses on improving public health in communities that experience disproportionate burdens from exposure to air pollutants. You can ask questions, engage in discussions, and learn more about the Community Air Protection Program and incentive funds.

**FEBRUARY 22, 2019 5:30-7:30 PM**

North Shore Beach and Yacht Club  
99155 Sea View Drive, Mecca, CA 92254



## More Information

### Community Air Protection Program

- Visit [ww2.arb.ca.gov/our-work/programs/community-air-protection-program](http://ww2.arb.ca.gov/our-work/programs/community-air-protection-program)
- Contact Monique Davis at [monique.davis@arb.ca.gov](mailto:monique.davis@arb.ca.gov) or (916) 322-7304.

### Leadership Counsel for Justice and Accountability

- Contact Rebecca Zaragoza at [rzaragoza@leadershipcounsel.org](mailto:rzaragoza@leadershipcounsel.org) or (760) 774-3528.

This meeting will be conducted in Spanish with English interpretation, and a light meal will be provided.



# REUNIÓN COMUNITARIA EN EL ESTE DEL VALLE DE COACHELLA

El Consejo de Recursos del Aire de California (CARB) y South Coast Air Quality Management District (el Distrito de Aire), y El Consejo de Liderazgo le invita a participar en una reunión comunitaria sobre el Programa de Protección del Aire en la Comunidad. El programa se enfoca en mejorar la calidad de salud en comunidades con alta exposición a contaminantes de aire. Puede hacer preguntas, participar en discusiones, y aprender más sobre el Programa de Protección del Aire en la Comunidad y fondos de incentivos.

**22 DE FEBRERO DE 2019 5:30-7:30 PM**

North Shore Beach and Yacht Club  
99155 Sea View Drive, Mecca, CA 92254



## Más Información


El Programa de Protección del Aire en la Comunidad

- Visita [ww2.arb.ca.gov/our-work/programs/community-air-protection-program](http://ww2.arb.ca.gov/our-work/programs/community-air-protection-program)
- Contacte a Andrea Juarez en [andrea.juarez@arb.ca.gov](mailto:andrea.juarez@arb.ca.gov) o (626) 450-6158.

El Consejo de Liderazgo

- Contacte Rebecca Zaragoza en [rzaragoza@leadershipcounsel.org](mailto:rzaragoza@leadershipcounsel.org) o (760) 774-3528.

Esta reunión se realizará en español, se proporcionará interpretación en inglés, y habrá cena ligera.





OPINION

# Eastern Coachella Valley residents, make the case for state help cleaning up your air

Rebecca Zaragoza and Lesly Figueroa, Special to The Desert Sun Published 11:05 a.m. PT Feb. 20, 2019 | Updated 11:21 a.m. PT Feb. 20, 2019

To this day, the prevalence of air pollution, water contamination and pesticide exposure negatively impacts the health of thousands of families residing in the eastern Coachella Valley (ECV).

While community anecdotes and relevant data on health issues are shocking, they don't come as a surprise. Anyone who's been paying attention knows the extraordinary health challenges that families in the ECV face. Respiratory illnesses, allergies, the lack of infrastructure and poor air quality continue to aggressively affect the livelihoods of residents in this region.

Underinvested and unincorporated communities like Thermal, Oasis, Mecca and North Shore are left struggling as they fight to attain basic services, like access to clean drinking water, paved roads, decent housing, and medical services, among many others.

Despite community advocacy, the level of meaningful action and commitment from those able to actively alleviate these issues has been less than minimal. Plenty of statistics are readily available and have been reported in various media outlets and elsewhere. These problems aren't new, but fortunately, what is new are the number of programs and legislation that can make communities healthier.

**STORY FROM DESERT REGIONAL MEDICAL CENTER**  
**You CAN Prevent a Stroke**

(<https://www.desertsun.com/story/sponsor-story/desert-regional-medical-center/2019/05/21/you-can-prevent-stroke/3754877002/>)

Our organization, Leadership Counsel for Justice and Accountability, recently hosted a regional convening to work with residents and ensure the selection of ECV as an Assembly Bill 617 community. This bill was passed in 2017 in an effort to reduce resident exposure to air pollutants in the most impacted communities in California. At the convening, we were able to hear from residents about how the poor air quality has impacted their lives and their health. Many spoke of their children's' asthma, others of their allergies from working in the fields and being exposed to pesticides every single day. Residents were able to relate to shared experiences and strategize about how best to move forward and influence state and regional decisions on emission reduction funding. Last year, 10 communities were selected by the California Air Resources Board for this program. With the continued advocacy from residents, we hope the ECV will be selected this year.

**Related:** [This city's air is killing people. Who will stop it? \(https://www.desertsun.com/in-depth/news/environment/border-pollution/poisoned-cities/2018/12/05/air-pollution-taking-deadly-toll-u-s-mexico-border/1381585002/\)](https://www.desertsun.com/in-depth/news/environment/border-pollution/poisoned-cities/2018/12/05/air-pollution-taking-deadly-toll-u-s-mexico-border/1381585002/)

**Editorial:** [Imperial Irrigation District ties Colorado River plan to Salton Sea funds. Make it happen. \(/story/opinion/2019/02/08/iid-linking-colorado-river-plan-to-salton-sea-funding-justified-desert-sun-editorial-board-editorial/2813569002/\)](https://www.desertsun.com/story/opinion/2019/02/08/iid-linking-colorado-river-plan-to-salton-sea-funding-justified-desert-sun-editorial-board-editorial/2813569002/)



releasing dust into the atmosphere.



**Rebecca Zaragoza** (Photo: Courtesy)

In the face of these facts, the ECV is in desperate need of AB 617 investment, which will help monitor the air and focus on reducing emissions. At its core, AB 617 recognizes that while the state has made some improvements in air quality, not all communities have benefited. The ECV's significant amount of agricultural activity, lack of paved roads and overall geography puts the region in a strong position to receive resources to reduce exposure levels and improve the health of so many.



**Lesly Figueroa** (Photo: Courtesy)

Please join us for a meeting with the California Air Resources Board and the South Coast Air Quality Management District to advocate for this program. The meeting will be held Feb. 22 at 5:30pm at the North Shore Beach and Yacht Club, 99155 Sea View Drive. We hope to see you there.


*Rebecca Zaragoza and Lesly Figueroa are with Leadership Counsel for Justice and Accountability in Indio, which works to elevate social justice issues and improve conditions for residents of the eastern Coachella Valley. Email them at [lfigueroa@leadershipcounsel.org](mailto:lfigueroa@leadershipcounsel.org) and [rzaragoza@leadershipcounsel.org](mailto:rzaragoza@leadershipcounsel.org).*

Buy Photo 



Large pipes will bring Salton Sea water inland to Red Hill Bay, where it will be mixed with fresh water from the Alamo River to create wetland bird habitat that also will help keep toxic dust from being stirred. (Photo: Jay Calderon/The Desert Sun)

Read or Share this story: <https://www.desertsun.com/story/opinion/2019/02/20/eastern-coachella-valley-deserves-state-air-quality-aid-rebecca-zaragoza-lesly-figueroa-valley-voice/2928698002/>





# 2019 AB 617 Community Self-Recommendation Form

Please fill out this form by **June 30, 2019** and

Email it to:  
*ab617@aqmd.gov*

OR

Mail it to:  
*Attn: AB617 forms  
21865 Copley Dr.  
Diamond Bar, CA 91765*

**Note:** Information provided by you on this worksheet (including contact or other personal information) is a public record and may be released in response to a California Public Records Act request

Date:

## Contact Information

1. First and Last Name [REDACTED]
2. Phone: [REDACTED]
3. Email: [REDACTED]
4. Organization (if applicable):

## Input on Community Selection and Priorities

5. Was this community or community area recommended in the previous year?
6. Is there any new information available from 2018-2019 that could be considered in prioritizing communities for this program?

## Community Information

7. Community Name (as known by community members):
8. What areas does this community include? (City Name, Neighborhood Name, and Zip Code):

9. Is your community recommending itself for deployment of a community air monitoring campaign, for development of a community emissions reduction program, or both?

- Community air monitoring
- Community emissions reduction program
- Both

10. Why and for what purpose? (Related to question 9)

11. What are the characteristics of your community that make it a good candidate for this program? For example, this could include having many engaged community organizations, experience with developing and implementing community plans, and demonstrated experience and willingness to collaborate with diverse stakeholders (government agencies, community organizations, businesses, schools, hospitals, etc.).

**Additional Information**

12. Would you like to sign up for updates on AB617? Select "Yes" to be included in the e-mail list.

- Yes  No

Please save and email this worksheet to [ab617@aqmd.gov](mailto:ab617@aqmd.gov)



South Coast  
AQMD

2019  
Formulario de recomendación de su comunidad  
de AB617

Complete este formulario antes del 30 de junio y

Envíelo por correo  
electrónico a:  
ab617@aqmd.gov

O

Envíelo por correo postal a:  
Attn: AB617 forms  
21865 Copley Dr.  
Diamond Bar, CA 91765

Nota: La información que usted brinde en esta planilla (lo que incluye información de contacto y otros datos personales) constituye un registro público y puede ser divulgada como respuesta a una solicitud de la Ley de Registros Públicos de California (California Public Records Act)

Fecha:

Información de contacto

1. Nombre y apellido: [REDACTED]
2. Teléfono: [REDACTED]
3. Correo electrónico:
4. Organización (si corresponde): C B E

Comentarios sobre la selección y las prioridades de la comunidad

5. ¿Esta comunidad o área de la comunidad fue recomendada el año anterior?  
Si
6. ¿Hay nueva información disponible de 2018-2019 que podría considerarse al momento de priorizar las comunidades para este programa?  
Si

Información de la comunidad

7. Nombre de la comunidad (tal como lo conocen los miembros de la comunidad):

Huntington Park CA 90255

8. ¿Qué áreas incluye esta comunidad? (Nombre de la ciudad, nombre del vecindario y código postal):

Huntington 90255  
Park CA.

9. ¿Su comunidad se está recomendando para la implementación de una campaña de monitoreo de aire de la comunidad, para el desarrollo de un programa comunitario de reducción de emisiones, o para ambos?

- Monitoreo del aire de la comunidad  
 Programa comunitario de reducción de emisiones  
 Ambos

10. ¿Por qué y con qué propósito? (Relacionado con la pregunta 10)

Porque ay mucha contaminación que nos  
afecta la salud, y necesitamos areas  
limpias.

11. ¿Cuáles son las características de su comunidad que la convierten en una buena candidata para este programa? Por ejemplo, esto puede incluir una cantidad importante de organizaciones comprometidas con la comunidad, experiencia en el desarrollo y la implementación de planes comunitarios, y experiencia y voluntad demostradas para colaborar con varios participantes (agencias de gobierno, organizaciones comunitarias, empresas, escuelas, hospitales, etc.).

Tenemos mucho tiempo en luchar para  
tener un mejor ambiente para nuestros  
hijos.

#### Información adicional

13. ¿Desea inscribirse para actualizaciones sobre el Proyecto de Ley AB617? Seleccione "Sí" si desea ser incluido en la lista de correo electrónico.

Sí

No

Haga clic en enviar para que esta planilla llegue por correo electrónico a AQMD de la Costa Sur: **ENVIAR**



South Coast  
**AQMD**

# 2019 Formulario de recomendación de su comunidad de AB617

Complete este formulario antes del 30 de junio y

Envíelo por correo electrónico a:  
*ab617@aqmd.gov*

O

Envíelo por correo postal a:  
*Attn: AB617 forms  
21865 Copley Dr.  
Diamond Bar, CA 91765*

**Nota:** La información que usted brinde en esta planilla (lo que incluye información de contacto y otros datos personales) constituye un registro público y puede ser divulgada como respuesta a una solicitud de la Ley de Registros Públicos de California (California Public Records Act)

Fecha:

*6/12/19*

### Información de contacto

1. Nombre y apellido: [REDACTED]
2. Teléfono: [REDACTED]
3. Correo electrónico:
4. Organización (si corresponde): *C.B.E*

### Comentarios sobre la selección y las prioridades de la comunidad

5. ¿Esta comunidad o área de la comunidad fue recomendada el año anterior?  
*si*
6. ¿Hay nueva información disponible de 2018-2019 que podría considerarse al momento de priorizar las comunidades para este programa?  
*si*

### Información de la comunidad

7. Nombre de la comunidad (tal como lo conocen los miembros de la comunidad):  
*Buena Vista Gardens 90201*
8. ¿Qué áreas incluye esta comunidad? (Nombre de la ciudad, nombre del vecindario y código postal):  
*90201*



9. ¿Su comunidad se está recomendando para la implementación de una campaña de monitoreo de aire de la comunidad, para el desarrollo de un programa comunitario de reducción de emisiones, o para ambos?

- Monitoreo del aire de la comunidad
- Programa comunitario de reducción de emisiones
- Ambos

10. ¿Por qué y con qué propósito? (Relacionado con la pregunta 10)

*Porque hay mucha contaminación  
La vida está en peligro.*

11. ¿Cuáles son las características de su comunidad que la convierten en una buena candidata para este programa? Por ejemplo, esto puede incluir una cantidad importante de organizaciones comprometidas con la comunidad, experiencia en el desarrollo y la implementación de planes comunitarios, y experiencia y voluntad demostradas para colaborar con varios participantes (agencias de gobierno, organizaciones comunitarias, empresas, escuelas, hospitales, etc.).

*Comunidad luchando por un futuro  
mejor*

#### Información adicional

13. ¿Desea inscribirse para actualizaciones sobre el Proyecto de Ley AB617? Seleccione "Sí" si desea ser incluido en la lista de correo electrónico.



Sí



No

Haga clic en enviar para que esta planilla llegue por correo electrónico a AQMD de la Costa Sur: **ENVIAR**



2019  
Formulario de recomendación de su comunidad  
de AB617

Complete este formulario antes del 30 de junio y

Envíelo por correo  
electrónico a:  
ab617@aqmd.gov

Envíelo por correo postal a:  
Attn: AB617 forms  
21865 Copley Dr.  
Diamond Bar, CA 91765

Nota: La información que usted brinde en esta planilla (lo que incluye información de contacto y otros datos personales) constituye un registro público y puede ser divulgada como respuesta a una solicitud de la Ley de Registros Públicos de California (California Public Records Act)

Fecha:

Información de contacto

1. Nombre y apellido: [REDACTED]
2. Teléfono: [REDACTED]
3. Correo electrónico: N/A
4. Organización (si corresponde): CBE

Comentarios sobre la selección y las prioridades de la comunidad

5. ¿Esta comunidad o área de la comunidad fue recomendada el año anterior? SI
6. ¿Hay nueva información disponible de 2018-2019 que podría considerarse al momento de priorizar las comunidades para este programa? SI

Información de la comunidad

7. Nombre de la comunidad (tal como lo conocen los miembros de la comunidad):  
HUNTINGTON PARK WALNUT PARK
8. ¿Qué áreas incluye esta comunidad? (Nombre de la ciudad, nombre del vecindario y código postal): 90755

9. ¿Su comunidad se está recomendando para la implementación de una campaña de monitoreo de aire de la comunidad, para el desarrollo de un programa comunitario de reducción de emisiones, o para ambos? *Ambos*

- Monitoreo del aire de la comunidad  
 Programa comunitario de reducción de emisiones  
 Ambos

10. ¿Por qué y con qué propósito? (Relacionado con la pregunta 10)

*porque hay mucha contaminación en el area*

11. ¿Cuáles son las características de su comunidad que la convierten en una buena candidata para este programa? Por ejemplo, esto puede incluir una cantidad importante de organizaciones comprometidas con la comunidad, experiencia en el desarrollo y la implementación de planes comunitarios, y experiencia y voluntad demostradas para colaborar con varios participantes (agencias de gobierno, organizaciones comunitarias, empresas, escuelas, hospitales, etc.).

*lla somos parte de CBE*

#### Información adicional

13. ¿Desea inscribirse para actualizaciones sobre el Proyecto de Ley AB617? Seleccione "SI" si desea ser incluido en la lista de correo electrónico.

- SI       No

Haga clic en enviar para que esta planilla llegue por correo electrónico a AQMD de la Costa Sur: **ENVIAR**



# 2019 Formulario de recomendación de su comunidad de AB617

Complete este formulario antes del 30 de junio y

Envíelo por correo electrónico a:  
*ab617@aqmd.gov*

Envíelo por correo postal a:  
*Attn: AB617 forms  
21865 Copley Dr.  
Diamond Bar, CA 91765*

Nota: La información que usted brinde en esta planilla (lo que incluye información de contacto y otros datos personales) constituye un registro público y puede ser divulgada como respuesta a una solicitud de la Ley de Registros Públicos de California (California Public Records Act)

Fecha:

### Información de contacto

- Nombre y apellido: [Redacted]
- Teléfono: [Redacted]
- Correo electrónico:
- Organización (si corresponde): *CB-E*

### Comentarios sobre la selección y las prioridades de la comunidad

- ¿Esta comunidad o área de la comunidad fue recomendada el año anterior?  
*Si*
- ¿Hay nueva información disponible de 2018-2019 que podría considerarse al momento de priorizar las comunidades para este programa?  
*Si*

### Información de la comunidad

7. Nombre de la comunidad (tal como lo conocen los miembros de la comunidad):

*Maywood 90270*

8. ¿Qué áreas incluye esta comunidad? (Nombre de la ciudad, nombre del vecindario y código postal):

*Maywood 90270*

9. ¿Su comunidad se está recomendando para la implementación de una campaña de monitoreo de aire de la comunidad, para el desarrollo de un programa comunitario de reducción de emisiones, o para ambos?

- Monitoreo del aire de la comunidad  
 Programa comunitario de reducción de emisiones  
 Ambos

10. ¿Por qué y con qué propósito? (Relacionado con la pregunta 10)

porque hay muchas contaminación  
querer un plan de limpieza

11. ¿Cuáles son las características de su comunidad que la convierten en una buena candidata para este programa? Por ejemplo, esto puede incluir una cantidad importante de organizaciones comprometidas con la comunidad, experiencia en el desarrollo y la implementación de planes comunitarios, y experiencia y voluntad demostradas para colaborar con varios participantes (agencias de gobierno, organizaciones comunitarias, empresas, escuelas, hospitales, etc.).

experiencia de una comunidades  
del mejor ambiente y tenemos  
muchos logros en diferente pabricas  
que contamina

**Información adicional**

13. ¿Desea inscribirse para actualizaciones sobre el Proyecto de Ley AB617? Seleccione "Sí" si desea ser incluido en la lista de correo electrónico.

- Sí  No

Haga clic en enviar para que esta planilla llegue por correo electrónico a AQMD de la Costa Sur: **ENVIAR**



South Coast  
**AQMD**

# 2019 Formulario de recomendación de su comunidad de AB617

Complete este formulario antes del **30 de junio** y

Envíelo por correo electrónico a:  
*ab617@aqmd.gov*

O

Envíelo por correo postal a:  
*Attn: AB617 forms  
21865 Copley Dr.  
Diamond Bar, CA 91765*

**Nota:** La información que usted brinde en esta planilla (lo que incluye información de contacto y otros datos personales) constituye un registro público y puede ser divulgada como respuesta a una solicitud de la Ley de Registros Públicos de California (California Public Records Act)

Fecha: *06-12-19*

### Información de contacto

1. Nombre y apellido: [REDACTED]
2. Teléfono: [REDACTED]
3. Correo electrónico:
4. Organización (si corresponde): *CBE*

### Comentarios sobre la selección y las prioridades de la comunidad

5. ¿Esta comunidad o área de la comunidad fue recomendada el año anterior?  
*SI*
6. ¿Hay nueva información disponible de 2018-2019 que podría considerarse al momento de priorizar las comunidades para este programa?  
*SI*

### Información de la comunidad

7. Nombre de la comunidad (tal como lo conocen los miembros de la comunidad):  
*Bell CA 90201*
8. ¿Qué áreas incluye esta comunidad? (Nombre de la ciudad, nombre del vecindario y código postal):  
*Bell CA 90201*

9. ¿Su comunidad se está recomendando para la implementación de una campaña de monitoreo de aire de la comunidad, para el desarrollo de un programa comunitario de reducción de emisiones, o para ambos?

- Monitoreo del aire de la comunidad  
 Programa comunitario de reducción de emisiones  
 Ambos

10. ¿Por qué y con qué propósito? (Relacionado con la pregunta 10)

Porque hay mucha contaminación y afecta nuestra salud de nuestros vecinos y de nuestras comunidades del sureste de los Angeles

11. ¿Cuáles son las características de su comunidad que la convierten en una buena candidata para este programa? Por ejemplo, esto puede incluir una cantidad importante de organizaciones comprometidas con la comunidad, experiencia en el desarrollo y la implementación de planes comunitarios, y experiencia y voluntad demostradas para colaborar con varios participantes (agencias de gobierno, organizaciones comunitarias, empresas, escuelas, hospitales, etc.).

Somos parte de comunidades para un mejor ambiente y tenemos historia que estamos luchando para mejorar la calidad del agua, aire, y tierra.

#### Información adicional

13. ¿Desea inscribirse para actualizaciones sobre el Proyecto de Ley AB617? Seleccione "Sí" si desea ser incluido en la lista de correo electrónico.

- Sí  No

Haga clic en enviar para que esta planilla llegue por correo electrónico a AQMD de la Costa Sur: **ENVIAR**



# 2019 AB 617 Community Self-Recommendation Form

Please fill out this form by June 30, 2019 and

Email it to:  
[ab617@aqmd.gov](mailto:ab617@aqmd.gov)

OR

Mail it to:  
Attn: AB617 forms  
21865 Copley Dr.  
Diamond Bar, CA 91765

Note: Information provided by you on this worksheet (including contact or other personal information) is a public record and may be released in response to a California Public Records Act request

Date: 6/12/19

### Contact Information

- 1. First and Last Name: [REDACTED]
- 2. Phone: [REDACTED]
- 3. Email: [REDACTED]
- 4. Organization (if applicable):

### Input on Community Selection and Priorities

- 5. Was this community or community area recommended in the previous year?  
N/A
- 6. Is there any new information available from 2018-2019 that could be considered in prioritizing communities for this program? N/A

### Community Information

- 7. Community Name (as known by community members):  
Circle Park
- 8. What areas does this community include? (City Name, Neighborhood Name, and Zip Code):  
South Gate, Circle Park, 90280



9. Is your community recommending itself for deployment of a community air monitoring campaign, for development of a community emissions reduction program, or both?

- Community air monitoring  
 Community emissions reduction program  
 Both

10. Why and for what purpose? (Related to question 9)

Battery, Dye, Compost, freeways (105 & 710) that surround  
our neighborhood.

11. What are the characteristics of your community that make it a good candidate for this program? For example, this could include having many engaged community organizations, experience with developing and implementing community plans, and demonstrated experience and willingness to collaborate with diverse stakeholders (government agencies, community organizations, businesses, schools, hospitals, etc.).

South Gate CEHAT program & neighborhood.

**Additional Information**

12. Would you like to sign up for updates on AB617? Select "Yes" to be included in the e-mail list.

Yes

No

Please save and email this worksheet to [ab617@aqmd.gov](mailto:ab617@aqmd.gov)



# 2019 AB 617 Community Self-Recommendation Form

Please fill out this form by **June 30, 2019** and

Email it to:  
ab617@aqmd.gov

OR

Mail it to:  
Attn: AB617 forms  
21865 Copley Dr.  
Diamond Bar, CA 91765

Note: Information provided by you on this worksheet (including contact or other personal information) is a public record and may be released in response to a California Public Records Act request

Date: 6/19/19

### Contact Information

1. First and Last Name: [REDACTED]
2. Phone: [REDACTED]
3. Email: NONE
4. Organization (if applicable): HEALTHY JURUPA VALLEY

### Input on Community Selection and Priorities

5. Was this community or community area recommended in the previous year?  
YES
6. Is there any new information available from 2018-2019 that could be considered in prioritizing communities for this program?  
YES  
HEALTHY JURUPA VALLEY IS INTERESTED IN STAYING HEALTHY AND CLEANING OUR AIR.

### Community Information

7. Community Name (as known by community members):  
JURUPA VALLEY, SUNNYSLOPE
8. What areas does this community include? (City Name, Neighborhood Name, and Zip Code):  
SKY COUNTRY 91752 MIRA LOMA 91752  
RUBIDOUX = 92509  
BELLTOWN 92509  
JURUPA 92509  
JURUPA HILLS 92509  
GLEN AVON 92509  
PEDLEY 92509

9. Is your community recommending itself for deployment of a community air monitoring campaign, for development of a community emissions reduction program, or both?

- Community air monitoring  
 Community emissions reduction program  
 Both

10. Why and for what purpose? (Related to question 9)

WE NEED IT TO CLEAN UP THE AIR.

11. What are the characteristics of your community that make it a good candidate for this program? For example, this could include having many engaged community organizations, experience with developing and implementing community plans, and demonstrated experience and willingness to collaborate with diverse stakeholders (government agencies, community organizations, businesses, schools, hospitals, etc.).

WE HAVE A LOT OF SCHOOLS, PARKS,  
AND WALKING PATHES.

**Additional Information**

12. Would you like to sign up for updates on AB617? Select "Yes" to be included in the e-mail list.

Yes

No

Please save and email this worksheet to [ab617@aqmd.gov](mailto:ab617@aqmd.gov)

I DON'T HAVE AN E-MAIL.



# 2019 Formulario de recomendación de su comunidad de AB617

Complete este formulario antes del 30 de junio y

Envíelo por correo electrónico a:  
*ab617@aqmd.gov*

Envíelo por correo postal a:  
*Attn: AB617 forms  
21865 Copley Dr.  
Diamond Bar, CA 91765*

**Nota:** La información que usted brinde en esta planilla (lo que incluye información de contacto y otros datos personales) constituye un registro público y puede ser divulgada como respuesta a una solicitud de la Ley de Registros Públicos de California (California Public Records Act)

Fecha: *06-19-19*

### Información de contacto

- 1. Nombre y apellido: [REDACTED]
- 2. Teléfono: [REDACTED]
- 3. Correo electrónico:
- 4. Organización (si corresponde): *CBE*

### Comentarios sobre la selección y las prioridades de la comunidad

- 5. ¿Esta comunidad o área de la comunidad fue recomendada el año anterior?  
*SI*
- 6. ¿Hay nueva información disponible de 2018-2019 que podría considerarse al momento de priorizar las comunidades para este programa?  
*SI*

### Información de la comunidad

- 7. Nombre de la comunidad (tal como lo conocen los miembros de la comunidad):  
*Maywood CA 90270*
- 8. ¿Qué áreas incluye esta comunidad? (Nombre de la ciudad, nombre del vecindario y código postal):  
*Maywood CA 90270*

9. ¿Su comunidad se está recomendando para la implementación de una campaña de monitoreo de aire de la comunidad, para el desarrollo de un programa comunitario de reducción de emisiones, o para ambos?

- Monitoreo del aire de la comunidad  
 Programa comunitario de reducción de emisiones  
 Ambos

10. ¿Por qué y con qué propósito? (Relacionado con la pregunta 10)

porque hay mucha contaminación, y afecta nuestra salud y de nuestros secundarios y nuestras comunidades

11. ¿Cuáles son las características de su comunidad que la convierten en una buena candidata para este programa? Por ejemplo, esto puede incluir una cantidad importante de organizaciones comprometidas con la comunidad, experiencia en el desarrollo y la implementación de planes comunitarios, y experiencia y voluntad demostradas para colaborar con varios participantes (agencias de gobierno, organizaciones comunitarias, empresas, escuelas, hospitales, etc.).

Somos parte de comunidades para un mejor ambiente y tenemos historias que estamos luchando para mejorar la calidad del aire, agua y tierra

#### Información adicional

13. ¿Desea inscribirse para actualizaciones sobre el Proyecto de Ley AB617? Seleccione "Sí" si desea ser incluido en la lista de correo electrónico.



Sí



No

Haga clic en **ENVIAR** para que esta planilla llegue por correo electrónico a AQMD de la Costa Sur: **ENVIAR**



# 2019 AB 617 Community Self-Recommendation Form

Please fill out this form by **June 30, 2019** and

Email it to:  
ab617@aqmd.gov

OR

Mail it to:  
Attn: AB617 forms  
21865 Copley Dr.  
Diamond Bar, CA 91765

Note: Information provided by you on this worksheet (including contact or other personal information) is a public record and may be released in response to a California Public Records Act request

Date: 6-19-2019

### Contact Information

1. First and Last Name: [REDACTED]
2. Phone: [REDACTED]
3. Email: [REDACTED]
4. Organization (if applicable):

Healthy JURUPA Valley

### Input on Community Selection and Priorities

5. Was this community or community area recommended in the previous year?  
yes
6. Is there any new information available from 2018-2019 that could be considered in prioritizing communities for this program?

WE HAVE A "HEALTHY JURUPA VALLEY" GROUP THAT WAS FORMED IN 2011.

### Community Information

7. Community Name (as known by community members):  
JURUPA VALLEY - MIRA LOMA
8. What areas does this community include? (City Name, Neighborhood Name, and Zip Code):  
MIRA LOMA, RUBIDOUX, SKY COUNTRY, GLEN AVON, PEDLEY, SUNNY BOP, BELTOWN, INDIAN HILLS, JURUPA, JURUPA HILLS - 9105 91752, 92509.

9. Is your community recommending itself for deployment of a community air monitoring campaign, for development of a community emissions reduction program, or both?

Community air monitoring  
 Community emissions reduction program  
 Both

10. Why and for what purpose? (Related to question 9)

To Reduct AIR pollution  
→ IMPROVE AIR QUALITY

11. What are the characteristics of your community that make it a good candidate for this program? For example, this could include having many engaged community organizations, experience with developing and implementing community plans, and demonstrated experience and willingness to collaborate with diverse stakeholders (government agencies, community organizations, businesses, schools, hospitals, etc.).

HAVING A HEALTHY JURUPA VALLEY  
GROUP THAT IS STRONGLY INVOLVED IN  
IMPROVING OUR COMMUNITY

**Additional Information**

12. Would you like to sign up for updates on AB617? Select "Yes" to be included in the e-mail list.

Yes

No

Please save and email this worksheet to [ab617@aqmd.gov](mailto:ab617@aqmd.gov)



## 2019 AB 617 Community Self-Recommendation Form

Please fill out this form by June 30, 2019 and

Email it to:  
*ab617@aqmd.gov*

OR

Mail it to:  
*Attn: AB617 forms  
21865 Copley Dr.  
Diamond Bar, CA 91765*

Note: Information provided by you on this worksheet (including contact or other personal information) is a public record and may be released in response to a California Public Records Act request

Date: 6/21/2019

### Contact Information

1. First and Last Name: [REDACTED]
2. Phone: [REDACTED]
3. Email: [REDACTED]
4. Organization (if applicable): Comite Civico del Valle

### Input on Community Selection and Priorities

5. Was this community or community area recommended in the previous year?

The community was also nominated for the first-round in 2018.

6. Is there any new information available from 2018-2019 that could be considered in prioritizing communities for this program?

This nomination adds Chiriaco Summit, a small community east of City of Coachella. Additionally, this nomination adds new information based on community health assessment, composition and labor statistics.

### Community Information

7. Community Name (as known by community members):

East Coachella Valley (ECV): The City of Coachella, Thermal, Mecca, Oasis, North Shore, and Chiriaco Summit.

8. What areas does this community include? (City Name, Neighborhood Name, and Zip Code):

The City of Coachella (92236), and the unincorporated communities of Thermal (92274), Mecca (92254), Oasis (92274), North Shore (92254), and Chiriaco Summit (92201)



9. Is your community recommending itself for deployment of a community air monitoring campaign, for development of a community emissions reduction program, or both?

- Community air monitoring  
 Community emissions reduction program  
 Both

10. Why and for what purpose? (Related to question 9)

ECV is subject to extreme heat, gusty winds, sandstorms, and reduced precipitations patterns that regularly occur in the region, increasing exposures to harmful dusts from fields, roads, and the receding shores of the Salton Sea. Its highly transited transport corridor connecting Los Angeles, Phoenix and Northern Mexico truck routes are among the largest contributors of regional air pollutions. Furthermore, ECV a heavily undeserved agricultural community lacks the most basic infrastructure and subjective to high levels of pollution burdens. Monitoring the air quality and developing emissions reductions program will give the community the opportunity to a better quality of life in the process transforming the entire regions characteristic.

11. What are the characteristics of your community that make it a good candidate for this program? For example, this could include having many engaged community organizations, experience with developing and implementing community plans, and demonstrated experience and willingness to collaborate with diverse stakeholders (government agencies, community organizations, businesses, schools, hospitals, etc.).

ECV leaders and nonprofits have been leading campaigns along with residents on issues around transportation access, housing affordability, safe drinking water and environmental issues. These campaigns and advocacy efforts have led to several community-led projects in recent years which serve to demonstrate the communities willingness and capacity to engage in the development of air monitoring and emissions reductions programs. Efforts include participation in key public workshops, testimonies in public hearings, development, and submission of written comments to advance economic opportunities and public health in the region. Willingness and initiative to overcome environmental justice issues, a process that convened diverse stakeholders including tribes, cities, elected officials, academics, and residents from disadvantaged communities in ECV.

**Additional Information**

12. Would you like to sign up for updates on AB617? Select "Yes" to be included in the e-mail list.

Yes

No

Please save and email this worksheet to [ab617@aqmd.gov](mailto:ab617@aqmd.gov)



### AB 617 Community Self-Recommendation Form

Please send us the completed form

By email:  
ab617@aqmd.gov

or

By mail:  
Attn: AB 617 forms  
21865 Copley Dr.  
Diamond Bar, CA 91765

Note: Information provided by you on this worksheet (including contact or other personal information) is a public record and may be released in response to a California Public Records Act request

1. Date: 5/22/19

#### Contact Information

2. First and Last Name: [Redacted]

3. Phone: [Redacted]

4. Email: [Redacted]

5. Organization (if applicable):

#### Input on Community Selection and Priorities

6. What types of information should we consider for selecting and prioritizing communities for AB 617?

Proximity to freeways & industrial zones

#### Community Information

7. Provide a brief description of your community:

Freeway community along the 91 & 5 fwy interchange.

8. Community Name (as known by community members):

South Fullerton

9. Community Location

Street(s), City or Cities and Zip Code(s):

92832 Fullerton, Buena Park, Anaheim

10. Is your community recommending itself for deployment of a community air monitoring campaign, for development of a community emissions reduction program, or both?

- Community air monitoring
- Community emissions reduction program
- Both

11. What are the air pollution concern(s) in your community? Select all that apply:

- |  |   |
|--|---|
| <input checked="" type="checkbox"/> Light-duty traffic (cars and vans) | <input type="checkbox"/> Dust                   |
| <input checked="" type="checkbox"/> Heavy-duty traffic (trucks)        | <input type="checkbox"/> Odor                   |
| <input type="checkbox"/> Goods movement                                | <input type="checkbox"/> Other. Please specify: |
| <input checked="" type="checkbox"/> Freeways                           |   |
| <input type="checkbox"/> Power plants                                  |   |
| <input type="checkbox"/> Rail yards                                    |   |
| <input type="checkbox"/> Marine port                                   |   |
| <input type="checkbox"/> Airport                                       |   |
| <input type="checkbox"/> Oil and gas facilities                        |   |
| <input type="checkbox"/> Warehouses                                    |   |
| <input type="checkbox"/> Auto-body shops                               |   |
| <input type="checkbox"/> Waste incinerators                            |   |
| <input type="checkbox"/> Chemical plants                               |   |
| <input type="checkbox"/> Metal processing facilities                   |   |
| <input type="checkbox"/> Agricultural processes                        |   |

12. If known, please provide information on the name and location of specific sources of air pollution on the community:

**Additional Information**

13. What is the best way for us to get your input? Select all that apply:

- Email
- Website
- Social Media
- City Governments
- Other. Please specify:

14. Would you like to sign up for updates on AB 617? Select yes to be included in the e-mail list:

- Yes
- No



## 2019 AB 617 Community Self-Recommendation Form

Please fill out this form by June 30, 2019 and

Email it to:  
[ab617@aqmd.gov](mailto:ab617@aqmd.gov)

OR

Mail it to:  
Attn: AB617 forms  
21865 Copley Dr.  
Diamond Bar, CA 91765

Note: Information provided by you on this worksheet (including contact or other personal information) is a public record and may be released in response to a California Public Records Act request

Date: 5/30/2019

### Contact Information

1. First and Last Name: [REDACTED]
2. Phone: [REDACTED]
3. Email: [REDACTED]
4. Organization (if applicable): City of Colton

### Input on Community Selection and Priorities

5. Was this community or community area recommended in the previous year?  
The City of Colton was recommended for year two.
6. Is there any new information available from 2018-2019 that could be considered in prioritizing communities for this program?  
I think Colton should have been priority number one.

### Community Information

7. Community Name (as known by community members):  
The City of Colton
8. What areas does this community include? (City Name, Neighborhood Name, and Zip Code):  
The City of Colton is identified as one zip code: 92324

9. Is your community recommending itself for deployment of a community air monitoring campaign, for development of a community emissions reduction program, or both?

- Community air monitoring  
 Community emissions reduction program  
 Both

10. Why and for what purpose? (Related to question 9)

The City of Colton has already been a partner with South Coast Air Quality Management District testing Aeroqual air quality measuring equipment in Colton since 2017. From accessing this data, it is alarming how many days the City exceeds O3 (ppb) normal levels (17-18 days) and a few days of PM2.5. Although this information is not public to our residents, it still is important to engage the community to assist with the development of continued air monitoring, possible online platforms easy for residents to use and an emissions reduction program. The City has made some strides in assisting with this effort under the sustainability division. The City has adopted an urban forest management plan to move the City forward with a 30%

11. What are the characteristics of your community that make it a good candidate for this program? For example, this could include having many engaged community organizations, experience with developing and implementing community plans, and demonstrated experience and willingness to collaborate with diverse stakeholders (government agencies, community organizations, businesses, schools, hospitals, etc.).

The City of Colton has a vibrant and diverse community with elected officials actively engaged to help their constituents. Colton is a close knit community with homes often passed down through generations with a population of 54,000. Its CalEnviro Screen 3.0 Score is in the 90th percentile in the majority of the City. It has 2 rail-yards with 150 active trains passing through Colton a day. The City also has other air quality challenges with logistics centers growing in this area. Commercial trucks are actively traveling throughout areas that residential housing is located. The City has many engaged community organizations that have experience developing and implementing community plans and working with diverse stakeholders. The City of Colton is currently engaged with South Colton's Community Revitalization Program with South Colton Livable Corridor Plan: [http://coltonca.iam2.com/Citizens/Detail\\_LeniFile.aspx?](http://coltonca.iam2.com/Citizens/Detail_LeniFile.aspx?)

**Additional Information**

12. Would you like to sign up for updates on AB617? Select "Yes" to be included in the e-mail list.

- Yes  No

Please save and email this worksheet to [ab617@aqmd.gov](mailto:ab617@aqmd.gov)



# 2019 AB 617 Community Self-Recommendation Form

Please fill out this form by **June 30, 2019** and

Email it to:  
*ab617@aqmd.gov*

OR

Mail it to:  
*Attn: AB617 forms  
21865 Copley Dr.  
Diamond Bar, CA 91765*

Note: Information provided by you on this worksheet (including contact or other personal information) is a public record and may be released in response to a California Public Records Act request

Date: *6/5/19*

### Contact Information

- 1. First and Last Name: [Redacted]
- 2. Phone: [Redacted]
- 3. Email: [Redacted]
- 4. Organization (if applicable): *Treepeople*

### Input on Community Selection and Priorities

- 5. Was this community or community area recommended in the previous year?  
*Yes*
- 6. Is there any new information available from 2018-2019 that could be considered in prioritizing communities for this program?  
*City partners with environmental nonprofits to impact air concerns + CO2 levels*

### Community Information

- 7. Community Name (as known by community members):  
*Huntington Park*
- 8. What areas does this community include? (City Name, Neighborhood Name, and Zip Code):  
*90255*

9. Is your community recommending itself for deployment of a community air monitoring campaign, for development of a community emissions reduction program, or both?

- Community air monitoring  
 Community emissions reduction program  
 Both

10. Why and for what purpose? (Related to question 9)

*City of Vernon is a large factor in emissions that impact neighboring cities*

11. What are the characteristics of your community that make it a good candidate for this program? For example, this could include having many engaged community organizations, experience with developing and implementing community plans, and demonstrated experience and willingness to collaborate with diverse stakeholders (government agencies, community organizations, businesses, schools, hospitals, etc.).

*City officials ~~are~~ are big supporters to groups and organizations doing work in their community.*

**Additional Information**

12. Would you like to sign up for updates on AB617? Select "Yes" to be included in the e-mail list.

Yes

No

Please save and email this worksheet to [ab617@aqmd.gov](mailto:ab617@aqmd.gov)



# 2019 AB 617 Community Self-Recommendation Form

Please fill out this form by **June 30, 2019** and

Email it to:  
ab617@aqmd.gov

OR

Mail it to:  
Attn: AB617 forms  
21865 Copley Dr.  
Diamond Bar, CA 91765

Note: Information provided by you on this worksheet (including contact or other personal information) is a public record and may be released in response to a California Public Records Act request

Date: 6/5/19

### Contact Information

- 1. First and Last Name: [REDACTED]
- 2. Phone: [REDACTED]
- 3. Email: [REDACTED]
- 4. Organization (if applicable): JFMS

### Input on Community Selection and Priorities

- 5. Was this community or community area recommended in the previous year?  
Huntington Park & South Gate
- 6. Is there any new information available from 2018-2019 that could be considered in prioritizing communities for this program?  
smog clean air  
around the city

### Community Information

- 7. Community Name (as known by community members):  
south LA
- 8. What areas does this community include? (City Name, Neighborhood Name, and Zip Code):  
Huntington Park, South Gate  
Vernon



9. Is your community recommending itself for deployment of a community air monitoring campaign, for development of a community emissions reduction program, or both?

- Community air monitoring
- Community emissions reduction program
- Both

10. Why and for what purpose? (Related to question 9)

Limit emissions and control air quality

11. What are the characteristics of your community that make it a good candidate for this program? For example, this could include having many engaged community organizations, experience with developing and implementing community plans, and demonstrated experience and willingness to collaborate with diverse stakeholders (government agencies, community organizations, businesses, schools, hospitals, etc.).

lots of companies that can help reduce air quality lots of trucking companies

**Additional Information**

12. Would you like to sign up for updates on AB617? Select "Yes" to be included in the e-mail list.

- Yes
- No

Please save and email this worksheet to [ab617@aqmd.gov](mailto:ab617@aqmd.gov)



# 2019 AB 617 Community Self-Recommendation Form

Please fill out this form by **June 30, 2019** and

Email it to:  
*ab617@aqmd.gov*

OR

Mail it to:  
*Attn: AB617 forms  
21865 Copley Dr.  
Diamond Bar, CA 91765*

Note: Information provided by you on this worksheet (including contact or other personal information) is a public record and may be released in response to a California Public Records Act request

Date: *junes 2019*

### Contact Information

- 1. First and Last Name: [REDACTED]
- 2. Phone: [REDACTED]
- 3. Email: [REDACTED]
- 4. Organization (if applicable): *COFEM*

### Input on Community Selection and Priorities

- 5. Was this community or community area recommended in the previous year?  
*yes*
- 6. Is there any new information available from 2018-2019 that could be considered in prioritizing communities for this program?  
*no*

### Community Information

- 7. Community Name (as known by community members):  
*Huntington Park*
- 8. What areas does this community include? (City Name, Neighborhood Name, and Zip Code):  
*Huntington Park*

9. Is your community recommending itself for deployment of a community air monitoring campaign, for development of a community emissions reduction program, or both?

- Community air monitoring  
 Community emissions reduction program  
 Both

10. Why and for what purpose? (Related to question 9)

11. What are the characteristics of your community that make it a good candidate for this program? For example, this could include having many engaged community organizations, experience with developing and implementing community plans, and demonstrated experience and willingness to collaborate with diverse stakeholders (government agencies, community organizations, businesses, schools, hospitals, etc.).

**Additional Information**

12. Would you like to sign up for updates on AB617? Select "Yes" to be included in the e-mail list.

- Yes  No

Please save and email this worksheet to [ab617@aqmd.gov](mailto:ab617@aqmd.gov)



# 2019 AB 617 Community Self-Recommendation Form

Please fill out this form by **June 30, 2019** and

Email it to:  
*ab617@aqmd.gov*

OR

Mail it to:  
*Attn: AB617 forms  
21865 Copley Dr.  
Diamond Bar, CA 91765*

Note: Information provided by you on this worksheet (including contact or other personal information) is a public record and may be released in response to a California Public Records Act request

Date: *6/5/19*

### Contact Information

1. First and Last Name: [REDACTED]
2. Phone:
3. Email: [REDACTED]
4. Organization (if applicable): *Tree People*

### Input on Community Selection and Priorities

5. Was this community or community area recommended in the previous year?  
*Yes it was.*
6. Is there any new information available from 2018-2019 that could be considered in prioritizing communities for this program?  
*Movements on Exide and clearing of the soil around the community. The freeway excavations can also be a factor as well.*

### Community Information

7. Community Name (as known by community members):  
*Huntington Park*
8. What areas does this community include? (City Name, Neighborhood Name, and Zip Code):  
*Los Angeles, Huntington Park, 90255.*

9. Is your community recommending itself for deployment of a community air monitoring campaign, for development of a community emissions reduction program, or both?

- Community air monitoring  
 Community emissions reduction program  
 Both

10. Why and for what purpose? (Related to question 9)

the freeways surrounding the area and factories

11. What are the characteristics of your community that make it a good candidate for this program? For example, this could include having many engaged community organizations, experience with developing and implementing community plans, and demonstrated experience and willingness to collaborate with diverse stakeholders (government agencies, community organizations, businesses, schools, hospitals, etc.).

Many organizations and community involvement.

**Additional Information**

12. Would you like to sign up for updates on AB617? Select "Yes" to be included in the e-mail list.

Yes

No

Please save and email this worksheet to [ab617@aqmd.gov](mailto:ab617@aqmd.gov)



South Coast  
**AQMD**

**2019**  
**Formulario de recomendación de su comunidad**  
**de AB617**

Complete este formulario antes del 30 de junio y

Envíelo por correo  
electrónico a:  
*ab617@aqmd.gov*

O

Envíelo por correo postal a:  
*Attn: AB617 forms*  
*21865 Copley Dr.*  
*Diamond Bar, CA 91765*

**Nota:** La información que usted brinde en esta planilla (lo que incluye información de contacto y otros datos personales) constituye un registro público y puede ser divulgada como respuesta a una solicitud de la Ley de Registros Públicos de California (California Public Records Act)

Fecha:

**Información de contacto**

1. Nombre y apellido: [REDACTED]
2. Teléfono: [REDACTED]
3. Correo electrónico: [REDACTED]
4. Organización (si corresponde): *C B E*

**Comentarios sobre la selección y las prioridades de la comunidad**

5. ¿Esta comunidad o área de la comunidad fue recomendada el año anterior?  
*SI*
6. ¿Hay nueva información disponible de 2018-2019 que podría considerarse al momento de priorizar las comunidades para este programa?  
*SI*

**Información de la comunidad**

7. Nombre de la comunidad (tal como lo conocen los miembros de la comunidad):  
*Walnut Park-*
8. ¿Qué áreas incluye esta comunidad? (Nombre de la ciudad, nombre del vecindario y código postal):  
*Walnut Park*

9. ¿Su comunidad se está recomendando para la implementación de una campaña de monitoreo de aire de la comunidad, para el desarrollo de un programa comunitario de reducción de emisiones, o para ambos? **SI**

- Monitoreo del aire de la comunidad  
 Programa comunitario de reducción de emisiones  
 Ambos

10. ¿Por qué y con qué propósito? (Relacionado con la pregunta 10)

**PORQUE hay DEMASIADA CONTAMINACION**

11. ¿Cuáles son las características de su comunidad que la convierten en una buena candidata para este programa? Por ejemplo, esto puede incluir una cantidad importante de organizaciones comprometidas con la comunidad, experiencia en el desarrollo y la implementación de planes comunitarios, y experiencia y voluntad demostradas para colaborar con varios participantes (agencias de gobierno, organizaciones comunitarias, empresas, escuelas, hospitales, etc.).

**C B E QUE LUCHAMOS POR UN MEJOR AMBIENTE**

#### Información adicional

13. ¿Desea inscribirse para actualizaciones sobre el Proyecto de Ley AB6177? Seleccione "Sí" si desea ser incluido en la lista de correo electrónico.

Sí

No

Haga clic en **enviar** para que esta planilla llegue por correo electrónico a AQMD de la Costa Sur: **ENVIAR**



2019  
Formulario de recomendación de su comunidad  
de AB617

Complete este formulario antes del 30 de junio y

Envíelo por correo electrónico a:  
ab617@aqmd.gov

Envíelo por correo postal a:  
Attn: AB617 forms  
21865 Copley Dr.  
Diamond Bar, CA 91765

**Nota:** La información que usted brinde en esta planilla (lo que incluye información de contacto y otros datos personales) constituye un registro público y puede ser divulgada como respuesta a una solicitud de la Ley de Registros Públicos de California (California Public Records Act)

Fecha:

**Información de contacto**

1. Nombre y apellido: [REDACTED]
2. Teléfono: [REDACTED]
3. Correo electrónico:
4. Organización (si corresponde): C B E

**Comentarios sobre la selección y las prioridades de la comunidad**

5. ¿Esta comunidad o área de la comunidad fue recomendada el año anterior? SÍ
6. ¿Hay nueva información disponible de 2018-2019 que podría considerarse al momento de priorizar las comunidades para este programa? SÍ

**Información de la comunidad**

7. Nombre de la comunidad (tal como lo conocen los miembros de la comunidad): HP, CA 90055
8. ¿Qué áreas incluye esta comunidad? (Nombre de la ciudad, nombre del vecindario y código postal):  
HUNTINGTON BEACH CA 90055



9. ¿Su comunidad se está recomendando para la implementación de una campaña de monitoreo de aire de la comunidad, para el desarrollo de un programa comunitario de reducción de emisiones, o para ambos?

- Monitoreo del aire de la comunidad  
 Programa comunitario de reducción de emisiones  
 Ambos

10. ¿Por qué y con qué propósito? (Relacionado con la pregunta 10)

Por que Hay mucha contaminación y necesitamos crear un plan limpieza

11. ¿Cuáles son las características de su comunidad que la convierten en una buena candidata para este programa? Por ejemplo, esto puede incluir una cantidad importante de organizaciones comprometidas con la comunidad, experiencia en el desarrollo y la implementación de planes comunitarios, y experiencia y voluntad demostradas para colaborar con varios participantes (agencias de gobierno, organizaciones comunitarias, empresas, escuelas, hospitales, etc.).

Somos parte de comunidades por un mejor ambiente y emos luchado por compañías que contaminan nuestro Aire tierra y agua

#### Información adicional

13. ¿Desea inscribirse para actualizaciones sobre el Proyecto de Ley AB617? Seleccione "Sí" si desea ser incluido en la lista de correo electrónico.

- Sí  No

Haga clic en enviar para que esta planilla llegue por correo electrónico a AQMD de la Costa Sur: **ENVIAR**



# 2019 Formulario de recomendación de su comunidad de AB617

Complete este formulario antes del 30 de junio y

Envíelo por correo electrónico a:  
*ab617@aqmd.gov*

Envíelo por correo postal a:  
*Attn: AB617 forms  
21865 Copley Dr.  
Diamond Bar, CA 91765*

**Nota:** La información que usted brinde en esta planilla (lo que incluye información de contacto y otros datos personales) constituye un registro público y puede ser divulgada como respuesta a una solicitud de la Ley de Registros Públicos de California (California Public Records Act)

Fecha: *6-12-19*

### Información de contacto

- 1. Nombre y apellido: [Redacted]
- 2. Teléfono: [Redacted]
- 3. Correo electrónico: [Redacted]
- 4. Organización (si corresponde): *C B E.*

### Comentarios sobre la selección y las prioridades de la comunidad

- 5. ¿Esta comunidad o área de la comunidad fue recomendada el año anterior?  
*Si*
- 6. ¿Hay nueva información disponible de 2018-2019 que podría considerarse al momento de priorizar las comunidades para este programa?  
*Si*

### Información de la comunidad

- 7. Nombre de la comunidad (tal como lo conocen los miembros de la comunidad):  
*C B E. South gate ca 90280*
- 8. ¿Qué áreas incluye esta comunidad? (Nombre de la ciudad, nombre del vecindario y código postal):  
*South Gate 90280*

9. ¿Su comunidad se está recomendando para la implementación de una campaña de monitoreo de aire de la comunidad, para el desarrollo de un programa comunitario de reducción de emisiones, o para ambos?

- Monitoreo del aire de la comunidad  
 Programa comunitario de reducción de emisiones  
 Ambos

10. ¿Por qué y con qué propósito? (Relacionado con la pregunta 10)

Porque hay mucha contaminación que nos afecta nuestra salud y necesitamos crear y mantener una mejor ciudad.

11. ¿Cuáles son las características de su comunidad que la convierten en una buena candidata para este programa? Por ejemplo, esto puede incluir una cantidad importante de organizaciones comprometidas con la comunidad, experiencia en el desarrollo y la implementación de planes comunitarios, y experiencia y voluntad demostradas para colaborar con varios participantes (agencias de gobierno, organizaciones comunitarias, empresas, escuelas, hospitales, etc.).

Somos parte de una comunidad de un mejor ambiente y tenemos historia que está luchando por un mejor ambiente y han luchado con compañías que

Información adicional

13. ¿Desea inscribirse para actualizaciones sobre el Proyecto de Ley AB617? Seleccione

"Sí" si desea ser incluido en la lista de correo electrónico.




Sí



No

Haga clic en enviar para que esta planilla llegue por correo electrónico a AQMD de la Costa Sur: **ENVIAR**





2019  
Formulario de recomendación de su comunidad  
de AB617

Complete este formulario antes del 30 de junio y

Envíelo por correo electrónico a:  
*ab617@aqmd.gov*

Envíelo por correo postal a:  
Attn: AB617 forms  
21865 Copley Dr.  
Diamond Bar, CA 91765

**Nota:** La información que usted brinde en esta planilla (lo que incluye información de contacto y otros datos personales) constituye un registro público y puede ser divulgada como respuesta a una solicitud de la Ley de Registros Públicos de California (California Public Records Act)

Fecha:

Información de contacto

1. Nombre y apellido: [REDACTED]
2. Teléfono: [REDACTED]
3. Correo electrónico:
4. Organización (si corresponde): *C. B.E.*

Comentarios sobre la selección y las prioridades de la comunidad

5. ¿Esta comunidad o área de la comunidad fue recomendada el año anterior? *Si*
6. ¿Hay nueva información disponible de 2018-2019 que podría considerarse al momento de priorizar las comunidades para este programa? *Si*

Información de la comunidad

7. Nombre de la comunidad (tal como lo conocen los miembros de la comunidad):  
*Walnut park CA.*
8. ¿Qué áreas incluye esta comunidad? (Nombre de la ciudad, nombre del vecindario y código postal):  
*Walnut park CA 90255*

9. ¿Su comunidad se está recomendando para la implementación de una campaña de monitoreo de aire de la comunidad, para el desarrollo de un programa comunitario de reducción de emisiones, o para ambos?

- Monitoreo del aire de la comunidad  
 Programa comunitario de reducción de emisiones  
 Ambos

10. ¿Por qué y con qué propósito? (Relacionado con la pregunta 10)

Porque hay mucho contaminación que afecta a nuestra salud y necesitamos monitorear que tanta contaminación hay en nuestros Vecendarios

11. ¿Cuáles son las características de su comunidad que la convierten en una buena candidata para este programa? Por ejemplo, esto puede incluir una cantidad importante de organizaciones comprometidas con la comunidad, experiencia en el desarrollo y la implementación de planes comunitarios, y experiencia y voluntad demostradas para colaborar con varios participantes (agencias de gobierno, organizaciones comunitarias, empresas, escuelas, hospitales, etc.).

Somos partes de CBE. y tenemos historia de que luchamos contra compañías que contaminan nuestra Agua, Aire y tierra.

**Información adicional**

13. ¿Desea inscribirse para actualizaciones sobre el Proyecto de Ley AB617? Seleccione "Sí" si desea ser incluido en la lista de correo electrónico.

Sí       No

Haga clic en enviar para que esta planilla llegue por correo electrónico a AQMD de la Costa Sur: **ENVIAR**



# 2019 Formulario de recomendación de su comunidad de AB617

Complete este formulario antes del 30 de junio y

Envíelo por correo electrónico a:  
*ab617@aqmd.gov*

O

Envíelo por correo postal a:  
*Attn: AB617 forms  
21865 Copley Dr.  
Diamond Bar, CA 91765*

**Nota:** La información que usted brinde en esta planilla (lo que incluye información de contacto y otros datos personales) constituye un registro público y puede ser divulgada como respuesta a una solicitud de la Ley de Registros Públicos de California (California Public Records Act)

Fecha:

Información de contacto

1. Nombre y apellido: [Redacted]
2. Teléfono: [Redacted]
3. Correo electrónico: *— o —*
4. Organización (si corresponde): *@ B e*

**Comentarios sobre la selección y las prioridades de la comunidad**

5. ¿Esta comunidad o área de la comunidad fue recomendada el año anterior?  
*si*
6. ¿Hay nueva información disponible de 2018-2019 que podría considerarse al momento de priorizar las comunidades para este programa?  
*si*

**Información de la comunidad**

7. Nombre de la comunidad (tal como lo conocen los miembros de la comunidad):  
*Walnut Park*
8. ¿Qué áreas incluye esta comunidad? (Nombre de la ciudad, nombre del vecindario y código postal):  
*Walnut Park 90255*

9. ¿Su comunidad se está recomendando para la implementación de una campaña de monitoreo de aire de la comunidad, para el desarrollo de un programa comunitario de reducción de emisiones, o para ambos?

- Monitoreo del aire de la comunidad  
 Programa comunitario de reducción de emisiones  
 Ambos

10. ¿Por qué y con qué propósito? (Relacionado con la pregunta 10)

*Por que hay mucha contaminación  
Crear un plan de limpieza*

11. ¿Cuáles son las características de su comunidad que la convierten en una buena candidata para este programa? Por ejemplo, esto puede incluir una cantidad importante de organizaciones comprometidas con la comunidad, experiencia en el desarrollo y la implementación de planes comunitarios, y experiencia y voluntad demostradas para colaborar con varios participantes (agencias de gobierno, organizaciones comunitarias, empresas, escuelas, hospitales, etc.).

*Somos parte de las organizaciones  
para un mejor ambiente  
hemos luchado contra Veris Compañías que  
contaminan agua y tierra*

**Información adicional**

13. ¿Desea inscribirse para actualizaciones sobre el Proyecto de Ley AB617? Seleccione "Sí" si desea ser incluido en la lista de correo electrónico.

Sí

No

Haga clic en enviar para que esta planilla llegue por correo electrónico a AQMD de la Costa Sur: **ENVIAR**



South Coast  
**AQMD**

**2019**  
**Formulario de recomendación de su comunidad**  
**de AB617**

Complete este formulario antes del **30 de junio** y

Envíelo por correo electrónico a:  
**ab617@aqmd.gov**

O

Envíelo por correo postal a:  
*Attn: AB617 forms*  
*21865 Copley Dr.*  
*Diamond Bar, CA 91765*

**Nota:** La información que usted brinde en esta planilla (lo que incluye información de contacto y otros datos personales) constituye un registro público y puede ser divulgada como respuesta a una solicitud de la Ley de Registros Públicos de California (California Public Records Act)

Fecha:

**Información de contacto**

1. Nombre y apellido:
2. Teléfono:
3. Correo electrónico:
4. Organización (si corresponde):

**Comentarios sobre la selección y las prioridades de la comunidad**

5. ¿Esta comunidad o área de la comunidad fue recomendada el año anterior?  
SÍ
6. ¿Hay nueva información disponible de 2018-2019 que podría considerarse al momento de priorizar las comunidades para este programa?  
Si

**Información de la comunidad**

7. Nombre de la comunidad (tal como lo conocen los miembros de la comunidad):  
Huntington Park
8. ¿Qué áreas incluye esta comunidad? (Nombre de la ciudad, nombre del vecindario y código postal):  
Huntington Park, CA 90285



9. ¿Su comunidad se está recomendando para la implementación de una campaña de monitoreo de aire de la comunidad, para el desarrollo de un programa comunitario de reducción de emisiones, o para ambos?

- Monitoreo del aire de la comunidad  
 Programa comunitario de reducción de emisiones  
 Ambos

10. ¿Por qué y con qué propósito? (Relacionado con la pregunta 10)

Hay mucha contaminación en el  
area y queremos crear un plan de  
limpieza.

11. ¿Cuáles son las características de su comunidad que la convierten en una buena candidata para este programa? Por ejemplo, esto puede incluir una cantidad importante de organizaciones comprometidas con la comunidad, experiencia en el desarrollo y la implementación de planes comunitarios, y experiencia y voluntad demostradas para colaborar con varios participantes (agencias de gobierno, organizaciones comunitarias, empresas, escuelas, hospitales, etc.).

Somos parte de CBE (comunidades por un  
mejor ambiente)  
tenemos historia de lucha por un  
mejor ambiente

#### Información adicional

13. ¿Desea inscribirse para actualizaciones sobre el Proyecto de Ley AB617? Seleccione "Sí" si desea ser incluido en la lista de correo electrónico.

- Sí  No

Haga clic en enviar para que esta planilla llegue por correo electrónico a AQMD de la Costa Sur: **ENVIAR**



# 2019 Formulario de recomendación de su comunidad de AB617

Complete este formulario antes del 30 de junio y

Envíelo por correo electrónico a:  
*ab617@aqmd.gov*

Envíelo por correo postal a:  
*Attn: AB617 forms  
21865 Copley Dr.  
Diamond Bar, CA 91765*

**Nota:** La información que usted brinde en esta planilla (lo que incluye información de contacto y otros datos personales) constituye un registro público y puede ser divulgada como respuesta a una solicitud de la Ley de Registros Públicos de California (California Public Records Act)

Fecha:

### Información de contacto

- 1. Nombre y apellido: [Redacted]
- 2. Teléfono: [Redacted]
- 3. Correo electrónico:
- 4. Organización (si corresponde): *C. B. E. Comunalidad for the  
diversity negro*

### Comentarios sobre la selección y las prioridades de la comunidad

- 5. ¿Esta comunidad o área de la comunidad fue recomendada el año anterior? *Si fue recomendada el año anterior  
Huntington Park -*
- 6. ¿Hay nueva información disponible de 2018-2019 que podría considerarse al momento de priorizar las comunidades para este programa? *Por favor que califique esta  
ciudad -*

### Información de la comunidad

- 7. Nombre de la comunidad (tal como lo conocen los miembros de la comunidad): *H. Park -*
- 8. ¿Qué áreas incluye esta comunidad? (Nombre de la ciudad, nombre del vecindario y código postal):

9. ¿Su comunidad se está recomendando para la implementación de una campaña de monitoreo de aire de la comunidad, para el desarrollo de un programa comunitario de reducción de emisiones, o para ambos?

- Monitoreo del aire de la comunidad  
 Programa comunitario de reducción de emisiones  
 Ambos

10. ¿Por qué y con qué propósito? (Relacionado con la pregunta 10)

*Generar muchos programas de salud - espero mejora calidad del aire -*

11. ¿Cuáles son las características de su comunidad que la convierten en una buena candidata para este programa? Por ejemplo, esto puede incluir una cantidad importante de organizaciones comprometidas con la comunidad, experiencia en el desarrollo y la implementación de planes comunitarios, y experiencia y voluntad demostradas para colaborar con varios participantes (agencias de gobierno, organizaciones comunitarias, empresas, escuelas, hospitales, etc.).

*Espero que le des prioridad.  
Hay muchas necesidades -  
en Huntington Park -*

**Información adicional**

13. ¿Desea inscribirse para actualizaciones sobre el Proyecto de Ley AB617? Seleccione "Sí" si desea ser incluido en la lista de correo electrónico.

- Sí  No

Haga clic en enviar para que esta planilla llegue por correo electrónico a AQMD de la Costa Sur: **ENVIAR**



South Coast  
**AQMD**

# 2019 Formulario de recomendación de su comunidad de AB617

Complete este formulario antes del 30 de junio y

Envíelo por correo electrónico a:  
*ab617@aqmd.gov*

O

Envíelo por correo postal a:  
*Attn: AB617 forms  
21865 Copley Dr.  
Diamond Bar, CA 91765*

**Nota:** La información que usted brinde en esta planilla (lo que incluye información de contacto y otros datos personales) constituye un registro público y puede ser divulgada como respuesta a una solicitud de la Ley de Registros Públicos de California (California Public Records Act)

Fecha:

### Información de contacto

- Nombre y apellido: [Redacted]
- Teléfono: [Redacted]
- Correo electrónico: [Redacted]
- Organización (si corresponde): *CBE*

### Comentarios sobre la selección y las prioridades de la comunidad

- ¿Esta comunidad o área de la comunidad fue recomendada el año anterior?  
*Si*
- ¿Hay nueva información disponible de 2018-2019 que podría considerarse al momento de priorizar las comunidades para este programa?  
*Si*

### Información de la comunidad

- Nombre de la comunidad (tal como lo conocen los miembros de la comunidad):  
*Southeast LA: South Gate, Huntington Park, Walnut Park, Lynwood*
- ¿Qué áreas incluye esta comunidad? (Nombre de la ciudad, nombre del vecindario y código postal):  
*South Gate, Huntington Park, Walnut Park  
90780 90255 90155*

9. ¿Su comunidad se está recomendando para la implementación de una campaña de monitoreo de aire de la comunidad, para el desarrollo de un programa comunitario de reducción de emisiones, o para ambos?

- Monitoreo del aire de la comunidad  
 Programa comunitario de reducción de emisiones  
 Ambos

10. ¿Por qué y con qué propósito? (Relacionado con la pregunta 10)

*Para identificar áreas más contaminadas y remedios.*

11. ¿Cuáles son las características de su comunidad que la convierten en una buena candidata para este programa? Por ejemplo, esto puede incluir una cantidad importante de organizaciones comprometidas con la comunidad, experiencia en el desarrollo y la implementación de planes comunitarios, y experiencia y voluntad demostradas para colaborar con varios participantes (agencias de gobierno, organizaciones comunitarias, empresas, escuelas, hospitales, etc.).

*Mucha contaminación del 910, Alameda corridor  
industrial. CBE organiza en nuestra area.*

#### Información adicional

13. ¿Desea inscribirse para actualizaciones sobre el Proyecto de Ley AB617? Seleccione "SI" si desea ser incluido en la lista de correo electrónico.

Sí

No

Haga clic en enviar para que esta planilla llegue por correo electrónico a AQMD de la Costa Sur: **ENVIAR**



2019  
Formulario de recomendación de su comunidad  
de AB617

Complete este formulario antes del 30 de junio y

Envíelo por correo electrónico a:  
ab617@aqmd.gov

O

Envíelo por correo postal a:  
Attn: AB617 forms  
21865 Copley Dr.  
Diamond Bar, CA 91765

**Nota:** La información que usted brinde en esta planilla (lo que incluye información de contacto y otros datos personales) constituye un registro público y puede ser divulgada como respuesta a una solicitud de la Ley de Registros Públicos de California (California Public Records Act)

Fecha:

Información de contacto

1. Nombre y apellido: [Redacted]
2. Teléfono: [Redacted]
3. Correo electrónico:
4. Organización (si corresponde): CBE

Comentarios sobre la selección y las prioridades de la comunidad

5. ¿Esta comunidad o área de la comunidad fue recomendada el año anterior?  
Si
6. ¿Hay nueva información disponible de 2018-2019 que podría considerarse al momento de priorizar las comunidades para este programa?  
Si

Información de la comunidad

7. Nombre de la comunidad (tal como lo conocen los miembros de la comunidad):  
H.P.
8. ¿Qué áreas incluye esta comunidad? (Nombre de la ciudad, nombre del vecindario y código postal):  
HUNTINGTON, PARK 90255

9. ¿Su comunidad se está recomendando para la implementación de una campaña de monitoreo de aire de la comunidad, para el desarrollo de un programa comunitario de reducción de emisiones, o para ambos?

- Monitoreo del aire de la comunidad  
 Programa comunitario de reducción de emisiones  
 Ambos

10. ¿Por qué y con qué propósito? (Relacionado con la pregunta 10)

Porque hay mucha contaminación  
Necesitamos monitorear  
Crear un plan de limpieza

11. ¿Cuáles son las características de su comunidad que la convierten en una buena candidata para este programa? Por ejemplo, esto puede incluir una cantidad importante de organizaciones comprometidas con la comunidad, experiencia en el desarrollo y la implementación de planes comunitarios, y experiencia y voluntad demostradas para colaborar con varios participantes (agencias de gobierno, organizaciones comunitarias, empresas, escuelas, hospitales, etc.).

Somos partes de comunidades por un mejor ambiente . . .  
y hemos luchado contra compañías que contaminan nuestro aire agua y tierra

**Información adicional**

13. ¿Desea inscribirse para actualizaciones sobre el Proyecto de Ley AB617? Seleccione "Sí" si desea ser incluido en la lista de correo electrónico.

Sí  No

Haga clic en enviar para que esta planilla llegue por correo electrónico a AQMD de la Costa Sur: **ENVIAR**



# 2019 AB 617 Community Self-Recommendation Form

Please fill out this form by **June 30, 2019** and

Email it to:  
*ab617@aqmd.gov*

OR

Mail it to:  
*Attn: AB617 forms  
21865 Copley Dr.  
Diamond Bar, CA 91765*

Note: Information provided by you on this worksheet (including contact or other personal information) is a public record and may be released in response to a California Public Records Act request

Date:

## Contact Information

1. First and Last Name:

2. Phone:

3. Email:

4. Organization (if applicable):

## Input on Community Selection and Priorities

5. Was this community or community area recommended in the previous year?

Yes

6. Is there any new information available from 2018-2019 that could be considered in prioritizing communities for this program?

Ozone extreme non-attainment

## Community Information

7. Community Name (as known by community members):

Eastern Coachella Valley

8. What areas does this community include? (City Name, Neighborhood Name, and Zip Code):

Coachella, Mecca, North Shore, Thermal Oasis, Indio, Chiraco Summit,



9. Is your community recommending itself for deployment of a community air monitoring campaign, for development of a community emissions reduction program, or both?

- Community air monitoring
- Community emissions reduction program
- Both

10. Why and for what purpose? (Related to question 9)

More data from toxics criteria pollutants, and reduction of pollution

11. What are the characteristics of your community that make it a good candidate for this program? For example, this could include having many engaged community organizations, experience with developing and implementing community plans, and demonstrated experience and willingness to collaborate with diverse stakeholders (government agencies, community organizations, businesses, schools, hospitals, etc.).

This community is impacted by multiple sources of pollution including an incinerator, toxic facilities, pesticide exposure, and industries located fence-line to homes-agriculture, unpaved roads, truck corridors auto body shops and recycling facilities. There are over 8 organizations submitting a nomination letter which includes data. All organizations are committed to improving the quality of life in this frontline community. As a board director of La Union Hace La Fuerza and on behalf we support all the joint letter being submitted.

#### Additional Information

12. Would you like to sign up for updates on AB617? Select "Yes" to be included in the e-mail list.

- Yes       No

Please save and email this worksheet to [ab617@aqmd.gov](mailto:ab617@aqmd.gov)



## 2019 AB 617 Community Self-Recommendation Form

Please fill out this form by **June 30, 2019** and

Email it to:  
*ab617@aqmd.gov*

OR

Mail it to:  
*Attn: AB617 forms  
21865 Copley Dr.  
Diamond Bar, CA 91765*

**Note:** Information provided by you on this worksheet (including contact or other personal information) is a public record and may be released in response to a California Public Records Act request

Date:

### Contact Information

1. First and Last Name: [REDACTED]
2. Phone [REDACTED]
3. Email: [REDACTED]
4. Organization (if applicable):

### Input on Community Selection and Priorities

5. Was this community or community area recommended in the previous year?
6. Is there any new information available from 2018-2019 that could be considered in prioritizing communities for this program?

### Community Information

7. Community Name (as known by community members):
8. What areas does this community include? (City Name, Neighborhood Name, and Zip Code):

9. Is your community recommending itself for deployment of a community air monitoring campaign, for development of a community emissions reduction program, or both?

- Community air monitoring
- Community emissions reduction program
- Both

10. Why and for what purpose? (Related to question 9)

11. What are the characteristics of your community that make it a good candidate for this program? For example, this could include having many engaged community organizations, experience with developing and implementing community plans, and demonstrated experience and willingness to collaborate with diverse stakeholders (government agencies, community organizations, businesses, schools, hospitals, etc.).

**Additional Information**

12. Would you like to sign up for updates on AB617? Select "Yes" to be included in the e-mail list.

- Yes                       No

**Please save and email this worksheet to [ab617@aqmd.gov](mailto:ab617@aqmd.gov)**



# 2019 AB 617 Community Self-Recommendation Form

Please fill out this form by June 30, 2019 and

Email it to:  
ab617@aqmd.gov

OR

Mail it to:  
Attn: AB617 forms  
21865 Copley Dr.  
Diamond Bar, CA 91765

Note: Information provided by you on this worksheet (including contact or other personal information) is a public record and may be released in response to a California Public Records Act request

Date:

### Contact Information

1. First and Last Name: [REDACTED]
2. Phone: [REDACTED]
3. Email: [REDACTED]
4. Organization (if applicable): *Community for A Better Environment-CBE*

### Input on Community Selection and Priorities

5. Was this community or community area recommended in the previous year?  
*not apparently.*
6. Is there any new information available from 2018-2019 that could be considered in prioritizing communities for this program?  
*unknown*

### Community Information

7. Community Name (as known by community members):  
*San L.A.*
8. What areas does this community include? (City Name, Neighborhood Name, and Zip Code):  
*90044*

9. Is your community recommending itself for deployment of a community air monitoring campaign, for development of a community emissions reduction program, or both?

- Community air monitoring  
 Community emissions reduction program  
 Both

10. Why and for what purpose? (Related to question 9)

*traffic emissions, and cumulative impacts from industry and freeways.*

11. What are the characteristics of your community that make it a good candidate for this program? For example, this could include having many engaged community organizations, experience with developing and implementing community plans, and demonstrated experience and willingness to collaborate with diverse stakeholders (government agencies, community organizations, businesses, schools, hospitals, etc.).

*low income, burdened by major traffic and freeways - in dense communities*

#### Additional Information

12. Would you like to sign up for updates on AB617? Select "Yes" to be included in the e-mail list.

- Yes  No

Please save and email this worksheet to [ab617@aqmd.gov](mailto:ab617@aqmd.gov)



# 2019 AB 617 Community Self-Recommendation Form

Please fill out this form by June 30, 2019 and

Email it to:  
ab617@aqmd.gov

OR

Mail it to:  
Attn: AB617 forms  
21865 Copley Dr.  
Diamond Bar, CA 91765

Note: Information provided by you on this worksheet (including contact or other personal information) is a public record and may be released in response to a California Public Records Act request

Date:

### Contact Information

1. First and Last Name: [REDACTED]
2. Phone: [REDACTED]
3. Email: [REDACTED]
4. Organization (if applicable): Holm

### Input on Community Selection and Priorities

5. Was this community or community area recommended in the previous year? NO
6. Is there any new information available from 2018-2019 that could be considered in prioritizing communities for this program? There is oil drilling site in our community

### Community Information

7. Community Name (as known by community members): Historic West Adams District
8. What areas does this community include? (City Name, Neighborhood Name, and Zip Code): Los Angeles California 90018

9. Is your community recommending itself for deployment of a community air monitoring campaign, for development of a community emissions reduction program, or both?

- Community air monitoring  
 Community emissions reduction program  
 Both

10. Why and for what purpose? (Related to question 9) *Because of the high density of population.*

11. What are the characteristics of your community that make it a good candidate for this program? For example, this could include having many engaged community organizations, experience with developing and implementing community plans, and demonstrated experience and willingness to collaborate with diverse stakeholders (government agencies, community organizations, businesses, schools, hospitals, etc.).

*It is a historic community near the 10 Freeway.*

#### Additional Information

12. Would you like to sign up for updates on AB617? Select "Yes" to be included in the e-mail list.



Yes



No

Please save and email this worksheet to [ab617@aqmd.gov](mailto:ab617@aqmd.gov)



# 2019 AB 617 Community Self-Recommendation Form

Please fill out this form by June 30, 2019 and

Email it to:  
ab617@aqmd.gov

OR

Mail it to:  
Attn: AB617 forms  
21865 Copley Dr.  
Diamond Bar, CA 91765

Note: Information provided by you on this worksheet (including contact or other personal information) is a public record and may be released in response to a California Public Records Act request

Date: 6/28/2019

## Contact Information

1. First and Last Name: [REDACTED]
2. Phone: [REDACTED]
3. Email: [REDACTED]
4. Organization (if applicable): BLACK WOMEN FOR WELLNESS

## Input on Community Selection and Priorities

5. Was this community or community area recommended in the previous year?  
This community was not selected in the previous year.
6. Is there any new information available from 2018-2019 that could be considered in prioritizing communities for this program?  
The SCLA PUSH initiative launched which has allowed the community to start collecting data on air pollution.

## Community Information

7. Community Name (as known by community members):  
The South Central LA Community
8. What areas does this community include? (City Name, Neighborhood Name, and Zip Code):  
This community is comprised of the South and Southeast Community Areas in the city of LA.



9. Is your community recommending itself for deployment of a community air monitoring campaign, for development of a community emissions reduction program, or both?

- Community air monitoring  
 Community emissions reduction program  
 Both

10. Why and for what purpose? (Related to question 9)

To better understand what is going on with the air

11. What are the characteristics of your community that make it a good candidate for this program? For example, this could include having many engaged community organizations, experience with developing and implementing community plans, and demonstrated experience and willingness to collaborate with diverse stakeholders (government agencies, community organizations, businesses, schools, hospitals, etc.).

South Central LA has a strong and engaged population of residents and advocates ready to adopt air quality.

#### Additional Information

12. Would you like to sign up for updates on AB617? Select "Yes" to be included in the e-mail list.

- Yes  No

Please save and email this worksheet to [ab617@aqmd.gov](mailto:ab617@aqmd.gov)



# 2019 AB 617 Community Self-Recommendation Form

Please fill out this form by June 30, 2019 and

Email it to:  
ab617@aqmd.gov

OR

Mail it to:  
Attn: AB617 forms  
21865 Copley Dr.  
Diamond Bar, CA 91765

Note: Information provided by you on this worksheet (including contact or other personal information) is a public record and may be released in response to a California Public Records Act request

Date:

### Contact Information

1. First and Last Name: [REDACTED]
2. Phone: [REDACTED]
3. Email: [REDACTED]
4. Organization (if applicable): Watts Clean Air & Energy Committee

### Input on Community Selection and Priorities

5. Was this community or community area recommended in the previous year?  
NOT SURE.
6. Is there any new information available from 2018-2019 that could be considered in prioritizing communities for this program?  
I have begun efforts to learn more, be active and share with the Watts community.

### Community Information

7. Community Name (as known by community members):  
Watts
8. What areas does this community include? (City Name, Neighborhood Name, and Zip Code):  
The Watts community is located in the Los Angeles City jurisdiction with the zip codes 90059 and 90002; Also part of 10th Service Planning Area (SPA) of LA County

9. Is your community recommending itself for deployment of a community air monitoring campaign, for development of a community emissions reduction program, or both?

- Community air monitoring  
 Community emissions reduction program  
 Both

10. Why and for what purpose? (Related to question 9)

Why and for the purpose to empower ~~and~~ educate and equip the community with the tools to get equity and buy-in on what affects their day-to-day.


11. What are the characteristics of your community that make it a good candidate for this program? For example, this could include having many engaged community organizations, experience with developing and implementing community plans, and demonstrated experience and willingness to collaborate with diverse stakeholders (government agencies, community organizations, businesses, schools, hospitals, etc.).

Research proves that Watts residents automatically has a 11.9 year less life expectancy due to lack of trees (poor air quality). No green infrastructure to accommodate the Mayor's Green New Deal; reflecting community input, workforce development, economic development, etc.

**Additional Information**

12. Would you like to sign up for updates on AB617? Select "Yes" to be included in the e-mail list.

Yes

 my best

Please save and email this worksheet to [ab617@aqmd.gov](mailto:ab617@aqmd.gov)



# 2019 AB 617 Community Self-Recommendation Form

Please fill out this form by June 30, 2019 and

Email it to:  
*ab617@aqmd.gov*

OR

Mail it to:  
*Attn: AB617 forms  
21865 Copley Dr.  
Diamond Bar, CA 91765*

Note: Information provided by you on this worksheet (including contact or other personal information) is a public record and may be released in response to a California Public Records Act request

Date:

### Contact Information

1. First and Last Name:

2. Phone:

3. Email:

4. Organization (if applicable):

### Input on Community Selection and Priorities

5. Was this community or community area recommended in the previous year?

*Unknown*

6. Is there any new information available from 2018-2019 that could be considered in prioritizing communities for this program?

*I don't know*

### Community Information

7. Community Name (as known by community members):

*South Central*

8. What areas does this community include? (City Name, Neighborhood Name, and Zip Code):

*Los Angeles, West Paris Terrace, 90047*

9. Is your community recommending itself for deployment of a community air monitoring campaign, for development of a community emissions reduction program, or both?

- Community air monitoring  
 Community emissions reduction program  
 Both

10. Why and for what purpose? (Related to question 9)

To start cleaning the air in South Central LA with funding and resources other communities get.

11. What are the characteristics of your community that make it a good candidate for this program? For example, this could include having many engaged community organizations, experience with developing and implementing community plans, and demonstrated experience and willingness to collaborate with diverse stakeholders (government agencies, community organizations, businesses, schools, hospitals, etc.)

People in South Central LA care about air quality and we want to get involved.

#### Additional Information

12. Would you like to sign up for updates on AB617? Select "Yes" to be included in the e-mail list.

- Yes  No

Please save and email this worksheet to [ab617@aqmd.gov](mailto:ab617@aqmd.gov)



# 2019 AB 617 Community Self-Recommendation Form

Please fill out this form by June 30, 2019 and

Email it to:  
ab617@aqmd.gov

OR

Mail it to:  
Attn: AB617 forms  
21865 Copley Dr.  
Diamond Bar, CA 91765

Note: Information provided by you on this worksheet (including contact or other personal information) is a public record and may be released in response to a California Public Records Act request

Date:

### Contact Information

1. First and Last Name: [REDACTED]
2. Phone: [REDACTED]
3. Email: [REDACTED]
4. Organization (if applicable): LAUSD

### Input on Community Selection and Priorities

5. Was this community or community area recommended in the previous year? I AM NOT SURE
6. Is there any new information available from 2018-2019 that could be considered in prioritizing communities for this program?  
THE AIR QUALITY IN SOUTH LOS ANGELES

### Community Information

7. Community Name (as known by community members): SOUTH CENTRAL LOS ANGELES
8. What areas does this community include? (City Name, Neighborhood Name, and Zip Code): SOUTH LOS ANGELES

9. Is your community recommending itself for deployment of a community air monitoring campaign, for development of a community emissions reduction program, or both?

- Community air monitoring  
 Community emissions reduction program  
 Both

10. Why and for what purpose? (Related to question 9)

SOUTH LOS ANGELES RESIDENTS DESERVE CLEAN AIR.

11. What are the characteristics of your community that make it a good candidate for this program? For example, this could include having many engaged community organizations, experience with developing and implementing community plans, and demonstrated experience and willingness to collaborate with diverse stakeholders (government agencies, community organizations, businesses, schools, hospitals, etc.)

IM AWARE OF ORGANIZATIONS THAT ARE CONSCIENCE OF CLIMATE CHANGE ISSUES AND OUR RESIDENTS DESERVE CLEAN AIR

#### Additional Information

12. Would you like to sign up for updates on AB617? Select "Yes" to be included in the e-mail list.

- Yes  No

Please save and email this worksheet to [ab617@aqmd.gov](mailto:ab617@aqmd.gov)



South Coast  
AQMD

# 2019 AB 617 Community Self-Recommendation Form

Please fill out this form by June 30, 2019 and

Email it to:  
ab617@aqmd.gov

OR

Mail it to:  
Attn: AB617 forms  
21865 Copley Dr.  
Diamond Bar, CA 91765

Note: Information provided by you on this worksheet (including contact or other personal information) is a public record and may be released in response to a California Public Records Act request

Date:

### Contact Information

1. First and Last Name: [REDACTED]
2. Phone: [REDACTED]
3. Email: [REDACTED]
4. Organization (if applicable):

*Physicians for Social Responsibility*

### Input on Community Selection and Priorities

5. Was this community or community area recommended in the previous year?  
*No it was not*
6. Is there any new information available from 2018-2019 that could be considered in prioritizing communities for this program?  
*South LA / Watts residents have been impacted by air quality issues - We want further studies done.*

### Community Information

7. Community Name (as known by community members):  
*WATS - Southeast Los Angeles*
8. What areas does this community include? (City Name, Neighborhood Name, and Zip Code):  
*90059 & 90001*



9. Is your community recommending itself for deployment of a community air monitoring campaign, for development of a community emissions reduction program, or both?

- Community air monitoring  
 Community emissions reduction program  
 Both

10. Why and for what purpose? (Related to question 9)

Smog is still a factor in health ~~mental~~ related  
Respiratory issues here in my city

11. What are the characteristics of your community that make it a good candidate for this program? For example, this could include having many engaged community organizations, experience with developing and implementing community plans, and demonstrated experience and willingness to collaborate with diverse stakeholders (government agencies, community organizations, businesses, schools, hospitals, etc.)

Watts has many orgs that want to participate  
in good clean air

#### Additional Information

12. Would you like to sign up for updates on AB617? Select "Yes" to be included in the e-mail list.

- Yes  No

Please save and email this worksheet to [ab617@aqmd.gov](mailto:ab617@aqmd.gov)



2019  
AB 617 Community Self-Recommendation Form

Please fill out this form by June 30, 2019 and

Email it to:  
ab617@aqmd.gov

OR

Mail it to:  
Attn: AB617 forms  
21865 Copley Dr.  
Diamond Bar, CA 91765

Note: Information provided by you on this worksheet (including contact or other personal information) is a public record and may be released in response to a California Public Records Act request

Date:

Contact Information

1. First and Last Name: [REDACTED]
2. Phone: [REDACTED]
3. Email: [REDACTED]
4. Organization (if applicable): Esperanza Community Housing

Input on Community Selection and Priorities

5. Was this community or community area recommended in the previous year?  
Don't know
6. Is there any new information available from 2018-2019 that could be considered in prioritizing communities for this program? I have recently participated in air quality efforts in my community

Community Information

7. Community Name (as known by community members): So. Los Angeles
8. What areas does this community include? (City Name, Neighborhood Name, and Zip Code). South Los Angeles, 90007

9. Is your community recommending itself for deployment of a community air monitoring campaign, for development of a community emissions reduction program, or both?

- Community air monitoring  
 Community emissions reduction program  
 Both

10. Why and for what purpose? (Related to question 9) *To clean up the air*

11. What are the characteristics of your community that make it a good candidate for this program? For example, this could include having many engaged community organizations, experience with developing and implementing community plans, and demonstrated experience and willingness to collaborate with diverse stakeholders (government agencies, community organizations, businesses, schools, hospitals, etc.).

*South LA has a community that is firmly involved in neighborhood issues and are poised to begin the process.*

#### Additional information

12. Would you like to sign up for updates on AB617? Select "Yes" to be included in the e-mail list.

Yes

No

Please save and email this worksheet to [ab617@aqmd.gov](mailto:ab617@aqmd.gov)



2019  
AB 617 Community Self-Recommendation Form

Please fill out this form by June 30, 2019 and

Email it to:  
ab617@aqmd.gov

OR

Mail it to:  
Attn: AB617 forms  
21865 Copley Dr  
Diamond Bar, CA 91765

Note: Information provided by you on this worksheet (including contact or other personal information) is a public record and may be released in response to a California Public Records Act request

Date: 6/26/2019

Contact Information

1. First and Last Name: [REDACTED]
2. Phone: [REDACTED]
3. Email: [REDACTED]
4. Organization (if applicable): SCOPE

Input on Community Selection and Priorities

5. Was this community or community area recommended in the previous year?  
NO The community was not selected
6. Is there any new information available from 2018-2019 that could be considered in prioritizing communities for this program?  
I have started participating in efforts to better understand air quality challenges in my community

Community Information

7. Community Name (as known by community members):  
The South Central LA ~~Central~~ Community
8. What areas does this community include? (City Name, Neighborhood Name, and Zip Code):  
This community is comprised of South/Southeast Community.

9. Is your community recommending itself for deployment of a community air monitoring campaign, for development of a community emissions reduction program, or both?

- Community air monitoring  
 Community emissions reduction program  
 Both

10. Why and for what purpose? (Related to question 9)

Better understand what is going on with the air

11. What are the characteristics of your community that make it a good candidate for this program? For example, this could include having many engaged community organizations, experience with developing and implementing community plans, and demonstrated experience and willingness to collaborate with diverse stakeholders (government agencies, community organizations, businesses, schools, hospitals, etc.)

There is already a coalition of residents and organizations ready to start implementing the next stage of the work

#### Additional Information

12. Would you like to sign up for updates on AB617? Select "Yes" to be included in the e-mail list.

- Yes  No

Please save and email this worksheet to [ab617@aqmd.gov](mailto:ab617@aqmd.gov)



# 2019 Formulario de recomendación de su comunidad de AB617

Complete este formulario antes del 30 de junio y

Envíelo por correo electrónico a:  
*ab617@aqmd.gov*

O

Envíelo por correo postal a:  
Attn: AB617 forms  
21865 Copley Dr.  
Diamond Bar, CA 91765

Nota: La información que usted brinde en esta planilla (lo que incluye información de contacto y otros datos personales) constituye un registro público y puede ser divulgada como respuesta a una solicitud de la Ley de Registros Públicos de California (California Public Records Act)

Fecha:

### Información de contacto

- Nombre y apellido: [REDACTED]
- Teléfono: [REDACTED]
- Correo electrónico:
- Organización (si corresponde): *SCOPE*

### Comentarios sobre la selección y las prioridades de la comunidad

- ¿Esta comunidad o área de la comunidad fue recomendada el año anterior?  
*ESTA COMUNIDAD NO FUE RECOMENDADA EL AÑO ANTERIOR*
- ¿Hay nueva información disponible de 2018-2019 que podría considerarse al momento de priorizar las comunidades para este programa?

*2) He comenzado a participar en esfuerzos para comprender mejor los desafíos de calidad del aire en mi comunidad*

### Información de la comunidad

- Nombre de la comunidad (tal como lo conocen los miembros de la comunidad):  
*El Sur Central de Los Angeles*

- ¿Qué áreas incluye esta comunidad? (Nombre de la ciudad, nombre del vecindario y código postal):

*Esta comunidad se compone de los Planos*

9. ¿Su comunidad se está recomendando para la implementación de una campaña de monitoreo de aire de la comunidad, para el desarrollo de un programa comunitario de reducción de emisiones, o para ambos?

Monitoreo del aire de la comunidad  
 Programa comunitario de reducción de emisiones  
 Ambos

10. ¿Por qué y con qué propósito? (Relacionado con la pregunta 10)

3) Para garantizar que el Sur Central de Los Angeles obtenga su parte justa de Fondos y recursos para emplear en abordar desafíos de justicia ambiental

11. ¿Cuáles son las características de su comunidad que la convierten en una buena candidata para este programa? Por ejemplo, esto puede incluir una cantidad importante de organizaciones comprometidas con la comunidad, experiencia en el desarrollo y la implementación de planes comunitarios, y experiencia y voluntad demostradas para colaborar con varios participantes (agencias de gobierno, organizaciones comunitarias, empresas, escuelas, hospitales, etc.).

El Sur Central de Los Angeles fuerte y comprometida de residentes listos para participar

#### Información adicional

13. ¿Desea inscribirse para actualizaciones sobre el Proyecto de Ley AB617? Seleccione "Si" si desea ser incluido en la lista de correo electrónico.



Si



No

Haga clic en enviar para que esta planilla llegue por correo electrónico a AQMD de la Costa Sur: **ENVIAR**



# 2019 AB 617 Community Self-Recommendation Form

Please fill out this form by June 30, 2019 and

Email it to:  
ab617@aqmd.gov

OR

Mail it to:  
Attn. AB617 forms  
21865 Copley Dr.  
Diamond Bar, CA 91765

Note: Information provided by you on this worksheet (including contact or other personal information) is a public record and may be released in response to a California Public Records Act request

Date:

## Contact Information

1. First and Last Name: [REDACTED]
2. Phone: [REDACTED]
3. Email: [REDACTED]
4. Organization (if applicable): Watts Clean Air Watts NC

## Input on Community Selection and Priorities

5. Was this community or community area recommended in the previous year?  
I'm not really sure
6. Is there any new information available from 2018-2019 that could be considered in prioritizing communities for this program?  
I am in the process of doing more research to retain information.

## Community Information

7. Community Name (as known by community members).  
Watts
8. What areas does this community include? (City Name, Neighborhood Name, and Zip Code): Watts, California 90259, 90022



9. Is your community recommending itself for deployment of a community air monitoring campaign, for development of a community emissions reduction program, or both?

- Community air monitoring  
 Community emissions reduction program  
 Both

10. Why and for what purpose? (Related to question 9)

Every one looked so long  
its something thats  
needed

11. What are the characteristics of your community that make it a good candidate for this program? For example, this could include having many engaged community organizations, experience with developing and implementing community plans, and demonstrated experience and willingness to collaborate with diverse stakeholders (government agencies, community organizations, businesses, schools, hospitals, etc.)

Love + y  
LOVE

#### Additional Information

12. Would you like to sign up for updates on AB617? Select "Yes" to be included in the e-mail list.



Yes



No

Please save and email this worksheet to [ab617@aqmd.gov](mailto:ab617@aqmd.gov)



# 2019 AB 617 Community Self-Recommendation Form

Please fill out this form by June 30, 2019 and

Email it to:  
ab617@aqmd.gov

OR

Mail it to:  
Attn: AB617 forms  
21865 Copley Dr.  
Diamond Bar, CA 91765

Note: Information provided by you on this worksheet (including contact or other personal information) is a public record and may be released in response to a California Public Records Act request.

Date: 6/27/19

### Contact Information

1. First and Last Name: [REDACTED]
2. Phone: [REDACTED]
3. Email: [REDACTED]
4. Organization (if applicable): Watts

### Input on Community Selection and Priorities

5. Was this community or community area recommended in the previous year? NO
6. Is there any new information available from 2018-2019 that could be considered in prioritizing communities for this program? UNSURE.

### Community Information

7. Community Name (as known by community members): Watts
8. What areas does this community include? (City Name, Neighborhood Name, and Zip Code): LOS ANGELES, WATTS 90002, 90059

9. Is your community recommending itself for deployment of a community air monitoring campaign, for development of a community emissions reduction program, or both?

- Community air monitoring  
 Community emissions reduction program  
 Both

10. Why and for what purpose? (Related to question 9)

Over the past year our community has seen an increase in construction in addition to the emissions issue already suffered. There are several other major projects scheduled for the coming Metro was involved last 2 months in repairs of the train tracks and buses sat idling for long periods of time.

11. What are the characteristics of your community that make it a good candidate for this program? For example, this could include having many engaged community organizations, experience with developing and implementing community plans, and demonstrated experience and willingness to collaborate with diverse stakeholders (government agencies, community organizations, businesses, schools, hospitals, etc.)

We have 2 environmental agencies that advocate for a community of 26k. We are normally low on the scale in reference to environmental justice issues. Monitoring and enforcement is not something that we get a chance to experience as a community outwardly, it appears that governmental agencies are not concerned with the effects of emissions emitted into our community.

**Additional Information**

12. Would you like to sign up for updates on AB617? Select "Yes" to be included in the e-mail list.

- Yes  No

Please save and email this worksheet to [ab617@aqmd.gov](mailto:ab617@aqmd.gov)





# 2019 AB 617 Community Self-Recommendation Form

Please fill out this form by June 30, 2019 and

Email it to:  
ab617@aqmd.gov

OR

Mail it to:  
Attn: AB617 forms  
21865 Copley Dr.  
Diamond Bar, CA 91765

Note: Information provided by you on this worksheet (including contact or other personal information) is a public record and may be released in response to a California Public Records Act request

Date:

### Contact Information

1. First and Last Name: [REDACTED]
2. Phone: [REDACTED]
3. Email: [REDACTED]
4. Organization (if applicable): [REDACTED]

### Input on Community Selection and Priorities

5. Was this community or community area recommended in the previous year?

*Not sure*

6. Is there any new information available from 2018-2019 that could be considered in prioritizing communities for this program?

*I have been asking about what's in the air of my community.*

### Community Information

7. Community Name (as known by community members):

*Normandie + Imperial / South Central.*

8. What areas does this community include? (City Name, Neighborhood Name, and Zip Code):

*90044 + 90047*

9. Is your community recommending itself for deployment of a community air monitoring campaign, for development of a community emissions reduction program, or both?

- Community air monitoring  
 Community emissions reduction program  
 Both

10. Why and for what purpose? (Related to question 9)

*I want good air quality. California*

11. What are the characteristics of your community that make it a good candidate for this program? For example, this could include having many engaged community organizations, experience with developing and implementing community plans, and demonstrated experience and willingness to collaborate with diverse stakeholders (government agencies, community organizations, businesses, schools, hospitals, etc.).

*Organizations has been putting out publications regarding climate change, I want to know more about it.*

#### Additional Information

12. Would you like to sign up for updates on AB617? Select "Yes" to be included in the e-mail list

- Yes       No

Please save and email this worksheet to [ab617@aqmd.gov](mailto:ab617@aqmd.gov)



# 2019 AB 617 Community Self-Recommendation Form

Please fill out this form by June 30, 2019 and

Email it to:  
ab617@aqmd.gov

OR

Mail it to:  
Attn: AB617 forms  
21865 Copley Dr.  
Diamond Bar, CA 91765

Note: Information provided by you on this worksheet (including contact or other personal information) is a public record and may be released in response to a California Public Records Act request

Date:

### Contact Information

1. First and Last Name: [Redacted]
2. Phone: [Redacted]
3. Email: [Redacted]
4. Organization (if applicable): *Stelman U.M. Co*

### Input on Community Selection and Priorities

5. Was this community or community area recommended in the previous year?  
*N/A*
6. Is there any new information available from 2018-2019 that could be considered in prioritizing communities for this program?  
*N/A*

### Community Information

7. Community Name (as known by community members):  
*South L.A. - Historic Adams District*
8. What areas does this community include? (City Name, Neighborhood Name, and Zip Code):  
*Los Angeles, Sugar Hill, 90018*

9. Is your community recommending itself for deployment of a community air monitoring campaign, for development of a community emissions reduction program, or both?

- Community air monitoring  
 Community emissions reduction program  
 Both

10. Why and for what purpose? (Related to question 9)

- Oil Refining in our community  
must go  
- Environmental Justice

11. What are the characteristics of your community that make it a good candidate for this program? For example, this could include having many engaged community organizations, experience with developing and implementing community plans, and demonstrated experience and willingness to collaborate with diverse stakeholders (government agencies, community organizations, businesses, schools, hospitals, etc.)

Historic Community - Near Freeway  
10

#### Additional Information

12. Would you like to sign up for updates on AB617? Select "Yes" to be included in the e-mail list.

Yes

No

Please save and email this worksheet to [ab617@aqmd.gov](mailto:ab617@aqmd.gov)



# 2019 AB 617 Community Self-Recommendation Form

Please fill out this form by June 30, 2019 and

Email it to:  
ab617@aqmd.gov

OR

Mail it to:  
Attn: AB617 forms  
21865 Copley Dr.  
Diamond Bar, CA 91765

Note: Information provided by you on this worksheet (including contact or other personal information) is a public record and may be released in response to a California Public Records Act request.

Date:

### Contact Information

1. First and Last Name: [REDACTED]
2. Phone: ~~323-552-2233~~ [REDACTED]
3. Email: ~~[REDACTED]~~
4. Organization (if applicable): PSR-LA

### Input on Community Selection and Priorities

5. Was this community or community area recommended in the previous year?  
NO
6. Is there any new information available from 2018-2019 that could be considered in prioritizing communities for this program?  
The SCLA: PUSH

### Community Information

7. Community Name (as known by community members):  
The South Central LA / South East LA
8. What areas does this community include? (City Name, Neighborhood Name, and Zip Code):  
LA city, Huntington Park, Bell, South Gate, Florence-Firestone, Cudahy, Walnut Park.



9. Is your community recommending itself for deployment of a community air monitoring campaign, for development of a community emissions reduction program, or both?

Community air monitoring  
 Community emissions reduction program  
 Both

10. Why and for what purpose? (Related to question 9)

Healthier communities! They are frontline communities next to Vernon, CA

11. What are the characteristics of your community that make it a good candidate for this program? For example, this could include having many engaged community organizations, experience with developing and implementing community plans, and demonstrated experience and willingness to collaborate with diverse stakeholders (government agencies, community organizations, businesses, schools, hospitals, etc.).

There are ~~many~~ environmental justice communities and groups that would love to engage with this process.

#### Additional Information

12. Would you like to sign up for updates on AB617? Select "Yes" to be included in the e-mail list.

Yes  No

Please save and email this worksheet to [ab617@aqmd.gov](mailto:ab617@aqmd.gov)



# 2019 AB 617 Community Self-Recommendation Form

Please fill out this form by June 30, 2019 and

Email it to:  
ab617@aqmd.gov

OR

Mail it to:  
Attn: AB617 forms  
21865 Copley Dr.  
Diamond Bar, CA 91765

Note: Information provided by you on this worksheet (including contact or other personal information) is a public record and may be released in response to a California Public Records Act request.

Date:

### Contact Information

- 1. First and Last Name: [REDACTED]
- 2. Phone: [REDACTED]
- 3. Email:
- 4. Organization (if applicable): *PSR LA*

### Input on Community Selection and Priorities

- 5. Was this community or community area recommended in the previous year?

*NO*

- 6. Is there any new information available from 2018-2019 that could be considered in prioritizing communities for this program?

*South LA continues to have lack of resources and there are huge impacts to people's health for the auto industry.*

### Community Information

- 7. Community Name (as known by community members):

*South LA Central*

- 8. What areas does this community include? (City Name, Neighborhood Name, and Zip Code):

9. Is your community recommending itself for deployment of a community air monitoring campaign, for development of a community emissions reduction program, or both?

- Community air monitoring  
 Community emissions reduction program  
 Both

10. Why and for what purpose? (Related to question 9)

to reduce air pollution.

11. What are the characteristics of your community that make it a good candidate for this program? For example, this could include having many engaged community organizations, experience with developing and implementing community plans, and demonstrated experience and willingness to collaborate with diverse stakeholders (government agencies, community organizations, businesses, schools, hospitals, etc.).

low income, people of color, working class  
(many Black & immigrant community)

**Additional Information**

12. Would you like to sign up for updates on AB617? Select "Yes" to be included in email list.

Yes

No

Please save and email this worksheet to [ab617@aqmd.gov](mailto:ab617@aqmd.gov)



# 2019 AB 617 Community Self-Recommendation Form

Please fill out this form by June 30, 2019 and

Email it to:  
ab617@aqmd.gov

OR

Mail it to:  
Attn: AB617 forms  
21865 Copley Dr.  
Diamond Bar, CA 91765

Note: Information provided by you on this worksheet (including contact or other personal information) is a public record and may be released in response to a California Public Records Act request.

Date:

### Contact Information

1. First and Last Name: [REDACTED]
2. Phone: [REDACTED]
3. Email: [REDACTED]
4. Organization (if applicable):

### Input on Community Selection and Priorities

5. Was this community or community area recommended in the previous year?  
NO.
6. Is there any new information available from 2018-2019 that could be considered in prioritizing communities for this program?

Community air monitoring stations

### Community Information

7. Community Name (as known by community members):  
South Central, Los Angeles
8. What areas does this community include? (City Name, Neighborhood Name, and Zip Code):

Los Angeles

9. Is your community recommending itself for deployment of a community air monitoring campaign, for development of a community emissions reduction program, or both?

- Community air monitoring  
 Community emissions reduction program  
 Both

10. Why and for what purpose? (Related to question 9)

we're currently participating in community air monitoring + are already identified, using Cal EnviroScreen 3.0, as a highly polluted + impacted community

11. What are the characteristics of your community that make it a good candidate for this program? For example, this could include having many engaged community organizations, experience with developing and implementing community plans, and demonstrated experience and willingness to collaborate with diverse stakeholders (government agencies, community organizations, businesses, schools, hospitals, etc.).

lots of engaged community members + community orgs ~~are~~ <sup>doing</sup>  
EJ work

#### Additional Information

12. Would you like to sign up for updates on AB617? Select "Yes" to be included in the e-mail list.

Yes

No

Please save and email this worksheet to [ab617@aqmd.gov](mailto:ab617@aqmd.gov)



# 2019 AB 617 Community Self-Recommendation Form

Please fill out this form by June 30, 2019 and

Email it to:  
ab617@aqmd.gov

OR

Mail it to:  
Attn: AB617 forms  
21865 Copley Dr.  
Diamond Bar, CA 91765

Note: Information provided by you on this worksheet (including contact or other personal information) is a public record and may be released in response to a California Public Records Act request.

Date: 6/27/2019

### Contact Information

1. First and Last Name: [REDACTED]
2. Phone: [REDACTED]
3. Email: [REDACTED]
4. Organization (if applicable): SCOPE

### Input on Community Selection and Priorities

5. Was this community or community area recommended in the previous year? Yes
6. Is there any new information available from 2018-2019 that could be considered in prioritizing communities for this program? ~~Yes~~ No  
we still live in between 4 freeways

### Community Information

7. Community Name (as known by community members): South LA
8. What areas does this community include? (City Name, Neighborhood Name, and Zip Code):  
90011      90037  
90003      90000  
90049  
90034

9. Is your community recommending itself for deployment of a community air monitoring campaign, for development of a community emissions reduction program, or both?

- Community air monitoring  
 Community emissions reduction program  
 Both

10. Why and for what purpose? (Related to question 9) There is a lot of industries around we are in the middle of 4 freeways and lack of transportation

11. What are the characteristics of your community that make it a good candidate for this program? For example, this could include having many engaged community organizations, experience with developing and implementing community plans, and demonstrated experience and willingness to collaborate with diverse stakeholders (government agencies, community organizations, businesses, schools, hospitals, etc.).

we are a community organization. There's a lot of schools in the community that don't have protections

#### Additional Information

12. Would you like to sign up for updates on AB617? Select "Yes" to be included in the e-mail list.

- Yes  No

Please save and email this worksheet to [ab617@aqmd.gov](mailto:ab617@aqmd.gov)



# 2019 Formulario de recomendación de su comunidad de AB617

Complete este formulario antes del 30 de junio y

Envíelo por correo electrónico a:  
[ab617@aqmd.gov](mailto:ab617@aqmd.gov)

O

Envíelo por correo postal a:  
Attn: AB617 forms  
21865 Copley Dr.  
Diamond Bar, CA 91765

Nota: La información que usted brinda en esta planilla (lo que incluye información de contacto y otros datos personales) constituye un registro público y puede ser divulgada como respuesta a una solicitud de la Ley de Registros Públicos de California (California Public Records Act).

Fecha: 06-27-19

### Información de contacto

1. Nombre y apellido: [REDACTED]
2. Teléfono: [REDACTED]
3. Correo electrónico: [REDACTED]
4. Organización (si corresponde): *Scope*

### Comentarios sobre la selección y las prioridades de la comunidad

5. ¿Esta comunidad o área de la comunidad fue recomendada el año anterior?  
*SI*
6. ¿Hay nueva información disponible de 2018-2019 que podría considerarse al momento de priorizar las comunidades para este programa?  
*SI*

### Información de la comunidad

7. Nombre de la comunidad (tal como lo conocen los miembros de la comunidad):  
*SUR Los Angeles*
8. ¿Qué áreas incluye esta comunidad? (Nombre de la ciudad, nombre del vecindario y código postal): *Los Angeles, C 90047, 90037, 90034, 90011 y 90003, 90006*



9. ¿Su comunidad se está recomendando para la implementación de una campaña de monitoreo de aire de la comunidad, para el desarrollo de un programa comunitario de reducción de emisiones, o para ambos?

- Monitoreo del aire de la comunidad  
 Programa comunitario de reducción de emisiones  
 Ambos

10. ¿Por qué y con qué propósito? (Relacionado con la pregunta 9)

Para comprobar que el aire de nuestra área está contaminado, que nos está enfermando. Vivimos entre cuatro autopistas que las 24 horas del día transitan camiones que emiten tóxicos. Familias se están enfermando de asma, enfermedades de la piel, cáncer etc. etc.

11. ¿Cuáles son las características de su comunidad que la convierten en una buena candidata para este programa? Por ejemplo, esto puede incluir una cantidad importante de organizaciones comprometidas con la comunidad, experiencia en el desarrollo y la implementación de planes comunitarios, y experiencia y voluntad demostradas para colaborar con varios participantes (agencias de gobierno, organizaciones comunitarias, empresas, escuelas, hospitales, etc.).

Somos Organizaciones de la Comunidad donde vemos las necesidades de la comunidad, necesitamos buen transporte y estamos trabajando con Escuelas y Comunidades Primeras.

#### Información adicional

13. ¿Desea inscribirse para actualizaciones sobre el Proyecto de Ley AB617? Seleccione "Sí" si desea ser incluido en la lista de correo electrónico.

- Sí  No

Haga clic en enviar para que esta planilla llegue por correo electrónico a AQMD de la Costa Sur: **ENVIAR**



## AB 617 Community Self-Recommendation Form

Please send us the completed form

By email:  
ab617@aqmd.gov

or

By mail:  
Attn: AB 617 forms  
21865 Copley Dr.  
Diamond Bar, CA 91765

Note: Information provided by you on this worksheet (including contact or other personal information) is a public record and may be released in response to a California Public Records Act request.

1. Date:

### Contact Information

2. First and Last Name:

3. Phone:

4. Email:

5. Organization (if applicable): *SCOPE*

### Input on Community Selection and Priorities

6. What types of information should we consider for selecting and prioritizing communities for AB 617? *South Central Los Angeles CA.*

### Community Information

7. Provide a brief description of your community:

*Air pollution,*

8. Community Name (as known by community members):

9. Community Location

Street(s), City or Cities and Zip Code(s):

10. Is your community recommending itself for deployment of a community air monitoring campaign, for development of a community emissions reduction program, or both?

- Community air monitoring  
 Community emissions reduction program  
 Both

11. What are the air pollution concern(s) in your community? Select all that apply:

- |  |   |
|--|---|
| <input checked="" type="checkbox"/> Light-duty traffic (cars and vans) | <input checked="" type="checkbox"/> Dust        |
| <input checked="" type="checkbox"/> Heavy-duty traffic (trucks)        | <input checked="" type="checkbox"/> Odor        |
| <input type="checkbox"/> Goods movement                                | <input type="checkbox"/> Other. Please specify: |
| <input type="checkbox"/> Freeways                                      |   |
| <input type="checkbox"/> Power plants                                  |   |
| <input checked="" type="checkbox"/> Rail yards                         |   |
| <input type="checkbox"/> Marine port                                   |   |
| <input type="checkbox"/> Airport                                       |   |
| <input type="checkbox"/> Oil and gas facilities                        |   |
| <input type="checkbox"/> Warehouses                                    |   |
| <input checked="" type="checkbox"/> Auto-body shops                    |   |
| <input type="checkbox"/> Waste incinerators                            |   |
| <input type="checkbox"/> Chemical plants                               |   |
| <input checked="" type="checkbox"/> Metal processing facilities        |   |
| <input type="checkbox"/> Agricultural processes                        |   |

12. If known, please provide information on the name and location of specific sources of air pollution on the community:

**Additional Information**

13. What is the best way for us to get your input? Select all that apply:

- Email
- Website
- Social Media
- City Governments
- Other. Please specify:

14. Would you like to sign up for updates on AB 617? Select yes to be included in the e-mail list:

- Yes
- No



2019  
Formulario de recomendación de su comunidad  
de AB617

Complete este formulario antes del 30 de junio y

Envíelo por correo electrónico a:  
ab617@aqmd.gov

O

Envíelo por correo postal a:  
Attn: AB617 forms  
21865 Copley Dr.  
Diamond Bar, CA 91765

Nota: La información que usted brinde en esta plantilla (lo que incluye información de contacto y otros datos personales) constituye un registro público y puede ser divulgada como respuesta a una solicitud de la Ley de Registros Públicos de California (California Public Records Act)

Fecha:

Información de contacto

1. Nombre y apellido: [Redacted]
2. Teléfono: [Redacted]
3. Correo electrónico:
4. Organización (si corresponde): *Scope*

Comentarios sobre la selección y las prioridades de la comunidad

5. ¿Esta comunidad o área de la comunidad fue recomendada el año anterior?  
*Esta comunidad de Sur Centro no fue seleccionada.*
6. ¿Hay nueva información disponible de 2018-2019 que podría considerarse al momento de priorizar las comunidades para este programa?  
*Se lanzó la iniciativa de la Push que permite que la comunidad comience a recopilar datos sobre la contaminación del aire.*

Información de la comunidad

7. Nombre de la comunidad (tal como lo conocen los miembros de la comunidad):  
*La Comunidad de Sur Centro de Los Angeles.*
8. ¿Qué áreas incluye esta comunidad? (Nombre de la ciudad, nombre del vecindario y código postal):  
*Esta comunidad se compone de los planes Comunitarios Sur y Sud Este en la Ciudad de Los Angeles.*

9. ¿Su comunidad se está recomendando para la implementación de una campaña de monitoreo de aire de la comunidad, para el desarrollo de un programa comunitario de reducción de emisiones, o para ambos?

- Monitoreo del aire de la comunidad  
 Programa comunitario de reducción de emisiones  
 Ambos

10. ¿Por qué y con qué propósito? (Relacionado con la pregunta 10)

Para entender mejor lo que está sucediendo en el medio ambiente donde vivimos y comenzar a limpiar.

11. ¿Cuáles son las características de su comunidad que la convierten en una buena candidata para este programa? Por ejemplo, esto puede incluir una cantidad importante de organizaciones comprometidas con la comunidad, experiencia en el desarrollo y la implementación de planes comunitarios, y experiencia y voluntad demostradas para colaborar con varios participantes (agencias de gobierno, organizaciones comunitarias, empresas, escuelas, hospitales, etc.).

El sur Centro de los Angeles tiene una población muy fuerte y comprometida de residentes y defensores listos para empesarse a limpiar y a participar hay muchas organizaciones en la comunidad que ya están comprometidos en esfuerzos tales y locales de justicia ambiental.

#### Información adicional

13. ¿Desea inscribirse para actualizaciones sobre el Proyecto de Ley AB617? Seleccione "Si" si desea ser incluido en la lista de correo electrónico.

Si

No

Haga clic en enviar para que esta planilla llegue por correo electrónico a AQMD de la Costa Sur: **ENVIAR**



2019  
Formulario de recomendación de su comunidad  
de AB617

Complete este formulario antes del 30 de junio y

Envíelo por correo electrónico a:  
*ab617@aqmd.gov*

O

Envíelo por correo postal a:  
*Attn: AB617 forms  
21865 Copley Dr.  
Diamond Bar, CA 91765*

Nota: La información que usted brinde en esta planilla (lo que incluye información de contacto y otros datos personales) constituye un registro público y puede ser divulgada como respuesta a una solicitud de la Ley de Registros Públicos de California (California Public Records Act)

Fecha: *6/28/19*

**Información de contacto**

1. Nombre y apellido: [REDACTED]
2. Teléfono: [REDACTED]
3. Correo electrónico: [REDACTED]
4. Organización (si corresponde): *SCOPE*

**Comentarios sobre la selección y las prioridades de la comunidad**

5. ¿Esta comunidad o área de la comunidad fue recomendada el año anterior?  
*Si*
6. ¿Hay nueva información disponible de 2018-2019 que podría considerarse al momento de priorizar las comunidades para este programa?  
*Si*

**Información de la comunidad**

7. Nombre de la comunidad (tal como lo conocen los miembros de la comunidad)  
*SCOPE (sur Los Angeles)*
8. ¿Qué áreas incluye esta comunidad? (Nombre de la ciudad, nombre del vecindario y código postal)  
*90011, 90006, 90002, 90047*

9. ¿Su comunidad se está recomendando para la implementación de una campaña de monitoreo de aire de la comunidad, para el desarrollo de un programa comunitario de reducción de emisiones, o para ambos?

- Monitoreo del aire de la comunidad  
 Programa comunitario de reducción de emisiones  
 Ambos

10. ¿Por qué y con qué propósito? (Relacionado con la pregunta <sup>9</sup>)

La Contaminación nos afecta a todos,  
porque tenemos muchas fábricas a nuestro alrededor  
de nuestras viviendas, escuelas, nuestro medio Ambiente  
esta muy Contaminado y necesitamos trabajar todos para  
limpiar nuestro planeta.

11. ¿Cuáles son las características de su comunidad que la convierten en una buena candidata para este programa? Por ejemplo, esto puede incluir una cantidad importante de organizaciones comprometidas con la comunidad, experiencia en el desarrollo y la implementación de planes comunitarios, y experiencia y voluntad demostradas para colaborar con varios participantes (agencias de gobierno, organizaciones comunitarias, empresas, escuelas, hospitales, etc.).

SCOPE es una organización sin fines de lucro  
que quiere mejorar el medio Ambiente,  
también educa a los votantes.

#### Información adicional

13. ¿Desea inscribirse para actualizaciones sobre el Proyecto de Ley AB617? Seleccione "Sí" si desea ser incluido en la lista de correo electrónico.

- Sí  No

Haga clic en enviar para que esta planilla llegue por correo electrónico a AQMD de la Costa Sur: **ENVIAR**



## AB 617 Community Self-Recommendation Form

Please send us the completed form

By email:  
ab617@aqmd.gov

or

By mail:  
Attn: AB 617 forms  
21865 Copley Dr.  
Diamond Bar, CA 91765

Note: Information provided by you on this worksheet (including contact or other personal information) is a public record and may be released in response to a California Public Records Act request.

1. Date:

### Contact Information

2. First and Last Name:

3. Phone:

4. Email:

5. Organization (if applicable): *SCOPE*

### Input on Community Selection and Priorities

6. What types of information should we consider for selecting and prioritizing communities for AB 617? *Air quality and emissions and ground contamination*

### Community Information

7. Provide a brief description of your community:

8. Community Name (as known by community members):

9. Community Location

Street(s), City or Cities and Zip Code(s):

*Alameda & Long Beach*

10. Is your community recommending itself for deployment of a community air monitoring campaign, for development of a community emissions reduction program, or both?

- Community air monitoring  
 Community emissions reduction program  
 Both



11. What are the air pollution concern(s) in your community? Select all that apply:

- |   |   |
|---|---|
| <input type="checkbox"/> Light-duty traffic (cars and vans)     | <input type="checkbox"/> Dust                   |
| <input checked="" type="checkbox"/> Heavy-duty traffic (trucks) | <input type="checkbox"/> Odor                   |
| <input type="checkbox"/> Goods movement                         | <input type="checkbox"/> Other. Please specify: |
| <input type="checkbox"/> Freeways                               |   |
| <input type="checkbox"/> Power plants                           |   |
| <input type="checkbox"/> Rail yards                             |   |
| <input type="checkbox"/> Marine port                            |   |
| <input type="checkbox"/> Airport                                |   |
| <input type="checkbox"/> Oil and gas facilities                 |   |
| <input type="checkbox"/> Warehouses                             |   |
| <input type="checkbox"/> Auto-body shops                        |   |
| <input type="checkbox"/> Waste incinerators                     |   |
| <input type="checkbox"/> Chemical plants                        |   |
| <input type="checkbox"/> Metal processing facilities            |   |
| <input type="checkbox"/> Agricultural processes                 |   |

12. If known, please provide information on the name and location of specific sources of air pollution on the community: *SCRAP METAL RECYCLING CENTERS*  
*Heavy-duty Traffic (TRUCKS)*

#### Additional Information

13. What is the best way for us to get your input? Select all that apply:

- Email
- Website
- Social Media
- City Governments
- Other. Please specify:

14. Would you like to sign up for updates on AB 617? Select yes to be included in the e-mail list:

- Yes
- No



# 2019 AB 617 Community Self-Recommendation Form

Please fill out this form by June 30, 2019 and

Email it to:  
ab617@aqmd.gov

OR

Mail it to:  
Attn: AB617 forms  
21865 Copley Dr.  
Diamond Bar, CA 91765

Note: Information provided by you on this worksheet (including contact and/or personal information) is a public record and may be released in response to a California Public Records Act request.

Date: 6/27/19

### Contact Information

1. First and Last Name: [REDACTED]
2. Phone: [REDACTED]
3. Email: [REDACTED]
4. Organization (if applicable): NONE

### Input on Community Selection and Priorities

5. Was this community or community area recommended in the previous year?  
YES
6. Is there any new information available from 2018-2019 that could be considered in prioritizing communities for this program?  
- community projects

### Community Information

7. Community Name (as known by community members):  
SOUTH VA
8. What areas does this community include? (City Name, Neighborhood Name, and Zip Code):

90047  
10037  
90134  
92003  
90104  
90011

9. Is your community recommending itself for deployment of a community air monitoring campaign, for development of a community emissions reduction program, or both?

- Community air monitoring  
 Community emissions reduction program  
 Both

10. Why and for what purpose? (Related to question 9)

*improve air quality*

11. What are the characteristics of your community that make it a good candidate for this program? For example, this could include having many engaged community organizations, experience with developing and implementing community plans, and demonstrated experience and willingness to collaborate with diverse stakeholders (government agencies, community organizations, businesses, schools, hospitals, etc.).

- self-awareness*
- community of color*
- public health concerns*

#### Additional Information

12. Would you like to sign up for updates on AB617? Select "Yes" to be included in the e-mail list.

- Yes  No

Please save and email this worksheet to [ab617@aqmd.gov](mailto:ab617@aqmd.gov)



# 2019 Formulario de recomendación de su comunidad de AB617

Complete este formulario antes del 30 de junio y

Envíelo por correo electrónico a:  
*ab617@aqmd.gov*

O

Envíelo por correo postal a:  
*Attn: AB617 forms  
21865 Copley Dr.  
Diamond Bar, CA 91765*

*Nota: La información que usted brinda en esta planilla (lo que incluye información de contacto y otros datos personales) constituye un registro público y puede ser divulgada como respuesta a una solicitud de la Ley de Registros Públicos de California (California Public Records Act)*

Fecha:

### Información de contacto

- 1. Nombre y apellido: [Redacted]
- 2. Teléfono: [Redacted]
- 3. Correo electrónico: [Redacted]
- 4. Organización (si corresponde): *SCOPE*

### Comentarios sobre la selección y las prioridades de la comunidad

- 5. ¿Esta comunidad o área de la comunidad fue recomendada el año anterior?  
*NO*
- 6. ¿Hay nueva información disponible de 2018-2019 que podría considerarse al momento de priorizar las comunidades para este programa?  
*Hay mas informacion, monitores del aire - capacidad*

### Información de la comunidad

- 7. Nombre de la comunidad (tal como lo conocen los miembros de la comunidad):  
*South central. L.A.*
- 8. ¿Qué áreas incluye esta comunidad? (Nombre de la ciudad, nombre del vecindario y código postal):  
*Florence, Wester Harvard / 90047*

9. ¿Su comunidad se está recomendando para la implementación de una campaña de monitoreo de aire de la comunidad, para el desarrollo de un programa comunitario de reducción de emisiones, o para ambos?

- Monitoreo del aire de la comunidad  
 Programa comunitario de reducción de emisiones  
 Ambos

10. ¿Por qué y con qué propósito? (Relacionado con la pregunta 10)

mejorar la calidad del aire.  
calidad de vida

11. ¿Cuáles son las características de su comunidad que la convierten en una buena candidata para este programa? Por ejemplo, esto puede incluir una cantidad importante de organizaciones comprometidas con la comunidad, experiencia en el desarrollo y la implementación de planes comunitarios, y experiencia y voluntad demostradas para colaborar con varios participantes (agencias de gobierno, organizaciones comunitarias, empresas, escuelas, hospitales, etc.).

Hay muchas organizaciones basadas en la comunidad ya son comprometidos en esfuerzos estatales y locales justicia Ambiental y climática

#### Información adicional

13. ¿Desea inscribirse para actualizaciones sobre el Proyecto de Ley AB617? Seleccione "Sí" si desea ser incluido en la lista de correo electrónico.



Sí



No

Haga clic en enviar para que esta planilla llegue por correo electrónico a AQMD de la Costa Sur: **ENVIAR**



# 2019 AB 617 Community Self-Recommendation Form

Please fill out this form by June 30, 2019 and

Email it to:  
ab617@aqmd.gov

OR

Mail it to:  
Attn: AB617 forms  
21865 Copley Dr  
Diamond Bar, CA 91765

Note: Information provided by you on this worksheet (including contact or other personal information) is a public record and may be released in response to a California Public Records Act request

Date: 6-27-19

### Contact Information

1. First and Last Name:

2. Phone:

3. Email:

4. Organization (if applicable):

SCOPE

### Input on Community Selection and Priorities

5. Was this community or community area recommended in the previous year?

no

6. Is there any new information available from 2018-2019 that could be considered in prioritizing communities for this program?

SCLA Push

I have participated to know more

### Community Information

7. Community Name (as known by community members):

SCLA = South central LA

8. What areas does this community include? (City Name, Neighborhood Name, and Zip Code):

South and South east LA  
community plan

9. Is your community recommending itself for deployment of a community air monitoring campaign, for development of a community emissions reduction program, or both?

- Community air monitoring
- Community emissions reduction program
- Both

10. Why and for what purpose? (Related to question 9)

To better understand the air in south central

11. What are the characteristics of your community that make it a good candidate for this program? For example, this could include having many engaged community organizations, experience with developing and implementing community plans, and demonstrated experience and willingness to collaborate with diverse stakeholders (government agencies, community organizations, businesses, schools, hospitals, etc.).

South central push for different organization like Scope SCLA

**Additional Information**

12. Would you like to sign up for updates on AB617? Select "Yes" to be included in the e-mail list

- Yes
- No

Please save and email this worksheet to [ab617@aqmd.gov](mailto:ab617@aqmd.gov)



South Coast  
AQMD

## 2019 Formulario de recomendación de su comunidad de AB617

Complete este formulario antes del 30 de junio y

Envíelo por correo  
electrónico a:  
ab617@aqmd.gov

O

Envíelo por correo postal a:  
Attn: AB617 forms  
21865 Copley Dr.  
Diamond Bar, CA 91765

Nota: La información que usted brinde en esta planilla (lo que incluye información de contacto y otros datos personales) constituye un registro público y puede ser divulgada como respuesta a una solicitud de la Ley de Registros Públicos de California (California Public Records Act)

Fecha: 06-28-2019

### Información de contacto

1. Nombre y apellido: [REDACTED]
2. Teléfono: [REDACTED]
3. Correo electrónico: [REDACTED]
4. Organización (si correspondió): SCOPE

### Comentarios sobre la selección y las prioridades de la comunidad

5. ¿Esta comunidad o área de la comunidad fue recomendada el año anterior?  
NO SE

6. ¿Hay nueva información disponible de 2018-2019 que podría considerarse al momento de priorizar las comunidades para este programa?

He comenzado a participar en esfuerzos para comprender mejor los desafíos de calidad del aire en mi comunidad.

### Información de la comunidad

7. Nombre de la comunidad (tal como lo conocen los miembros de la comunidad):

La comunidad de el Sur Central de Los Angeles.

8. ¿Qué áreas incluye esta comunidad? (Nombre de la ciudad, nombre del vecindario y código postal): 90011

esta comunidad se compone de los Planes Comunitarios Sur Central and y sudeste en la ciudad de Los Angeles



9. ¿Su comunidad se está recomendando para la implementación de una campaña de monitoreo de aire de la comunidad, para el desarrollo de un programa comunitario de reducción de emisiones, o para ambos?

- Monitoreo del aire de la comunidad  
 Programa comunitario de reducción de emisiones  
 Ambos

10. ¿Por qué y con qué propósito? (Relacionado con la pregunta 10)

*Para garantizar que el Sur Central de Los Angeles obtenga su parte justa de fondos y recursos para empezar a abordar los desafíos de la Justicia Ambiental*

11. ¿Cuáles son las características de su comunidad que la convierten en una buena candidata para este programa? Por ejemplo, esto puede incluir una cantidad importante de organizaciones comprometidas con la comunidad, experiencia en el desarrollo y la implementación de planes comunitarios, y experiencia y voluntad demostradas para colaborar con varios participantes (agencias de gobierno, organizaciones comunitarias, empresas, escuelas, hospitales, etc.)

*Existe una coalición de residentes y organizaciones listas para comenzar a implementar la próxima etapa del trabajo*

#### Información adicional

13. ¿Desea inscribirse para actualizaciones sobre el Proyecto de Ley AB617? Seleccione "Si" si desea ser incluido en la lista de correo electrónico.

- Si  No

Haga clic en enviar para que esta planilla llegue por correo electrónico a AQMD de la Costa Sur: **ENVIAR**



# 2019 AB 617 Community Self-Recommendation Form

Please fill out this form by June 30, 2019 and

Email it to:  
ab617@aqmd.gov

OR

Mail it to:  
Attn: AB617 forms  
21865 Copley Dr.  
Diamond Bar, CA 91765

Note: Information provided by you on this worksheet (including contact or other personal information) is a public record and may be released in response to a California Public Records Act request

Date:

### Contact Information

1. First and Last Name: [redacted]
2. Phone: [redacted]
3. Email: [redacted]
4. Organization (if applicable):  
SCOP

### Input on Community Selection and Priorities

5. Was this community or community area recommended in the previous year?  
Potential answer: The Community was not selected in the previous year 2-I don't know
6. Is there any new information available from 2018-2019 that could be considered in prioritizing communities for this program?

The SELA Push initiative launched which has allowed the community to start collecting data on air pollution

### Community Information

7. Community Name (as known by community members):  
The ~~South~~ South Central LA Community
8. What areas does this community include? (City Name, Neighborhood Name, and Zip Code).

this community is comprised of the Southeast community plus in the City of LA

9. Is your community recommending itself for deployment of a community air monitoring campaign, for development of a community emissions reduction program, or both?

- Community air monitoring  
 Community emissions reduction program  
 Both

10. Why and for what purpose? (Related to question 9)

Potential replies to better understand what is going on with the air 2. to start cleaning up the air 3. To ensure that South LA gets it fair share of funding and resources to start addressing environmental justice challenge.

11. What are the characteristics of your community that make it a good candidate for this program? For example, this could include having many engaged community organizations, experience with developing and implementing community plans, and demonstrated experience and willingness to collaborate with diverse stakeholders (government agencies, community organizations, businesses, schools, hospitals, etc.).

Potential replies 1) South Central has a strong and engaging population of residents and advocates ready to start engaging 2. There are many community based organizations who already engaged in state and local environmental and climate justice efforts. There is already a coalition of residents and advocates ready to start implementing the next steps of work.

Additional Information  
12. Would you like to sign up for updates on AB617? Select "Yes" to be included in the e-mail list.

Yes

No

Please save and email this worksheet to [ab617@aqmd.gov](mailto:ab617@aqmd.gov)



# 2019 AB 617 Community Self-Recommendation Form

Please fill out this form by June 30, 2019 and

Email it to:  
ab617@aqmd.gov

OR


Mail it to:  
Attn: AB617 forms  
21865 Copley Dr.  
Diamond Bar, CA 91765

Note: Information provided by you on this worksheet (including contact or other personal information) is a public record and may be released in response to a California Public Records Act request

Date:

### Contact Information

- 1. First and Last Name
- 2. Phone:
- 3. Email:
- 4. Organization (if applicable)



### Input on Community Selection and Priorities

- 5. Was this community or community area recommended in the previous year?  
*No we were not selected and I don't know why.*
- 6. Is there any new information available from 2018-2019 that could be considered in prioritizing communities for this program?

*our community members have collaborated with SCA + Puap and are now doing maintenance of our environment*

### Community Information

- 7. Community Name (as known by community members):  
*So Central Los Angeles*
- 8. What areas does this community include? (City Name, Neighborhood Name, and Zip Code):

*90044      90043  
 90042      90059  
 90001      90003  
 90006      + more*

9. Is your community recommending itself for deployment of a community air monitoring campaign, for development of a community emissions reduction program, or both?

Community air monitoring  
 Community emissions reduction program  
 Both

10. Why and for what purpose? (Related to question 9)

*We deserve it! To stop the many chronic health issues that every resident suffers from. From simple headaches to asthma, COPD, and cancer.*

11. What are the characteristics of your community that make it a good candidate for this program? For example, this could include having many engaged community organizations, experience with developing and implementing community plans, and demonstrated experience and willingness to collaborate with diverse stakeholders (government agencies, community organizations, businesses, schools, hospitals, etc.)

*Many local community based organizations are willing and able to do the work necessary to expose the air we have in our neighborhoods. We are tired of being the "lab rats" for big business to make profits at the expense of our health.*

**Additional Information**

12. Would you like to sign up for updates on AB617? Select "Yes" to be included in the e-mail list.

Yes  No

Please save and email this worksheet to [ab617@aqmd.gov](mailto:ab617@aqmd.gov)



# 2019 Formulario de recomendación de su comunidad de AB617

Complete este formulario antes del 30 de junio y

Envíelo por correo electrónico a:  
*ab617@aqmd.gov*

O

Envíelo por correo postal a:  
Attn: AB617 forms  
21865 Copley Dr.  
Diamond Bar, CA 91765

Nota: La información que usted brinde en esta planilla (lo que incluye información de contacto y otros datos personales) constituye un registro público y puede ser divulgada como respuesta a una solicitud de la Ley de Registros Públicos de California (California Public Records Act)

Fecha:

### Información de contacto

- 1. Nombre y apellido: [REDACTED]
- 2. Teléfono: [REDACTED]
- 3. Correo electrónico: [REDACTED]
- 4. Organización (si corresponde): *SCOPE*

### Comentarios sobre la selección y las prioridades de la comunidad

- 5. ¿Esta comunidad o área de la comunidad fue recomendada el año anterior?  
*NO SE SELECCIONADA*
- 6. ¿Hay nueva información disponible de 2018-2019 que podría considerarse al momento de priorizar las comunidades para este programa?  
*HE COMENZADO PARA PARTICIPAR EN ESFUERZO PARA COMPRENDER MEJORES DE LOS DE CALIDAD DEL AIRE*

### Información de la comunidad

- 7. Nombre de la comunidad (tal como lo conocen los miembros de la comunidad):  
*DUR CENTRAL DE LOS ANGELES*
- 8. ¿Qué áreas incluye esta comunidad? (Nombre de la ciudad, nombre del vecindario y código postal):  
*LOS ANGELES CALIFORNIA*

*90037*

9. ¿Su comunidad se está recomendando para la implementación de una campaña de monitoreo de aire de la comunidad, para el desarrollo de un programa comunitario de reducción de emisiones, o para ambos?

- Monitoreo del aire de la comunidad  
 Programa comunitario de reducción de emisiones  
 Ambos

10. ~~¿Por qué y con qué propósito?~~ (Relacionado con la pregunta 10)

PARA PODER EMPEZAR A LIMPIAR EL  
AIRE

11. ¿Cuáles son las características de su comunidad que la convierten en una buena candidata para este programa? Por ejemplo, esto puede incluir una cantidad importante de organizaciones comprometidas con la comunidad, experiencia en el desarrollo y la implementación de planes comunitarios, y experiencia y voluntad demostradas para colaborar con varios participantes (agencias de gobierno, organizaciones comunitarias, empresas, escuelas, hospitales, etc.)

EL SUR DE LOS ANGELES TIENE UNA POBLACION  
FUERTE Y COMPROMETIDA DE NEGRO  
Y DEFENSORES DE LOS DERECHOS PARA EMPEZAR  
PARTE II CAN

#### Información adicional

13. ¿Desea inscribirse para actualizaciones sobre el Proyecto de Ley AB617? Seleccione "Si" si desea ser incluido en la lista de correo electrónico.

- Si  No

Haga clic en enviar para que esta planilla llegue por correo electrónico a AQMD de la Costa Sur: **ENVIAR**



# 2019 Formulario de recomendación de su comunidad de AB617

Complete este formulario antes del 30 de junio y

Envíelo por correo electrónico a: ab617@aqmd.gov	<input type="radio"/>	Envíelo por correo postal a: Attn: AB617 forms 21865 Copley Dr. Diamond Bar, CA 91765
---	-----------------------	--

Nota: La información que usted brinde en esta planilla (lo que incluye información de contacto y otros datos personales) constituye un registro público y puede ser divulgada como respuesta a una solicitud de la Ley de Registros Públicos de California (California Public Records Act)

Fecha:

### Información de contacto

- Nombre y apellido: [Redacted]
- Teléfono: [Redacted]
- Correo electrónico:
- Organización (si corresponde): *SCOPE*

### Comentarios sobre la selección y las prioridades de la comunidad

- ¿Esta comunidad o área de la comunidad fue recomendada el año anterior?  
*No,*
- ¿Hay nueva información disponible de 2018-2019 que podría considerarse al momento de priorizar las comunidades para este programa?  
*Si, el proyecto SCA - PUSH para aprender de la calidad del aire*

### Información de la comunidad

- Nombre de la comunidad (tal como lo conocen los miembros de la comunidad):  
*Sur central de Los Angeles*
- ¿Qué áreas incluye esta comunidad? (Nombre de la ciudad, nombre del vecindario y código postal):  
*Western / Arcene / Stauson  
1262th West 25 St  
LA, CA 90044*

*624*



9. ¿Su comunidad se está recomendando para la implementación de una campaña de monitoreo de aire de la comunidad, para el desarrollo de un programa comunitario de reducción de emisiones, o para ambos?

- Monitoreo del aire de la comunidad  
 Programa comunitario de reducción de emisiones  
 Ambos

10. ¿Por qué y con qué propósito? (Relacionado con la pregunta 10)

porque hay mucha gente enferma

11. ¿Cuáles son las características de su comunidad que la convierten en una buena candidata para este programa? Por ejemplo, esto puede incluir una cantidad importante de organizaciones comprometidas con la comunidad, experiencia en el desarrollo y la implementación de planes comunitarios, y experiencia y voluntad demostradas para colaborar con varios participantes (agencias de gobierno, organizaciones comunitarias, empresas, escuelas, hospitales, etc.):

Mucha contaminación, muchos trucks,  
muchos falleros de autos

#### Información adicional

13. ¿Desea inscribirse para actualizaciones sobre el Proyecto de Ley AB617? Seleccione "Sí" si desea ser incluido en la lista de correo electrónico.



Sí



No

Haga clic en enviar para que esta planilla llegue por correo electrónico a AQMD de la Costa Sur: **ENVIAR**



Friday, June 28, 2019

Dear South Coast Air Quality Management District,

We are writing on behalf of the SCLA: PUSH initiative, to encourage the South Coast AQMD to nominate our community for the next round of the AB 617 community selection process. In 2017, Assembly Member Cristina Garcia authored AB 617 to address the disproportionate impacts of air pollution in environmental justice communities. The measure requires local air districts to take specific actions to reduce air pollution and toxic air contaminants from commercial and industrial sources.

In South LA, more than 24,000 people live within 500 feet of various stationary sources of air pollution and traffic route and are therefore constantly exposed to particulate matter from diesel exhaust. In addition, well over 21,000 residents in population-dense South LA neighborhoods live within 500 feet of: manufacturing, warehousing and distribution, oil refining, or chemical plant sites<sup>1</sup>. In South Central LA, there are also 585 sensitive land uses within 500 feet of these hazardous sites<sup>2</sup>. These environmental hazards contribute to poor air quality and are disproportionately sited in low-income communities of color such as South Central LA.

The South Central LA Project to Understand the Sources and Health Impacts of Local Pollution (SCLA:PUSH) is a collaborative effort between organizations, residents and academic partners. It aims to build the capacity of South Central LA organizations and community residents to better understand the state of air quality and health in their community, and to engage in air monitoring and data analysis. Residents and advocates will build their air quality knowledge and capacity to monitor through the Air Quality Academy, whose goals are threefold: (1) To build our collective capacity to identify sources of air pollution in South Central LA using monitoring technology, (2) To mobilize the South Central LA community to strengthen existing and future air quality policies, and (3) To ensure that South Central LA gets its fair share of resources and funding to improve the air.

The undersigned organizations urge the South Coast AQMD to nominate South Central LA to the California Air Resources Board. South Central Los Angeles deserves clean air. We urge SCAQMD to prioritize South Central LA by selecting it for the second year communities of the AB 617 program.

Best regards,

Martha Dina Arguello, Executive Director  
Physicians for Social Responsibility-LA  
Laura Muriada,

---

<sup>1</sup> Los Angeles County Department of Public Health. (2013). *Health atlas for the City of Los Angeles*. Retrieved from <http://cityplanning.lacity.org/Cwd/framwk/healthwellness/text/HealthAtlas.pdf>

<sup>2</sup> <http://500ft.psr-la.org/>

## Strategic Concepts in Organizing and Policy Education